



REVIEW ARTICLE

10.1029/2023JG007964

Special Collection:

Celebrating 20 years at JGR:
Biogeosciences

Key Points:

- Soil organic matter (SOM) research has been advanced by conceptual frameworks
- Conceptual frameworks are associated with different SOM controls with variable empirical support and model representation
- Microbial physiology and morphology and physical inaccessibility, as SOM controls, require more empirical work and model representation

Correspondence to:

K. S. Rocci,
katie.rocci@colorado.edu

Citation:

Rocci, K. S., Cotrufo, M. F., Ernakovich, J., Foster, E., Frey, S., Georgiou, K., et al. (2024). Bridging 20 years of soil organic matter frameworks: Empirical support, model representation, and next steps. *Journal of Geophysical Research: Biogeosciences*, 129, e2023JG007964. <https://doi.org/10.1029/2023JG007964>

Received 11 DEC 2023

Accepted 14 MAY 2024

Author Contributions:

Conceptualization: Katherine S. Rocci, M. Francesca Cotrufo, Jessica Ernakovich, Erika Foster, Serita Frey, Katerina Georgiou, A. Stuart Grandy, Avni Malhotra, Peter B. Reich, Else P. Schlerman, William R. Wieder

Visualization: Katherine S. Rocci, Avni Malhotra, William R. Wieder

Writing – original draft: Katherine S. Rocci, M. Francesca Cotrufo, Jessica Ernakovich, Erika Foster, Serita Frey, Katerina Georgiou, A. Stuart Grandy, Avni Malhotra, Peter B. Reich, Else P. Schlerman, William R. Wieder

Writing – review & editing: Katherine S. Rocci, M. Francesca Cotrufo,

Bridging 20 Years of Soil Organic Matter Frameworks: Empirical Support, Model Representation, and Next Steps

Katherine S. Rocci^{1,2} , M. Francesca Cotrufo³ , Jessica Ernakovich⁴, Erika Foster⁵, Serita Frey⁴, Katerina Georgiou⁶, A. Stuart Grandy⁴, Avni Malhotra⁷, Peter B. Reich^{2,8}, Else P. Schlerman⁴, and William R. Wieder^{1,9}
¹Institute of Arctic and Alpine Research, University of Colorado, Boulder, CO, USA, ²Institute for Global Change Biology, University of Michigan, Ann Arbor, MI, USA, ³Department of Soil and Crop Sciences, Colorado State University, Fort Collins, CO, USA, ⁴Department of Natural Resources and the Environment, Center of Soil Biogeochemistry and Microbial Ecology, University of New Hampshire, Durham, NH, USA, ⁵Point Blue Conservation Science, Petaluma, CA, USA, ⁶Physical and Life Sciences Directorate, Lawrence Livermore National Laboratory, Livermore, CA, USA, ⁷Pacific Northwest National Laboratory, Richland, WA, USA, ⁸Department of Forest Resources, University of Minnesota, St. Paul, MN, USA, ⁹Climate and Global Dynamics Laboratory, National Center for Atmospheric Research, Boulder, CO, USA

Abstract In the past few decades, there has been an evolution in our understanding of soil organic matter (SOM) dynamics from one of inherent biochemical recalcitrance to one deriving from plant-microbe-mineral interactions. This shift in understanding has been driven, in part, by influential conceptual frameworks which put forth hypotheses about SOM dynamics. Here, we summarize several focal conceptual frameworks and derive from them six controls related to SOM formation, (de)stabilization, and loss. These include: (a) physical inaccessibility; (b) organo-mineral and -metal stabilization; (c) biodegradability of plant inputs; (d) abiotic environmental factors; (e) biochemical reactivity and diversity; and (f) microbial physiology and morphology. We then review the empirical evidence for these controls, their model representation, and outstanding knowledge gaps. We find relatively strong empirical support and model representation of abiotic environmental factors but disparities between data and models for biochemical reactivity and diversity, organo-mineral and -metal stabilization, and biodegradability of plant inputs, particularly with respect to SOM destabilization for the latter two controls. More empirical research on physical inaccessibility and microbial physiology and morphology is needed to deepen our understanding of these critical SOM controls and improve their model representation. The SOM controls are highly interactive and also present some inconsistencies which may be reconciled by considering methodological limitations or temporal and spatial variation. Future conceptual frameworks must simultaneously refine our understanding of these six SOM controls at various spatial and temporal scales and within a hierarchical structure, while incorporating emerging insights. This will advance our ability to accurately predict SOM dynamics.

Plain Language Summary Soil organic matter, the remains of plants, animals, and microbes in the soil, performs many important functions for humans and ecosystems, providing habitat for animals, nutrients for plants, climate change buffering, and structure for soil animals and human structures. Thus, it is important to understand how soil organic matter is formed, stabilized, and lost. Here, we review conceptual frameworks that have contributed to our understanding of soil organic matter over the past 20 years. We evaluate their support in experiments and also how well represented they are in computer models. We find the least support and representation for controls of soil organic matter associated with properties of microbes and physical barriers between microbes and soil organic matter. These and novel soil organic matter controls require more research for better understanding of soil organic matter functions.

1. Introduction

Soil organic matter (SOM) is important for both biotic and abiotic processes in ecosystems as the largest store of terrestrial carbon (C) and nutrients (particularly nitrogen [N]), an energy source for microbes, a habitat for soil biota, and a foundation for soil structure (Anthony et al., 2023; Cotrufo & Lavelle, 2022). Because of these characteristics, SOM is increasingly of interest to biogeoscientists, global change researchers, land managers, and policymakers. SOM is comprised of organic compounds that include plant and other organic inputs at various stages of decay and products of soil-dwelling decomposers; it accumulates and persists in the soil when biophysical inhibition of decomposition by soil microbes (i.e., heterotrophic soil respiration; Bond-Lamberty

© 2024. The Author(s).

This is an open access article under the terms of the Creative Commons Attribution License, which permits use, distribution and reproduction in any medium, provided the original work is properly cited.

Jessica Ernakovich, Erika Foster,
Serita Frey, Katerina Georgiou,
A. Stuart Grandy, Avni Malhotra, Peter
B. Reich, Else P. Schlerman, William
R. Wieder

et al., 2024) makes SOM decomposition rates lower than input rates. In other words, if organic inputs to soils were easily available, consumable, and digestible to soil-dwelling decomposers, and their necromass also easily available, consumable and digestible to other microbes, there would be little accumulation of SOM. Hence, our focus here is on this accumulated SOM and its dynamics, including the processes of formation, (de)stabilization, and loss (Box 1). Our understanding of SOM dynamics has been upended in the past few decades by research showing that persistence (Box 1) is mediated by plant-microbe-mineral interactions rather than inherent chemical recalcitrance (Schmidt et al., 2011; Lehmann & Kleber, 2015; Kogel-Knaber and Rumpel, 2018). Interdisciplinary, technological advances enabling inquiry of SOM at the molecular level as well as societal needs for better understanding of SOM (due to its role in agronomy and climate) underlie this evolution in our understanding. This evolution was facilitated by the publication of several influential conceptual frameworks. These frameworks built upon empirical insights generated over several decades. We focus specifically on conceptual frameworks because of the cognitive schema they provide to integrate multidisciplinary advances, promote novel hypotheses, and stimulate new research (Derry, 1996). Notably, the exact definition of SOM varies between these conceptual frameworks and the definitions used in empirical research and process-based models. In empirical studies, SOM is generally defined as organic matter in soils less than 2 mm in size, whereas conceptual definitions are more so based on the constituents of SOM (as in Box 1). In process-based models, SOM is defined explicitly in terms of the equations that move C or N into and out of pools included in your determination of SOM (e.g., SOM is the sum of all individual SOM pools, but also potentially the microbial biomass or litter pools). Because of these variable definitions, there is a need to reconcile conceptual definitions of SOM and its controls with empirical and modeled representations.

Here, we synthesize the controls of SOM formation, (de)stabilization, and loss (hereafter, “SOM controls”) highlighted in several influential SOM conceptual frameworks of the past 20 years. The frameworks that we chose, based on the authors’ opinions and number of citations, sought to identify unifying principles of SOM dynamics in mineral soils that moved beyond a set of case study approaches (Fierer, Grandy, et al., 2009). Understanding the controls of SOM dynamics in organic soils is also important but not the focus here (see Belyea and Clymo (2001), Limpens et al. (2008), and Frohking et al. (2010) for controls of organic soils). We then evaluate empirical support for the SOM controls and consider the current status of their representation in process-based models. We use this review to derive the crucial interactions and inconsistencies among SOM controls and identify potential areas of future work. The controls identified and evaluated in this paper add nuance to and layer atop a longer history of theories of soil formation factors (climate, organisms, relief, parent material, and time; Jenny, 1941) and pedogenesis processes (additions, losses, translocation, and transformation; Simonson, 1959). As we synthesize progressive SOM science from the last two decades, we note that there have been many useful and interesting recent SOM reviews that have focused broadly on SOM dynamics (Paul, 2016), the ecology of SOM (Jackson et al., 2017), mechanisms of soil C gains and losses (Basile-Doelsch et al., 2020), SOM analysis and biochemistry (Weng et al., 2022), SOM dynamics informed by SOM fractions (Cotrufo & Lavelle, 2022), plant and microbial source attribution (Whalen et al., 2022), microbial processes in soil C models (Chandel

Box 1 Terms and Definitions as Used in This Paper

Soil organic matter (SOM) = organic compounds that include plant and other organic inputs at various stages of decay and biomass and products of soil-dwelling decomposers that remain in the soil for some period of time (days to centuries) due to inhibition of their decomposition by microbes

SOM dynamics = the processes that regulate the existence and cycling of SOM

SOM formation = the transformation of plant and other organic inputs into SOM

SOM (de)stabilization = the interaction of SOM with a stabilizing force, such as a mineral or metal oxide surface or aggregate (stabilization), or the disengagement from that interaction (destabilization)

SOM loss = the movement of SOM out of the soil via mineralization, leaching, or erosion (note that leaching can also move organic materials downward in the soil without being lost from the soil)

SOM persistence = the amount of time SOM remains in the soil

et al., 2023), and validation of soil C models (Le Noë et al., 2023). We are unique in our focus on SOM conceptual frameworks, which have not been explicitly and holistically evaluated, despite their important role in shaping our current understanding of SOM dynamics.

2. Formation of Frameworks

SOM was historically thought to consist primarily of chemically recalcitrant (e.g., bioenergetically unfavorable conditions for decomposition associated with molecular complexity) litter inputs and/or complex “humic” macromolecules formed via condensation reactions, which were persistent because of their resistance to microbial decomposition (Allison, 2006; Tan, 2003). However, pioneering research in the late 1900s and early 2000s questioned these ideas (e.g., Elliott & Coleman, 1988; Elliot et al., 1980; Hassink et al., 1993; Tisdall & Oades, 1982). These humic substances, thought to be large, difficult-to-characterize compounds, were present in mixtures of recognizable plant and microbial compounds (e.g., carbohydrates, lipids, proteins, lignin; Burdon, 2001). Support was also slowly developing for the idea that microbes can decompose humic substances, suggesting inherent chemical structure was not preventing microbial decomposition of SOM (Ekschmitt et al., 2005). Additionally, evidence mounted that the soil matrix (e.g., mineral surfaces) protects from decomposition a diversity of molecules, many of which are small and microbial-derived (Baldock & Skjemstad, 2000; Gleixner et al., 1999, 2002; Oades, 1988; Sollins et al., 1996). Thus, multiple lines of evidence showed that SOM largely consists of recognizable plant and microbial compounds persisting in a complex three-dimensional mineral matrix in mineral soils.

A key methodological breakthrough that facilitated the overturning of the chemical recalcitrance paradigm was the use of soil fractionation methods. Physical separations, or fractionations, are commonly used to characterize SOM and investigate SOM's mineral-associated and particulate fractions (e.g., MAOM and POM; Cambardella & Elliot, 1992; Christensen, 2001; von Lutzow et al., 2007, 2008). Physical fractions that are small (<50–63 μm) or dense (>1.6–1.85 g cm^{-3}) are referred to as MAOM because of the size cutoff and relatively high density (compared to organic matter) of silt and clay minerals. Mineral-associated SOM is assumed to have greater protection from decomposition compared to POM, which is generally separated as the large and light fractions of SOM (Lavalley et al., 2020). Notably, these operational definitions of MAOM and POM do not provide fully consistent pools when using size versus density fractionation but the average properties of the operational pools from size or density fractionation align with our conceptualizations of MAOM and POM (Poeplau et al., 2018; see Leuthold et al., 2022 for detailed review). These primary physical fractions of MAOM and POM can then experience further physical protection within aggregates (e.g., secondary physical fractions; *sensu* Christensen, 2001). Chemically characterizing these physical fractions was an important turning point in how we thought about SOM dynamics (Baldock & Skjemstad, 2000). For example, updated chemical characterization showed ample small microbial-derived amino acids and sugars, lipids, and proteins in MAOM, suggesting that SOM persistence was not dependent on the presence of hard-to-decompose, recalcitrant compounds (Grandy et al., 2007; Guggenberger et al., 1995; Kiem & Kogel-Knaber, 2003; Kleber et al., 2011; Kleber, 2010; Six et al., 2006).

These new insights began to collate into conceptual frameworks that updated our understanding of SOM from which we derive six main SOM controls (Figure 1; Table 1). We emphasize that while the work highlighted here has been influential in the field of SOM research, each framework relies on many other studies and ideas and was selected by the authors based on citations and perceived influence on the field. The frameworks are highlighted here chronologically and include six main categories of SOM controls (bolded words) that emerged as foci of SOM research over the past two decades:

- Six et al. (2002) elucidated the mechanisms of SOM persistence as **physical inaccessibility** through SOM occlusion in microaggregates **and organo-mineral and -metal stabilization** via chemical binding of SOM to silt and clay minerals, proposing the saturation of mineral stabilization. They also conceptualized the POM as an unprotected pool composed dominantly of plant and also microbial residues.
- Rasse et al. (2005) emphasized the importance of root over shoot inputs for SOM formation. They estimated a longer residence time for root versus shoot C in SOM and hypothesized multiple pathways of SOM formation and stabilization depending on the **biodegradability of plant** (specifically root) **inputs**. They hypothesized that structural root litter likely contributed to POM pools, whereas rhizodeposition likely contributed to

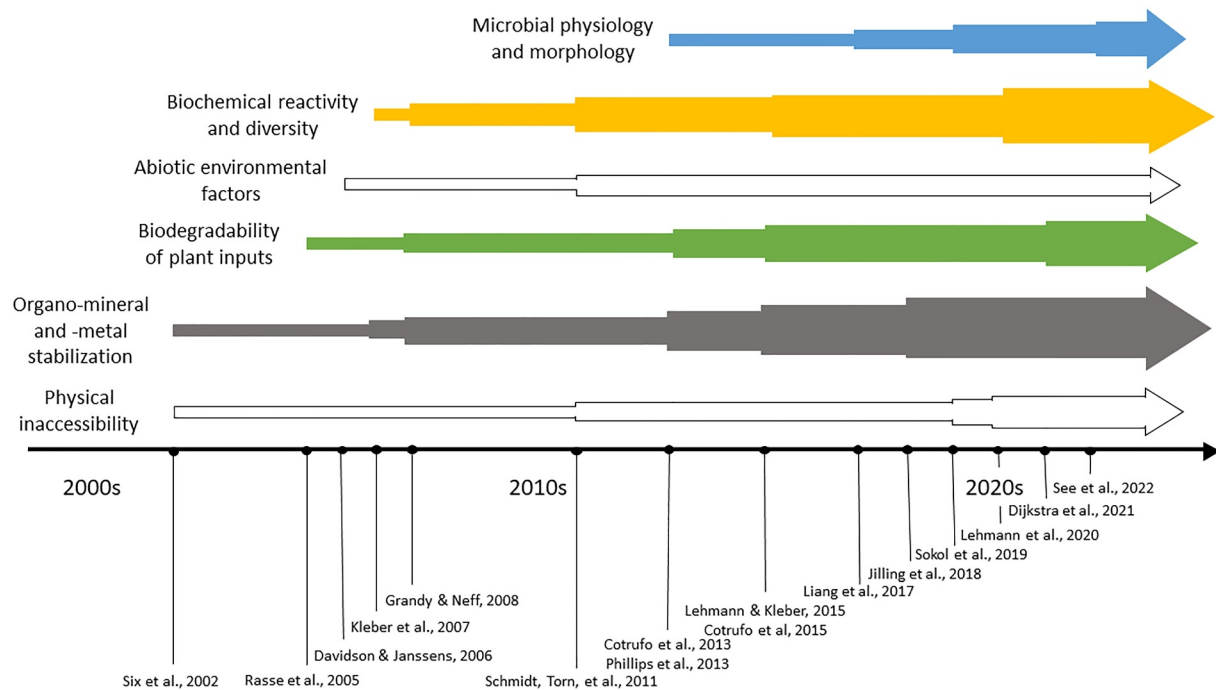


Figure 1. Timeline of conceptual frameworks and the soil organic matter controls derived from them. The arrows get wider as the ideas are incorporated into more frameworks. Note that the colors used here match those in Figures 2 and 3.

physico-chemically protected pools in aggregates and via mineral adsorption, suggesting these pathways were enhanced for roots compared to shoots.

- Davidson and Janssens (2006) suggested that inherent temperature sensitivity of compounds was not sufficient for understanding temperature sensitivity of SOM. Rather, substrate availability, as dependent on mineral protection and water content, was a key consideration for temperature sensitivity, shaping our understanding of **abiotic environmental factors** as controls on SOM.
- Kleber et al. (2007) suggested the zonal model of mineral-organic associations, which formalized understanding that microbial materials were found in physically protected SOM into the idea that organic

Table 1

Soil Organic Matter (SOM) Controls and Their Definitions as Used in This Paper and as Derived From the Focal Conceptual Frameworks

SOM control	Description of control based on frameworks	Focal conceptual framework(s) that shaped control
Physical inaccessibility	Disconnection and protection of substrates from microbes reduces SOM mineralization	Six et al. (2002); Schmidt et al. (2011); Sokol et al. (2019); Lehmann et al. (2020)
Organo-mineral and -metal stabilization	Physical and chemical sorption of otherwise easily decomposable organic molecules to soil minerals and metals, preventing SOM loss via mineralization and/or leaching.	Six et al. (2002); Kleber et al. (2007); Grandy and Neff (2008); Cotrufo et al. (2013); Lehmann and Kleber (2015); Jilling et al. (2018)
Biodegradability of plant inputs	The physical structure, solubility, and stoichiometry of plant inputs determine pathways to SOM formation and (de)stabilization	Rasse et al. (2005); Cotrufo et al. (2013); Phillips et al. (2013); Cotrufo et al. (2015); Dijkstra et al. (2021)
Abiotic environmental factors	Climate (temperature and moisture) and chemical variables (pH and oxygen availability) interact to alter formation, (de)stabilization, and loss of SOM	Davidson and Janssens (2006); Schmidt et al. (2011)
Biochemical reactivity and diversity	Reactive biochemicals (smaller, N-rich, oxidized) are more effectively mineralized. Greater molecular diversity reduces biological mineralization	Kleber et al. (2007); Grandy and Neff (2008); Schmidt et al. (2011); Lehmann and Kleber (2015); Lehmann et al. (2020)
Microbial physiology and morphology	Microbial physiology and morphology (such as CUE, biomass chemistry, density) influence the formation, stabilization, and loss of SOM	Cotrufo et al. (2013); Phillips et al. (2013); Liang et al. (2017); Sokol et al. (2019); See et al. (2022)

compounds sorbed onto minerals in layers, with N-rich and microbially derived biochemicals forming an inner layer and exchangeable SOM forming the outer layer. This framework suggested specific stabilization processes depend on mineral composition and compound chemistry, highlighting **biochemical reactivity and diversity** and **organo-mineral and -metal stabilization** as controls of SOM persistence.

- Grandy and Neff (2008) extended the ideas of Kleber et al. (2007) beyond the physically protected pool and posited a consistent decomposition sequence of SOM, where more plant-like material dominant in larger physical fractions of SOM (sand-sized) was processed by microbes and microbial materials were enriched in small size fractions (silt- and clay-sized). Notably, this framework suggested less complex microbial compounds were more likely to be protected from decomposition than more complex plant materials, in opposition to the theory of chemical recalcitrance as a persistence mechanism. This framework also emphasized **biochemical reactivity and diversity** and **organo-mineral and -metal stabilization** as important controls of SOM formation and loss.
- Schmidt et al. (2011) synthesized how SOM emerges from biotic and abiotic influences in the ecosystem (i.e., it is an ecosystem property) rather than from inherent biochemical recalcitrance, collating the frameworks preceding it. They specifically emphasized the importance of **physical inaccessibility** (via physical disconnection and in deep soils), **abiotic environmental factors** (due to water availability, temperature, and soil acidity and redox), and **biochemical reactivity and diversity** (in terms of the contribution of microbial products to SOM) as SOM controls. They also summarized the importance of **biodegradability of plant inputs** and **organo-mineral and -metal stabilization** described in Rasse et al. (2005) and Six et al. (2002), Kleber et al. (2007), and Grandy and Neff (2008), respectively.
- The Microbial Efficiency Matrix Stabilization (MEMS; Cotrufo et al., 2013) framework bridged litter decomposition and SOM formation, suggesting that stable SOM emerged from sorption of SOM efficiently processed by microbes originating from high quality (low C:N and low lignin) plant inputs. This work concurred with Grandy and Neff (2008) and Schmidt et al. (2011) that microbial materials are present in SOM that persists through **organo-mineral and -metal stabilization** and therefore on the importance of the inherent soil matrix capacity to form stable (mineral or metal-associated) SOM, but also emphasized importance of the **biodegradability of plant inputs** and **microbial physiology and morphology** (specifically carbon use efficiency [CUE]).
- The mycorrhizal-associated nutrient economy (MANE; Phillips et al., 2013) framework posited that forests dominantly associated with arbuscular (AM) or ecto-mycorrhizal (ECM) fungi have different biogeochemical syndromes. They suggest that characteristics of AM versus ECM-dominated systems can alter SOM dynamics, for example, through higher litter quality of AM-compared to ECM-associated trees and the ability of some ECM fungi to breakdown SOM to access N and P whereas AM fungi can only access inorganic nutrients. Similar to Cotrufo et al. (2013), this work suggests **biodegradability of plant inputs** and **microbial physiology and morphology** as SOM controls, but as mediated by mycorrhizal type.
- The Soil Continuum Model (Lehmann & Kleber, 2015) also strongly contrasted with historical understanding (where compound size increased with humification or condensation) to provide a framework where compound size is dominantly reduced with microbial decomposition, and as SOM is more oxidized, it interacts more strongly with aggregates and mineral surfaces and persists through mineral protection. This work contrasted with Grandy and Neff (2008) in that it focused on molecular size rather than origin (e.g., plant or microbial) and provided another framework for combining the ideas of **biochemical reactivity and diversity** with **organo-mineral and -metal stabilization**.
- The importance of the physical nature (i.e., structural vs. water soluble) and **biodegradability of plant inputs** to soil was formalized into a conceptual model in Cotrufo et al. (2015). This work suggested there are distinct pathways for the formation of POM and MAOM, where POM forms from physical transfer of structural residues, whereas MAOM forms from dissolved OM (DOM) inputs to soil and their microbial processing. This two-pathway model classified ideas from Rasse et al. (2005) into two pathways, adding aboveground plant material, and contrasted with ideas from Grandy and Neff (2008) and Lehmann and Kleber (2015) which emphasize a more continuous decomposition pathway.
- Liang et al. (2017) built upon the importance of **microbial physiology and morphology** from Cotrufo et al. (2013) to suggest that the composition of the stable SOM was controlled by two input pathways: extracellular enzyme depolymerization of biochemically larger compounds that produces biochemically modified compounds (the ex vivo pathway) and microbial anabolism of DOM that produces microbial necromass (the in vivo pathway).

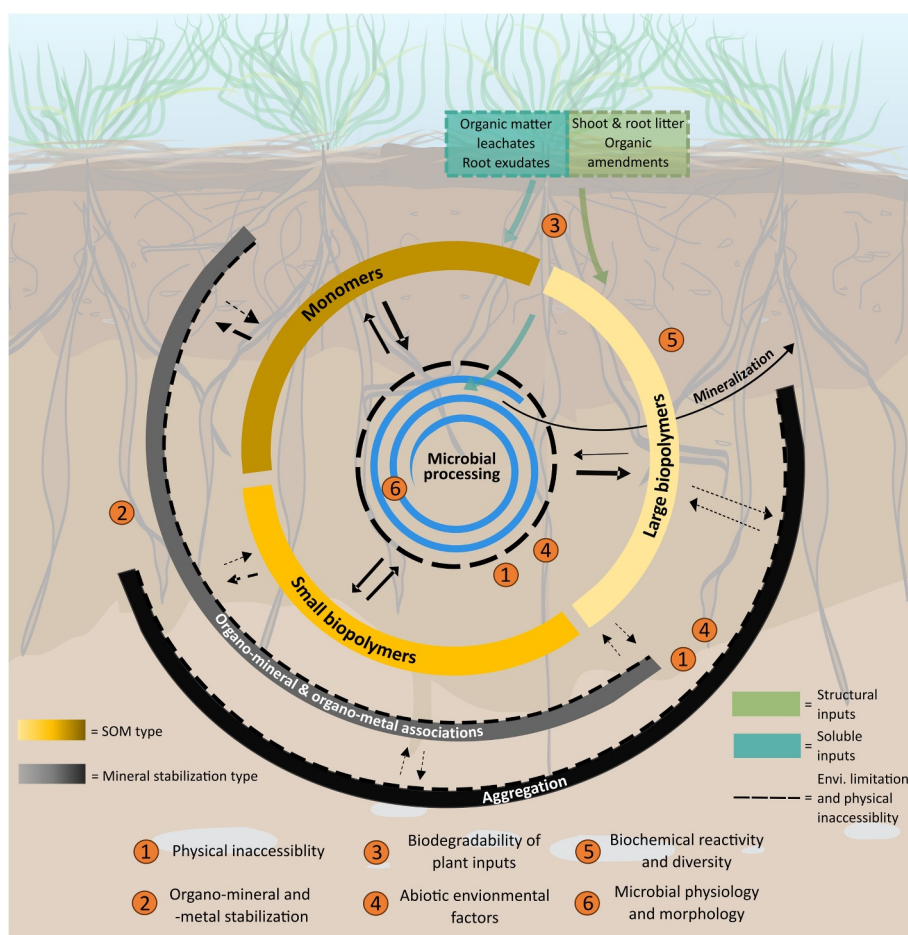


Figure 2. A consolidation of frameworks of soil organic matter (SOM) dynamics from the last two decades, that combines ideas from previous conceptual frameworks largely using the structure proposed in Lehmann and Kleber (2015) and updated in Basile-Doelsch et al. (2020) to distinguish the plant inputs into structural and soluble components (Cotrufo et al., 2015). As microbes are the main transformers of SOM, their influence is central and denoted with the blue “vortex” or swirl. Microbial processing is dependent on the biodegradability of plant inputs and microbial physiology and morphology (described in Sections 3.3 and 3.6). Structural plant inputs (green box and arrows) are fragmented into large biopolymers by fauna. Labile plant inputs (teal box and arrows) directly enter the monomer pool or undergo microbial processing and are output as different SOM types (yellow bars) which can re-enter the “vortex.” The types of SOM differently interact with the soil matrix (gray-black bars) to experience organo-mineral and -metal stabilization. Microbial processing and stabilization are constrained by physical inaccessibility and environmental limitations (dotted lines) reducing the importance of microbial transformation and organo-mineral and -metal stabilization mechanisms. As in Lehmann and Kleber (2015) and Basile-Doelsch et al. (2020), we maintain solid arrows as biotic processes and dotted arrows as abiotic processes. The relative importance of these processes shifts with depth (Heckman, Hicks Pries, et al., 2022). Here, we focus our attention on reviewing processes in near surface soils, with the weights of the arrows representing the expected importance of the processes. Representation of the SOM controls (Table 1) derived from focal conceptual frameworks are denoted with orange circles.

- Jilling et al. (2018) focused on the dynamic nature of SOM **organo-mineral and -metal stabilization**, describing biological (e.g., plant and microbial) mechanisms of destabilization. This work contextualized pathways of destabilization mentioned in other frameworks (e.g., Lehmann & Kleber, 2015; Schmidt et al., 2011), emphasizing that the MAOM pool could be disrupted by plant and microbial processes, creating a source of bioavailable N.
- Sokol et al. (2019) extended ideas from Liang et al. (2017) by suggesting that direct sorption of DOM to form MAOM is more efficient in the microbe-poor bulk soil where minerals are largely not colonized by microbes, whereas the *in vivo* pathway of MAOM formation is more efficient in the microbe-rich rhizosphere. This work also extended hypotheses laid out in Rasse et al. (2005) regarding the mechanisms by which root inputs are

stabilized in SOM. This work combined ideas of **physical inaccessibility** (Schmidt et al., 2011) and **microbial physiology and morphology** (Cotrufo et al., 2013; Liang et al., 2017) with a focus on **organo-mineral and -metal stabilization** in the rhizosphere versus bulk soils.

- Lehmann et al. (2020) expanded on the importance of **biochemical reactivity and diversity** and **physical inaccessibility**, suggesting that diversity of SOM compounds and spatial heterogeneity of soil confer SOM persistence. This work aligned with ideas of microbial processing altering biochemistry (Grandy & Neff, 2008) and physical separation of microbe and substrate as a SOM persistence mechanism (Schmidt et al., 2011).
- The Rhizo-Engine framework (Dijkstra et al., 2021) suggests the stabilization or destabilization of root inputs in the soil are dependent on microbial turnover and the physicochemical matrix, largely aligning with the description of destabilization in Jilling et al. (2018). This work focuses on the **biodegradability of plant inputs** from roots, with **microbial physiology and morphology** and **organo-mineral and -metal stabilization** determining their stability in the soil.
- See et al. (2022) contrasted with Sokol et al. (2019) in that they suggested that fungal hyphae can move SOM from the rhizosphere throughout the bulk soil such that hyphal density is an important control on SOM formation, extending our understanding of **microbial physiology and morphology**.

From these frameworks we distill six primary controls for SOM dynamics: physical inaccessibility, organo-mineral and -metal stabilization, biodegradability of plant inputs, abiotic environmental factors, biochemical reactivity and diversity, and microbial physiology and morphology (Table 1). We combine these ideas into a consolidated framework summary (Figure 2) that is inspired by the Soil Continuum Model in Lehmann and Kleber (2015) that was updated by Basile-Doelsch et al. (2020) to include the biodegradability of plant inputs (Cotrufo et al., 2013, 2015) and updated in this paper to include abiotic environmental factors and physical inaccessibility (Lehmann et al., 2020; Schmidt et al., 2011; Six et al., 2002; Sokol et al., 2019). The consolidated framework summary highlights non-linear connections and microbial transformations as major processes of SOM dynamics in mineral soils. Microbial transformations, dependent on microbial physiology and morphology and the biodegradability of plant inputs, change the biochemical reactivity and diversity of SOM compounds which determines their potential for stabilization via mineral-organic associations or aggregation. However, microbial transformations are mitigated by physical inaccessibility and environmental factors, which can reduce the influence of microbial processing on SOM persistence.

Together these frameworks from the last two decades, and the previous research supporting them, are driving an evolution in our understanding of SOM. However, we note that these focal frameworks are limited in scope given our focus on the past two decades and the frameworks chosen, and thus we do not exhaustively address all possible SOM controls, such as photodegradation (King et al., 2012), for example. Nevertheless, we contend that the above conceptual frameworks and the SOM controls derived from them (Table 1) are fundamental to our current understanding of SOM dynamics. For that reason, we evaluate the empirical evidence for and model representation of these SOM controls to assess the validity of the conceptual framework hypotheses, the extent to which our current understanding is implemented in process-based models, and where more work is needed to improve our fundamental understanding of SOM dynamics.

3. Empirical Contributions to and Support for SOM Controls

Here, we review the empirical findings that contributed to the formulation of the SOM controls (Table 1) and evaluate the empirical support following the formulation of those ideas. We emphasize that this is not a systematic review and relies on the authors' opinions. While we describe the influence of plant biodegradability on SOM formation and (de)stabilization, we do not evaluate the influence of the SOM controls on associated changes in plant processes that can also alter SOM dynamics (e.g., warming-induced changes in plant input associated with longer growing season lengths; Luo, 2007).

3.1. Physical Inaccessibility

Physical inaccessibility, as a SOM control, is defined as two processes—physical protection and physical disconnection - that separate microbes from their substrates, conferring stabilization and reducing loss. Occlusion of SOM in aggregates physically protects it from microbial mineralization. Aggregates, specifically micro-aggregates, were highlighted as a stabilization mechanism in the conceptual framework by Six et al. (2002).

Tisdall and Oades (1982) provided the foundation for the hierarchy of aggregates and their differing controls, suggesting macroaggregates and microaggregates, which can exist within macroaggregates, were held together by temporary (e.g., roots and fungal hyphae) and persistent (e.g., polysaccharides, metal cations, and mineral-organic associations) binding agents, respectively. Stabilization within microaggregates was strongly informed by Six et al. (2000), who put forth a conceptual model of aggregate dynamics with empirical support. This model suggested disruption of macroaggregates reduced the formation of microaggregates and that microaggregates provided greater protection to SOM than macroaggregates. Physical protection in (micro)aggregates was further supported by findings that aggregation has a positive influence on SOM accumulation and microaggregates (either free or within macroaggregates) exert stronger stabilization than macroaggregates (e.g., Besnard et al., 1996; Cambardella & Elliott, 1993; Denef et al., 2001; Elliot, 1986; Golchin et al., 1994; Jastrow, 1996; further references in Six et al., 2002).

Microaggregates already garnered strong support as a method of physical protection of SOM before Six et al. (2002) and work following further contextualized this finding (reviewed in Totsche et al., 2018). Multiple processes of microaggregate formation have been suggested in contrast to the more classical idea of the surrounding of organic debris by mineral particles (e.g., Tisdall & Oades, 1982). Lehmann et al. (2007) posited that microaggregates are initially formed by SOM sorption to mineral surfaces that are then further encrusted by minerals and Asano and Wagai (2014) suggested organic-metal-mineral mixtures as fundamental building blocks of microaggregates. While all of these processes likely operate, it remains unclear which is dominant; in general, there is still much to understand about microaggregate biogeochemistry, stability, and temporal variability (Totsche et al., 2018). However, accumulation of SOM in microaggregates seems to be mediated by the quantity of plant inputs, faunal (especially earthworm) activity, and disturbance, which may mitigate the influence of plant inputs (Alvaro-Fuentes et al., 2009; Kong et al., 2005; Pulleman, 2004). Work focused on aggregates more broadly, rather than microaggregates, indicated the importance of fungi and their hyphae for formation of macroaggregates (Six et al., 2006; Witzgall et al., 2021) and confirmed these aggregates were more vulnerable to disturbance and turned over more quickly than microaggregates (Alvaro-Fuentes et al., 2009; Peng et al., 2017). Additionally, a number of studies indicate the importance of aggregates for protection of otherwise bioavailable SOM (Angst et al., 2017; Mueller et al., 2012, 2014). However, the in situ dynamics of aggregates embedded in the soil are less certain (Garland et al., 2023). Overall, the physical protection that aggregates provide clearly reduces SOM loss, but the mechanistic details of aggregate, and particularly microaggregate, formation, stability, and in situ dynamics are not yet fully clear.

Physical disconnection is informed by three conceptual frameworks that describe areas of the soil where microbes are expected to be relatively more physically disconnected from the substrates they use as energetic and anabolic resources. These include deep soils relative to surface soils (Schmidt et al., 2011) and bulk soils relative to rhizosphere soils (Sokol et al., 2019). Both deep and bulk soils are areas where microbes and SOM will experience more spatial separation, rather than co-location, due to spatially heterogeneous nature of soils (Lehmann et al., 2020). Multiple reviews pointed to physical separation between microbes and substrates as a potential SOM protection mechanism, particularly in the deep soil (Ekschmitt et al., 2008; Rumpel & Kogel-Knaber, 2011), and also noted that microbes are largely sessile and so co-location of microbes and their substrates could only occur through diffusion or mass flow of DOM (Or et al., 2007). Additionally, observations of lower microbial colonization simply leading to greater distances to substrate on average further supported this idea (Prashar et al., 2014; Rawlins et al., 2016; Young & Crawford, 2004). Multiple studies also identified greater or different resource (C, N, or P) or temperature limitation in deep or bulk soils (Chabbi et al., 2009; Chakrawal et al., 2020; Fierer et al., 2003; Fontaine et al., 2007; Rovira & Greacen, 1957), suggesting that in these microbially sparse areas of the soil SOM persists via reduced microbial substrate availability. As such, physical disconnection is also associated with the idea of microbial density as a microbial property influencing SOM formation, stabilization, and loss (see Section 3.6; Sokol et al., 2019).

Further theoretical and empirical work on physical disconnection additionally supported greater distances between microbes and their substrates and lower and more resource limited microbial activity in deep, heterogeneous, and bulk soils relative to surface, homogeneous, and rhizosphere soils (Gleixner, 2013; Heitkötter & Marschner, 2018; Henneron et al., 2022; Li et al., 2022; Raynaud & Nunan, 2014; Shi et al., 2021). However, Inagaki et al. (2023) found greater mineralization when substrate was added as a hotspot (more heterogeneous) rather than in a distributed manner (more homogenous). Given the limited number of studies on soil heterogeneity as an aspect of physical disconnection, this adds uncertainty to this aspect and also highlights the difficulty of

determining an in situ method to compare the influence of spatial heterogeneity on co-location and spatial separation of microbes and their substrates. Thus, while there is continued support for physical disconnection reducing SOM loss, the extent of physical disconnection in certain parts of the soil (e.g., heterogeneous parts) and the persistence associated with physical disconnection remains uncertain.

3.2. Organo-Mineral and -Metal Stabilization

Organo-mineral and -metal stabilization, defined as the physical and chemical sorption of otherwise easily decomposable organic molecules to soil minerals and metals, mitigates SOM loss until desorption. The idea that clay minerals stabilize SOM has been around for decades (Allison et al., 1949). The driving support for organo-mineral and -metal stabilization as a SOM control can be summarized in three ideas: (a) greater presence of clay minerals, cations, and metal oxides increase SOM, (b) MAOM is older and has a longer turnover time than other SOM, and (c) MAOM dominantly consists of labile, easily decomposed organic compounds. First, the relationship between SOM and mineral content appears in studies of field soils, where increased mineral or metal oxide presence or cation availability correlates to greater amounts of SOM (Hassink, 1997; Hobbie et al., 2007; Kawahigashi et al., 2006; Kiem & Kögel-Knabner, 2003; Six et al., 2002). Laboratory studies corroborate this relationship, as experiments have shown that soils with higher clay content retain more C over long-term incubations (Sorensen, 1981). Second, radiocarbon dating of SOM fractions showed increased age of C in mineral-associated and aggregate-protected forms of SOM (Kögel-Knabner & Rumpel, 2018; Marschner et al., 2008; Theng et al., 1992) as well as slower turnover times (Balesdent, 1987). Finally, mineral fractions often consist of labile microbially-derived SOM, which further suggests that minerals protect this otherwise easily decomposable SOM from decomposition (Grandy & Neff, 2008; Poirier et al., 2005), although minerals and metals also stabilize less decomposable SOM, particularly through co-precipitation reactions (Kleber et al., 2015). In addition to these supporting arguments for mineral stabilization, there is also the idea that this stabilization is limited, termed C saturation, although this has been suggested to occur for organic and mineral N as well (Castellano et al., 2012; Six et al., 2002). The C saturation concept was supported by (a) the understanding that the protection mechanism of minerals is ultimately limited by its surface area and (b) the lack of increase of soil C content with doubling or tripling of plant inputs in high C soils (Campbell et al., 1991; Hassink, 1997; Kemper & Koch, 1966; Paustian et al., 1997; Solberg et al., 1997; Stewart et al., 2007).

While organo-mineral and -metal stabilization has been supported in many threads of evidence, it requires a nuanced understanding, as various factors may influence the strength of mineral associations in protecting SOM. Because SOM binds to mineral surfaces through diverse mechanisms (von Lützow et al., 2006), the strength of mineral protection depends on properties of the organic compound (e.g., type, abundance, and charge characteristics of surface functional groups) and the mineral particle (e.g., size, shape, and surface topography; Kleber et al., 2015). Sorptive fractionation, the idea that certain organic compounds may preferentially sorb to mineral surfaces, is an example of these complex mineral processes (Aufdenkampe et al., 2001; Guo & Chorover, 2003; Oren & Chefetz, 2012). Various minerals affect the strength of stabilization differently, which pH also influences (Keiluweit et al., 2015; Parfitt et al., 1997; Rasmussen et al., 2018). Additionally, minerals can contribute to more complex functions beyond sorption, including catalysis (Kleber et al., 2021). Work following the publication of the conceptual frameworks supporting this SOM control has re-emphasized the importance of cation and metal availability, or combinations thereof, in organo-mineral and -metal stabilization (King et al., 2023; Rasmussen et al., 2018; Wagai et al., 2020). This reflects a broader trend in C stabilization literature over the past 20 years to focus on the reactivity of minerals and metal oxides in addition to soil texture (Hall & Silver, 2015; King et al., 2023; Kleber et al., 2005; Rasmussen et al., 2018; Tipping, 2002; von Lützow et al., 2006; Wagai et al., 2020). Despite general support of minerals as stabilizing forces, there are still uncertainties regarding the effective capacity of minerals to stabilize MAOM under different environmental conditions (Begill et al., 2023; Georgiou et al., 2022; Stewart et al., 2008), the spatial arrangement of MAOM on mineral surfaces (Possinger et al., 2020; Schweizer, 2022), and the temporal dynamics and methodological limitations of these associations (Cotrufo et al., 2023; Poeplau et al., 2023). These uncertainties present good opportunities for further study.

Unlike the other conceptual frameworks reviewed in this paper, which present organo-mineral and -metal stabilization as a largely passive control of SOM persistence, Jilling et al. (2018) argues that MAOM is an actively cycling SOM pool as well as an important source of nutrients for plants and microbes. The idea that SOM may actively exchange between dissolved and mineral-associated forms is not new (Hedges & Keil, 1999; Sanderman et al., 2008), and MAOM has been conceptualized as consisting of a stable and exchangeable fraction (Kleber

et al., 2007). Jilling et al. (2018) present priming, plant exudation, and associated changes in soil pH as potential paths to mineral destabilization, as supported by previous work. In terms of priming, plants may stimulate microbial activity by exuding labile compounds, such as simple sugars (Kuzakov, 2010), which can spur N or P mining of the MAOM pool and destabilize C in the process (Rousk et al., 2016; Sharma et al., 2013; Villarino et al., 2023). Plants also release organic acids that abiotically mobilize MAOM and compete for mineral binding sites on the mineral surface (Jilling et al., 2018; Keiluweit et al., 2015). Organic acids may modify soil pH, which can stimulate both sorption and desorption of MAOM, via changes in mineral surface charge characteristics and mineral dissolution, respectively (Avena & Koopal, 1998; Rashad et al., 2010; Singh et al., 2016).

Plant- and microbial-induced MAOM destabilization has some empirical support, but studies are still limited. Addition of root exudate proxies (e.g., organic acids and carbohydrates) increased MAOM-C mineralization and ammonification, total soil N mineralization, and DOM, depending on root exudate and mineral type, potentially via desorption of N-rich MAOM (Jilling et al., 2021; Li et al., 2021; Liu et al., 2022). An organic acid, oxalic acid, was shown to increase both metals and dissolved organic N in a sterile soil that consisted of MAOM and sand, suggesting it was causing direct destabilization of SOM previously sorbed to minerals (Jilling et al., 2021). This was supported by another incubation study which found higher root exudate-induced priming of C and N and larger decreases in iron-bound SOM in a high iron soil compared to a low iron soil, suggesting abiotic desorption (Jiang et al., 2021). Despite the support in incubation studies, we know of no study that has studied plant- and microbial-induced MAOM destabilization in the field; identifying the extent to which this occurs in situ and its controls are important next steps for this SOM control.

3.3. Biodegradability of Plant Inputs

The biodegradability of plant inputs, defined as their physical structure, solubility, and stoichiometry, is another important control on SOM formation and (de)stabilization. Here, we first address SOM formation and stabilization, followed by destabilization, and use the word “litter” to encompass both aboveground and belowground litter. Importantly, this section focuses largely on plant *quality* but the dominant control of substrate availability for SOM formation is likely plant *quantity* (Hansen et al., 2024). However, we focus on plant quality in this review because it was the novel focus of the past two decades, whereas the quantity of plant inputs has long been known as a control on SOM (Post et al., 1996). Historically, recalcitrant litter was thought to be the most important contributor to stable SOM, as it was the slowest to decompose, a concept known as selective preservation (Lehmann & Kleber, 2015). However, reviews, biochemical analyses, and isotope tracer studies revealed that slow decomposition did not translate to greater SOM stabilization. Rather, fast-decomposing soluble compounds, especially rhizodeposits and low C:N material, contributed more to mineral-stabilized SOM (e.g., MAOM) while structural materials contributed more to non-stable pools, that turned over faster on average (e.g., POM; Bird et al., 2008; Hatton et al., 2015; Marschner et al., 2008; Preston et al., 2009; Prescott, 2010; Voroney et al., 1989), as articulated in the conceptual frameworks associated with this control (Cotrufo et al., 2013, 2015; Dijkstra et al., 2021; Rasse et al., 2005). These findings prompted the delineation of multiple pathways of formation and stabilization of soluble, low C:N, and AM-associated plant inputs including through microbial anabolism, direct sorption, and exo-enzymatic processing of litter residues; these were thought to depend on plant input source and chemistry (Cotrufo et al., 2013, 2015; Liang et al., 2017; Phillips et al., 2013; Rasse et al., 2005; Sokol & Bradford, 2019; Sokol et al., 2019). In particular, the microbial anabolism pathway for soluble inputs relied on findings that low C:N litters were used more efficiently by microbes and that microbial materials were preferentially stabilized in MAOM compared to plant-associated compounds (Clemente et al., 2011; Grandy & Neff, 2008; Manzoni et al., 2008). For POM, the physical transfer of structural material was most clearly articulated as a formation pathway (Cotrufo et al., 2015). Although root inputs were included in these conceptualizations of the biodegradability of plant inputs, with rhizodeposition expected to contribute to stable MAOM and turnover of structural root litter contributing to POM (Rasse et al., 2005), they were historically less studied than aboveground inputs. However, over the past two decades the importance of root inputs has been reemphasized, as they are generally more efficiently and effectively stabilized than aboveground inputs (Jackson et al., 2017; Rasse et al., 2005; Villarino et al., 2021 but see Lajtha et al., 2018).

Support for the influence of the biodegradability of plant inputs on SOM formation and stabilization can be derived from studies following the pathways of litter to SOM formation via examination of individual compounds, isotopically labeled litter, or litters of varying chemistries. These studies supported formation of MAOM from soluble litter and POM from structural litter (Cordova et al., 2018; Cotrufo et al., 2022; Even &

Cotrufo, 2024; Fulton-Smith & Cotrufo, 2019; Haddix et al., 2016, 2020; Hicks Pries et al., 2018; Huys et al., 2022; Lajtha et al., 2014; Lavalley et al., 2018; Pierson et al., 2021; Villarino et al., 2021). Furthermore, high quality litters (e.g., low C:N or from AM trees) facilitated MAOM formation, but not necessarily through an anabolic or efficient microbial pathway, suggesting direct sorption could underlie this connection in some circumstances (Aponte et al., 2013; Cordova et al., 2018; Cotrufo et al., 2022; Craig et al., 2018, 2022; Cyle et al., 2016; Tamura & Tharayil, 2014). Inefficient MAOM formation from high quality litters has been suggested to be related to the C saturation deficit (i.e., how far the MAOM pool is from saturation; Castellano et al., 2015) but the limited testing of this hypothesis has found mixed results (Li et al., 2022; Rodrigues et al., 2022). Other studies, in contrast to those above, have found relationships between structural compounds and MAOM (Huys et al., 2022), and MAOM and POM (Witzgall et al., 2021), as well as no relationship between litter chemistry and POM and MAOM formation (Schmatz et al., 2017; Tamura et al., 2017). In a notable example of the latter, Mikutta et al. (2019) found that direct sorption of plant-derived DOM was the most important contributor to MAOM, supporting multiple pathways of MAOM formation (as articulated in Sokol et al., 2019). Additionally, soluble OM inputs were shown to result in POM formation (Cotrufo et al., 2022) supporting the concept of microbial contribution to the formation of larger SOM components (Lehmann & Kleber, 2015). These findings suggest the paths of SOM formation and stabilization may be multiple and context dependent.

While the biodegradability of plant inputs can influence formation and stabilization of SOM, root inputs, despite their recognized importance in SOM formation (Rasse et al., 2005), can also destabilize SOM. Dijkstra et al. (2021) articulated this recent paradigm on the paradoxical nature of root inputs wherein roots can contribute directly to SOM stabilization as described above, but also cause destabilization through two pathways: priming of existing SOM by stimulated rhizosphere microbial activity (Cheng et al., 2014; Huo et al., 2017; Kuzyakov, 2002) and disruption of organo-mineral bonds in aggregates by organic acids in root exudates (Clarholm et al., 2015; Keiluweit et al., 2015). Notably, destabilization does not necessarily mean a net loss of SOM but likely modifies the nature of SOM if, for example, an organic acid replaces an amino acid on a mineral surface.

Both priming and MAOM destabilization can clearly occur due to different types of root inputs but the extent of these responses and their importance in SOM turnover remain uncertain. Root input-induced destabilization was supported by a 20-year experiment that excluded live roots and found increased MAOM pools, suggesting MAOM was destabilized by priming or desorption when live roots were present (Pierson et al., 2021). However, an analysis of 35 isotopic labeling studies found rhizodeposition increased MAOM pools, suggesting soluble root inputs likely favor MAOM formation and stabilization in most contexts, while reducing POM pools, likely due to increased decomposition associated with priming (Villarino et al., 2021). Priming of SOM due to rhizodeposition is likely a short-term response, and rarely exceeds new plant input to SOM, but it does affect the net SOM balance, making it important to better understand in the future (Perveen et al., 2019; Schiedung et al., 2023). Further, it remains unclear if plant input biodegradability is the key control on the influence of root inputs on formation and (de)stabilization of SOM; soil properties may play a more important role (Cusack & Turner, 2021). Understanding the relative influence of different types of root inputs on formation and stabilization versus destabilization will be important for soil management and predicting SOM responses to global change.

Overall, while it is clear the biodegradability of plant inputs influences SOM formation and stabilization, and likely to some extent destabilization, the pathway associated with different types of plant inputs is not always consistent. Ultimately, on ecosystem and broader scales it is highly likely that altered plant input quantity and quality will influence SOM formation, loss, and (de)stabilization nonlinearly over time, particularly due to the transient nature of the priming effect (Perveen et al., 2019; Schiedung et al., 2023). Determining the relative importance of formation pathways or when stabilization versus destabilization might occur remains an important research gap for understanding the relevance of the biodegradability of plant inputs for SOM formation and loss.

3.4. Abiotic Environmental Factors

Key conceptual frameworks that contributed to our understanding of abiotic environmental factors focus on how temperature, moisture, pH and oxygen availability interact to alter formation, (de)stabilization, and loss of SOM. The foundational understanding of abiotic climate and chemical controls on SOM decomposition began several decades ago through lab and field experiments (Greenwood, 1961; Katterer et al., 1998; Motavalli et al., 1995; Walse et al., 1998). However, conceptual frameworks of the last 20 years advanced our understanding of specific environmental controls considered important for SOM dynamics (Davidson & Janssens, 2006; Schmidt

et al., 2011). As research progressed on SOM protection through aggregation and sorption mechanisms (Oades, 1988; Six et al., 2002; Sollins et al., 1996), SOM responses to warming were observed to depend more on substrate availability and microenvironmental conditions, rather than solely the inherent temperature sensitivity of specific compounds (Eliasson et al., 2005; Kirschbaum, 2004; Knorr et al., 2005 and discussion therein). Further work identified the importance of temperature, moisture, pH and oxygen availability, that together influence biological processing of SOM, with greater biological activity expected in warm, wet, neutral, and oxygen-rich conditions (Fierer, Strickland, et al., 2009; Sexstone et al., 1985; Miller et al., 2005; von Lutzow & Kogel-Knabner, 2009). Together, these control biological access to substrate, metabolic rate and pathways, and community composition (Cotrufo & Lavelle, 2022; Fierer, Strickland, et al., 2009; Paul, 2016). These insights provided the understanding that multiple types of environmental controls interact to directly and indirectly influence biological processing of SOM.

Many studies support the influence of temperature and moisture on biological processing of SOM. Broadly, expected reductions in microbial activity are most apparent at extreme ends of environmental spectrums (e.g., freezing, desiccation, acidic and anaerobic conditions) but are less apparent for moderate changes in environmental factors. For example, temperature limitation of microbial activity is supported by slowed or halted SOM decomposition in cold and frozen environments (Shi et al., 2020; Vaughn & Torn, 2019) and hot, dry environments (Schimel, 2018). However, the complex controls of temperature remain difficult to characterize, even including seasonal shifts in metabolic pathways (McMahon et al., 2011). In their seminal review, Conant et al. (2011) evaluated ideas of substrate limitation formalized in Davidson and Janssens (2006) and found strong support of higher temperature increasing the rates of SOM depolymerization, microbial assimilation and death, and mineral adsorption and desorption, but uncertainties remained around covalently-bound and occluded SOM. In particular, understanding of microbial response to temperature has been analyzed using the Macro-Molecular Rate Theory (MMRT) which indicated variability in microbial temperature sensitivity and acclimation (Alster et al., 2020; Moinet et al., 2020; Shipper et al., 2014). However, temporal dynamics and underlying mechanisms of microbial respiratory sensitivity to temperature remain uncertain, including specific assumptions of MMRT (Tang & Riley, 2023). Moisture control was similarly found to be strongest at extremes due to either lack of physical access to substrate or microbial desiccation in dry situations, or due to saturation creating a deficiency in oxygen, but with less clear effects at moderate moistures (Gabriel & Kellman, 2014; Sierra et al., 2016; Wang et al., 2016).

While there has been less empirical work on pH and oxygen availability, support remains for them as drivers of SOM dynamics. Oxygen content shapes microbial communities (DeAngelis et al., 2010) and low oxygen content limits microbial mineralization of SOM to easily-decomposable compounds (Keiluweit et al., 2016; Lin et al., 2021). Regardless of the potential for some decomposition to persist in low oxygen conditions, Keiluweit et al. (2017) showed that a shift from anaerobic to aerobic conditions can increase SOM decomposition by tenfold, indicating strong limitation under anaerobic conditions. Similarly, acidity and liming were found to influence microbial community, physiology, and activity (Husson, 2013; Lauber et al., 2009; Shaaban et al., 2017; Sridhar et al., 2022). Although research hypothesized distinct responses of SOM fractions to soil acidity induced by N deposition (Averill & Waring, 2018), there was variable support for this hypothesis, with effects of N addition and acidity on SOM mineralization sometimes disconnected (Chen et al., 2020; Lu et al., 2022; Xing et al., 2022). Overall, it is clear that the abiotic environment can strongly limit microbial processing of SOM at extremes that even can occur under what might be considered “typical conditions” (e.g., anaerobic microsites in upland soils; Keiluweit et al., 2017). Understanding more subtle shifts in the environment and differentiating between instantaneous and adaptive responses across individuals, communities, and ecosystems will inform expected changes to SOM dynamics under global environmental change.

3.5. Biochemical Reactivity and Diversity

Biochemical reactivity and diversity, the ideas that reactive biochemicals (smaller, N-rich, oxidized) are more effectively mineralized and that greater molecular diversity reduces biological mineralization, is a longstanding SOM control. The conceptual frameworks describing this control (e.g., Grandy & Neff, 2008; Kleber et al., 2007; Lehmann et al., 2020; Lehmann & Kleber, 2015; Schmidt et al., 2011) were derived from multiple lines of evidence, including the following crucial findings that supported an overturning of humification as a dominant mechanism of SOM persistence: (a) Biochemical recalcitrance provides only short-term protection from decomposition, with the exception of charcoal (Lobe et al., 2002; Schmidt & Kögel-Knabner, 2002; Skjemstad et al., 1996); (b) There is scant evidence that humic substances are a distinct type of molecule or exist

in soils independent of the alkaline extraction methods used to separate them (Staunton & Weissmann, 2001; Tatzber et al., 2009); (c) Decomposition is inevitable and leads to reduction in molecular size and complexity and increasing oxidation and thus reactivity with charged particles in soil (Gleixner et al., 2002); (d) Interactions between organic molecules and charged minerals and metal oxides lead to the more important mechanisms of SOM persistence (Balesdent, 1996; Six et al., 2002); (e) Interactions between organic molecules and clay minerals and iron hydroxides coupled to predictable interactions among molecules contributes to distinct, patchy zones of SOM accumulation (Arnarson & Keil, 2001; Mayer & Xing, 2001). The implicit counter assumption of this SOM control is that larger, N-poor, and reduced compounds (e.g., aromatic compounds like lignin) largely persist through their inherent biochemical properties (Grandy & Neff, 2008; Six et al., 2002).

While there was considerable support for the above lines of evidence before the formation of these frameworks, further work has lent more support to the idea that biochemical reactivity and diversity influence the development of organo-mineral interactions and SOM persistence (Almeida et al., 2023; Coward et al., 2019; Possinger et al., 2020). Chemical properties of biomolecules such as their size, oxidation state, N content, degree of aromatic condensation (i.e., O:C and H:C ratios) and charge characteristics influence the interactions between SOM and soil particles (Sparks et al., 2024; Zhao et al., 2022). These interactions contribute to SOM persistence by physical protection, reducing contact between microbes and substrates due to occlusion in small aggregates and pores, and the formation of distinct, patchy zones of SOM accumulation (Schlüter et al., 2022; Schweizer, 2022). Biochemical properties contributing to these mechanisms of persistence, including enrichment of O and N and reductions in molecular size, arise during the microbial decomposition and transformation of plant-derived molecules (Sanderman & Grandy, 2020; Whalen et al., 2022). Thus, SOM longevity is enhanced by generation of small, oxidized, reactive molecules from decomposition of plant inputs that interact with each other and charged minerals and metal oxides. In addition, there has been confirmation that certain types of less reactive compounds, specifically charcoal or black or pyrogenic C, persist for decades in soil through their inherent biochemical properties (Lavalley et al., 2019), but this is not a long-term persistence mechanism for the majority of biochemicals (Bol et al., 2009).

Although research has confirmed the importance of biochemical reactivity and diversity in SOM dynamics, empirical insights also reveal the context dependency of these effects and the limitations to our understanding. For example, the architecture of SOM on soil minerals, including the spatial organization of clusters of SOM and the organo-mineral and organic-organic structures therein may influence SOM persistence. Kleber et al. (2007) argue for zonal structures of organo-mineral interactions that self organize, with a stable inner-sphere complex of hydroxyl groups, phosphate groups, and proteins, followed by a hydrophobic lipid bilayer, and a kinetic zone of freely exchanged SOM. However, recent studies add complexity and some uncertainty to these ideas. For example, while studies confirm the enrichment of N and oxidized species at the organo-mineral interface (Mikutta et al., 2010; Possinger et al., 2020), iron hydroxide surfaces may also interact with and sorb aromatic compounds (Kramer et al., 2012; Zhao et al., 2016). This highlights the potential for biochemistry to impact sorption differently depending on mineral surface characteristics. This also raises questions about what drives the low C:N ratios observed in MAOM. The lower C:N ratio of MAOM has been attributed to microbial decomposition resulting in litter C loss and production of N-rich necromass (Tipping et al., 2016). However, recent studies show that some minerals preferentially bind with N-enriched SOM (Jilling et al., 2018; Possinger et al., 2020). Therefore, mineral surface chemistry may also drive the low C:N ratio of MAOM. Additionally, the presumed dominance of microbial materials in MAOM is also under reconsideration (Angst et al., 2021). For instance, Whalen et al. (2022) shows that the overlap in the chemical characteristics of molecules derived from plants and microbes makes it difficult to attribute many compounds to distinct plant or microbial origin. This assertion aligns with conceptual and quantitative models that provide pathways for both plant and microbial inputs to enter MAOM pools (Cotrufo et al., 2022; Kyker-Snowman et al., 2020; Miltner et al., 2012). Thus, while it is clear that biochemical reactivity and diversity plays a role in determining organo-mineral and -metal stabilization, we are not yet able to fully characterize how this role is influenced by the specific characteristics of and interactions among plant inputs, microbial decomposers and mineral surfaces.

3.6. Microbial Physiology and Morphology

Microbial physiology and morphology, in the context of a SOM control, refer to characteristics of microorganisms that influence the formation, (de)stabilization, and loss of SOM. Several frameworks have explored how microbial physiology and morphology contribute to the formation and persistence of SOM, though most have

focused on a small set of traits for microbes broadly, rather than specific taxa. The main traits that have been highlighted in the literature thus far are CUE, mycorrhizal type (e.g., AM vs. ECM fungi), allocation, referring to biochemical characteristics of microbes based on the types of compounds they produce (e.g., cell walls, proteins), and microbial, and specifically hyphal, density, where higher CUE and density are hypothesized to be associated with greater MAOM formation from incorporation of microbial materials (Cotrufo et al., 2013; Phillips et al., 2013; Liang et al., 2017; Sokol et al., 2019, 2022; See et al., 2022). Liang et al. (2017) also suggest exoenzymatic processing (termed the *ex vivo* pathway) as a pathway for plant inputs to enter MAOM without microbial assimilation. This is a novel and intriguing idea, but difficult to test, since relationships between exoenzymatic activity and MAOM (as in Chen et al., 2023; Gao et al., 2024; Mao et al., 2024) could derive from direct sorption of enzymatically processed materials or their subsequent use by microbes for energy and anabolism. Future work that explicitly evaluates the *ex vivo* pathway would help elucidate its importance. The ideas of CUE and allocation contributing to SOM formation largely derived from findings of efficient microbial substrate use and biosynthesis being associated with SOM formation as well as the contribution of microbial materials of specific biochemistry to stable SOM (Bradford et al., 2013; Kindler et al., 2006; Schweigert et al., 2015). The expected influence of mycorrhizal type on SOM derived from differences in litter quality associated with ECM- versus AM-associated trees (see Biodegradability of plant inputs section) and from the ability of some ECM fungi to access organic nutrients and hence decay SOM (Cornelissen et al., 2001; Read & Perez-Moreno, 2003). Microbial density, as a trait, derived from studies showing greater microbial abundance in the rhizosphere compared to the bulk soil coupled to the understanding that microbial colonization is associated with greater anabolism (Guggenberger & Kaiser, 2003; Prashar et al., 2014; Young & Crawford, 2004). Whereas, the specific control of hyphal density stemmed from studies showing that (a) a large proportion of plant C allocation is found outside of the rhizosphere (Huang et al., 2020; Leake et al., 2001; Norton et al., 1990); (b) saprotrophic fungi can redistribute C from SOM patches to other regions of the soil while searching for nutrients (Frey et al., 2003); and (c) mycorrhizal hyphae incorporate newly fixed C into SOM (Cairney, 2012; Clemmensen et al., 2013; Ekblad et al., 2013; Frey, 2019; Godbold et al., 2006; Leake et al., 2004).

While work suggesting the importance of microbial physiology and morphology has received considerable attention and citations, few direct tests of the proposed mechanisms have been conducted, and available results are mixed. Positive correlations between CUE and SOM or MAOM content have been observed (Kallenbach et al., 2015, 2016; Luo et al., 2020; Tao et al., 2023; Wang et al., 2021). Tao et al. (2023) demonstrated that CUE was the most important predictor of SOC in comparison to other biophysical factors using data synthesis and modeling approaches, though uncertainty remains regarding CUE's treatment more as an ecosystem property rather than a microbial trait, the choice of model structure, and the predictors included (e.g., plant inputs were omitted as a predictor; He et al., 2024; Xiao et al., 2023). Ernakovich et al. (2021) similarly found that CUE was related to new MAOM formation, but the measure of CUE employed in this study reflected both soil and microbial properties. In contrast, Craig et al. (2022) found that while the decomposition of fast decaying litter promoted SOM formation, CUE, along with microbial growth and turnover, were negatively correlated with MAOM, suggesting that the transfer of C to MAOM might instead be due to other pathways and controls (e.g., necromass chemistry, direct sorption with or without enzymatic processing, priming effects, and abiotic conditions).

Mycorrhizal type has emerged as an important control over SOM dynamics over the past two decades but exact mechanisms that drive differences in SOM dynamics between AM versus ECM-dominated systems remain uncertain (Frey et al., 2019). SOM loss is likely mediated differently by AM and ECM fungi with AM fungi decaying SOM via rhizosphere priming and ECM fungi via enzymatic decay and fenton chemistry-induced SOM oxidation (Beeck et al., 2018; Tisserant et al., 2013; Zak et al., 2019). In contrast, both AM and ECM fungi might contribute to SOM preservation via competition with saprotrophic microbes (e.g., the Gadgil effect; Gadgil & Gadgil, 1971, 1975) but we lack unequivocal empirical evidence for this effect (Fernandez & Kennedy, 2016). Mycorrhizal biomass, necromass, and exudates also likely contribute to SOM formation, and significantly so, but we still lack quantification of this contribution (Frey et al., 2019).

Support for the importance of microbial density as an influence on SOM dynamics is mixed. The only clear test of microbial density we are aware of suggested that the higher microbial density of the rhizosphere was associated with more efficient MAOM formation (Sokol & Bradford, 2019). However other studies find greater microbial necromass biomarker abundance in the bulk soil than the rhizosphere or associated with living biomass, soil pH, and DOC rather than belowground biomass, suggesting that microbial density in the rhizosphere does not always confer MAOM formation via a microbial anabolic pathway (Jia et al., 2023; Yang et al., 2022; Zheng et al., 2021).

There has been limited testing of the importance of hyphal density as of yet, but current evidence suggests hyphal density may be particularly important for stable SOM formation in AM and N-rich systems but may reduce MAOM formation in ECM systems (Hicks Pries et al., 2023; Horsch et al., 2023; Zhu, Zhang, et al., 2022). Whalen et al. (2024) comprehensively tested whether a suite of soil fungal traits are linked to SOM formation potential and found that the formation of stable, chemically diverse SOM fractions was promoted by “multi-functional” species with intermediate investment across a group of traits (i.e., CUE, growth rate, turnover rate, and biomass protein and phenol contents), emphasizing the importance of trait synergies. Further work should build from these findings with single cultures to consider the impact of microbial interactions (viral-bacterial-fungal, bacterial-bacterial, fungal-fungal, etc.) on how the expression of multifunctional traits and trait investments alter SOM dynamics. It is clear that microbial physiology and morphology are important for SOM formation, but there is still much to learn about which traits or groups of traits are associated with SOM formation and under which biophysical conditions.

4. Implementation of Framework Ideas in SOM Models

The theoretical frameworks summarized in Figure 2 are partly or fully reflected within numerical models of SOM turnover and persistence (Blankinship et al., 2018). These models allow us to project the responses of SOM under global change; but they can also be seen as hypothesis testing tools, because they make explicit assumptions in their structures and parameterizations that can be informed by and evaluated with conceptual understanding and observational and experimental data (Sulman et al., 2018). Given limitations in our theoretical understanding and uncertainties in model parameterizations, numerical models also provide opportunities to explore how these knowledge and information gaps influence projections of ecosystem response to environmental change (Abramoff et al., 2022; Pierson et al., 2022; Zhang et al., 2020). We note that recent reviews provide excellent resources for readers looking for detailed summaries of the diversity of modeling approaches (Chandel et al., 2023; Le Noë et al., 2023). Our aim in this section is to briefly highlight how different aspects of the frameworks are implemented into numerical models, given the value of models noted above.

4.1. Model Representation of Physical Inaccessibility

The idea that substrates are physically protected or disconnected from microbial decomposers is variably represented in soil biogeochemical models. Despite decades of evidence of the importance of aggregates for physical protection of SOM, explicit consideration of aggregates is represented in only a few models (Abramoff et al., 2018, 2022; Segoli et al., 2013). Aggregate dynamics therefore represent an important frontier in soil biogeochemical models. Physical disconnection is better represented in models and is expected to be more prevalent in deep, bulk, and heterogeneous soils, as compared to surface, rhizosphere, and homogeneous soils (Lehmann et al., 2020; Schmidt et al., 2011; Sokol et al., 2019). In depth-resolved soil models, turnover times are often reduced in deeper soil horizons to implicitly represent the physical disconnection between substrates and decomposers and consequent energy limitations that slow decomposition processes (Koven et al., 2013). However, not all depth-resolved models impose reductions in turnover times with depth, but rather, some allow the underlying mechanisms to drive differences in SOM persistence with depth (Ahrens et al., 2020; Druhan & Lawrence, 2021; Dwivedi et al., 2017; Zhang et al., 2021). For instance, Ahrens et al. (2015) found that even without imposing longer C turnover times in deeper soils, older ^{14}C ages emerged from the interplay of mineral stabilization and microbial recycling in their model and that vertical transport by DOC prevented SOM from being too old compared to site-level observations. Ultimately, only a small subset of ecosystem- or global-scale soil models are fully depth-resolved (Ahrens et al., 2015; Grant et al., 2014; Koven et al., 2013; Zhang et al., 2021), while many others represent at most topsoil (0–30 cm) and subsoil (30–100 cm) intervals (Sulman et al., 2018; Wieder et al., 2013).

Besides depth, the physical disconnection of microbes and substrates can occur with the heterogeneous distribution of SOM in bulk soils or because of gradients in plant inputs in soil affected by rhizosphere processes. For example, the spatially heterogeneous distribution of SOM can cause different respiration rates compared to a model configured with homogenous SOM distribution (Chakrawal et al., 2020), suggesting larger scale models may need effective equations and/or parameterizations to capture these emergent dynamics. With respect to representing greater microbe-substrate co-location in the rhizosphere compared to the bulk soil, Sulman et al. (2014) and Zhang et al. (2021) are some of the few models that represent dynamics of rhizosphere and bulk soil separately. Despite these advances, capturing dynamics of aggregate formation, destruction, and distribution,

implementing fully depth-resolved models, capturing spatial heterogeneity of microbes and substrates in computationally efficient model formulations, and defining the volume of soil that experiences spatial heterogeneity or rhizosphere effects remains challenging to quantify and parameterize in models that are used at ecosystem-to global-scales.

4.2. Model Representation of Organo-Mineral and -Metal Stabilization

Organo-mineral and -metal stabilization has been included as a SOM persistence mechanism in soil biogeochemistry models for decades. This concept is reflected in the parameterization of turnover times for SOM pools that are considered “passive,” or stable (formulated as, or comparable to, MAOM), especially when the allocation to or turnover of these pools are modified by soil physical properties like texture (Georgiou et al., 2024; Parton et al., 1994; Sulman et al., 2018). Soil texture (i.e., clay and silt content) may be a relatively crude proxy for organo-mineral and -metal stabilization, but it is likely still a useful (and widely measured) integrator variable for complex SOM interactions with the mineral soil matrix (Bailey et al., 2018; Rasmussen et al., 2018).

Other model parameterizations include variation in organo-mineral and -metal stabilization due to mineral composition by representing different mineral types or relationships between pH and MAOM (Ahrens et al., 2020; Abramoff et al., 2022; Grant et al., 2012), as well as modeling separate exchangeable and stable MAOM pools (Zhang et al., 2021). The period for which C or N remains in a pool formulated as MAOM is generally dependent on desorption rates, microbial decomposition capacity, and environmental controls, and this period exceeds that of more POM-like pools (Sulman et al., 2018). Since these MAOM-like pools are generally parameterized with a lower C:N ratio and they protect otherwise decomposable SOM (Rocci et al., 2024), they largely align with the conceptual frameworks of organo-mineral and -metal stabilization (Kleber et al., 2007; Lehmann & Kleber, 2015). While models broadly represent exchange of MAOM-like pools, the destabilization of mineral-sorbed SOM by explicit plant and microbial processes—which is relatively new to the SOM paradigm (Bailey et al., 2019; Jilling et al., 2018; Keiluweit et al., 2015)—is virtually absent from ecosystem-scale models. This presents an exciting opportunity for empirical and modeling work to feedback on each other as our understanding of the dynamic nature of MAOM exchange and destabilization develops.

4.3. Model Representation of Biodegradability of Plant Inputs

Some aspects of the influence of the biodegradability of plant inputs have been fundamentally represented in models but other aspects of this control are still underrepresented. For example, the importance of litter quality has long been recognized in determining litter decomposition rates, a pattern that is also well established in models, often using C:N ratios and/or lignin content as proxies (Adair et al., 2008; Aerts, 1997; Bonan et al., 2013; Parton et al., 1987). These proxies generally cause separation of litter into metabolic and structural components which are differently incorporated into distinct SOM pools; some of these model structures are well-aligned with the expectation that soluble and structural materials preferentially form MAOM and POM, respectively (Cotrufo et al., 2015; Parton et al., 1987; Wang et al., 2010; Wieder et al., 2014; Zhang et al., 2021). While the metabolic and structural components previously mentioned broadly match our current understanding, few models have represented measurable litter pools which can directly connect models and empirical work (but see Zhang et al., 2021). As mentioned in the organo-mineral and -metal stabilization section, the influence of different types of root inputs on mineral destabilization is poorly represented in models. Rhizosphere priming has been investigated by Sulman et al. (2014) using a process-based model, but not considering different types of root inputs. Thus, while some aspects of plant input effects on SOM have a long history of representation in soil biogeochemical models, others deserve more attention in future work.

4.4. Model Representation of Abiotic Environmental Factors

The influence of abiotic environmental factors on microbial activity can be seen in the rate scalars used to modify the turnover of SOM pools. For both temperature and moisture, these environmental scalars are intended to represent the kinetics of substrate diffusion and microbial activity on SOM decomposition and rates of heterotrophic respiration. The shapes of these functions are highly variable across models and can generate substantial uncertainty in simulated rates of heterotrophic respiration (Evans et al., 2022; Sierra et al., 2016; Zhou et al., 2021). For example, while freezing temperature should reduce microbial activity, the limitation of liquid water may actually limit decomposition rates in some model formulations. Similarly, under saturated conditions,

oxygen availability may ultimately slow rates of heterotrophic respiration, which can be implicitly represented with a hump shaped water scalar, or explicitly represented with an oxygen scalar in models that consider porosity and gas diffusion in soils (Evans et al., 2022; Ghezzehei et al., 2019). Beyond temporally varying temperature, water, and oxygen availability, static soil physical properties like soil pH or texture may modify rates of SOM turnover (Abramoff et al., 2022; Rasmussen et al., 2018; Zhang et al., 2021). The extent to which changing environmental conditions influence the turnover of SOM and rates of heterotrophic soil respiration shows a high dependency on the model assumptions and parameterizations of these environmental scalars, as well as their interactions with other mechanisms of persistence in models (Koven et al., 2017; Wieder et al., 2013, 2019).

4.5. Model Representation of Biochemical Reactivity and Diversity

Foundational ideas about SOM biochemistry are broadly implemented in soil biogeochemical models, although both have evolved over the past several decades. The foundational idea we highlight here, which posits that smaller, N-rich and oxidized biochemicals are more effectively mineralized and thereby persistent (Table 1) have been represented in several models through the parameterization of SOM stoichiometry and fluxes between pools, such as the low C:N ratio of the passive pool (Parton et al., 1994; Schimel et al., 1994) and the flux from microbial necromass to more persistent SOM (Abramoff et al., 2018; Ahrens et al., 2020; Sulman et al., 2014; Wieder et al., 2014; Zhang et al., 2021). The latter models include microbial explicit representations of decomposition dynamics and generally assume that some fraction of low molecular weight SOM and/or polymeric microbial residues persist because they are strongly sorbed to minerals. Such formulations vary across microbial explicit models, where some models form mineralized SOM only from microbial necromass (Wieder et al., 2014), and others represent both low molecular weight and microbial residue pools that can each sorb/desorb at different rates (Abramoff et al., 2022; Ahrens et al., 2020; Sulman et al., 2014; Zhang et al., 2021). Moreover, all of the sorbed compounds may be assigned the same turnover rate (Abramoff et al., 2018; Sulman et al., 2014), or some models explicitly distinguish microbial necromass turnover and DOM sorption pathways of mineral stabilization that vary rates of exchange or desorption (Ahrens et al., 2020; Zhang et al., 2021).

Despite these complexities, no ecosystem-scale models represent the complete SOM functional diversity (e.g., sugars, lipids, organic acids, lignin-derived compounds, and amino acids) due to inherent difficulties in parameterizing and validating underlying model pools at large scales, although some ecosystem models do represent select SOM compound classes explicitly (e.g., non-structural carbohydrates, proteins, lignin, cellulose; Grant et al., 2014). At the site-level and within strictly theoretical studies, however, reactive-transport models have been used to represent an extensive suite of polymeric and monomeric organic compounds, where compound classes are selected based on properties relevant for metabolic processing (e.g., oxygen to C ratio, positive or negative charge, and degree of polarity; Riley et al., 2014; Dwivedi et al., 2017). The PROMISE framework (Waring et al., 2020) and prior work by Sierra et al. (2017) further illustrates that SOM dynamics are driven by probabilities of interactions at the molecular scale and, therefore, underlying pools can be heterogeneous in their persistence and depict a distribution of carbon ages (Azizi-Rad et al., 2021). Ultimately, differences between these model formulations allow the opportunity to probe our scientific understanding, but we also highlight the difficulty in parameterizing increasingly complex representations of biochemistry effects on SOM dynamics.

4.6. Model Representation of Microbial Physiology and Morphology

The expression of microbial physiology and morphology can be simulated in models that implicitly or explicitly represent heterotrophic microbial activity. For example, CUE is a common, albeit highly uncertain, feature in soil biogeochemical models (Manzoni et al., 2018). Explicit consideration of microbial-mediated decomposition rates or enzyme activity has become more common in recent decades (summarized by Chandel et al., 2023; Le Noë et al., 2023). These microbially-explicit models allow for consideration of how microbial physiology and morphology influence the rate (catabolism) and fate (anabolism) of SOM turnover (Schimel & Schaeffer, 2012). This growing diversity of model formulations (e.g., Ahrens et al., 2015; Sulman et al., 2014; Tang & Riley, 2015; Wang et al., 2013; Wieder et al., 2014) provides opportunities to consider how microbial trait-environment relationships influence SOM turnover and rates of heterotrophic respiration (Abramoff et al., 2018; Frey et al., 2013; Wieder et al., 2013; Zhang et al., 2021).

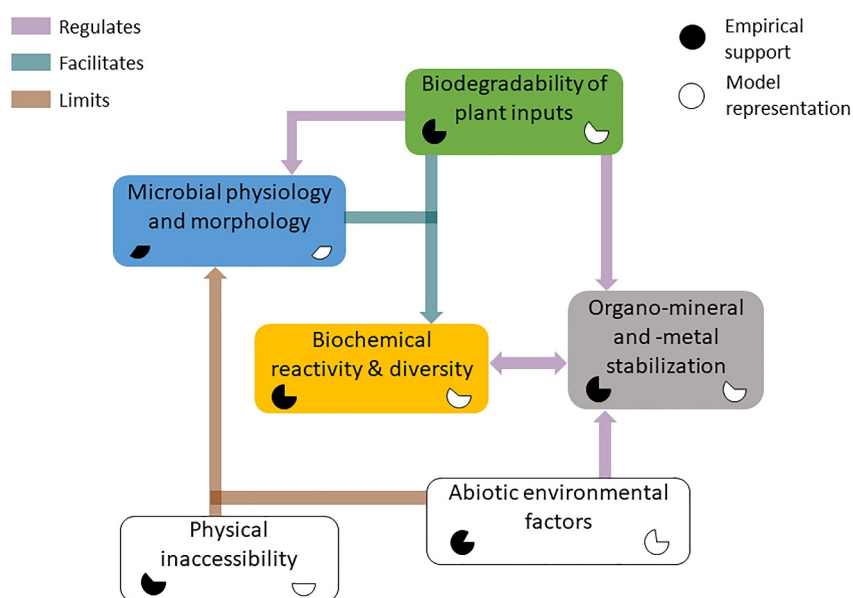


Figure 3. Empirical support (black semi-circles) and model representation (white semi-circles) of the SOM controls (rounded boxes) identified in Figure 1 based on the review in this paper. A full circle represents the strongest empirical support and model representation. Colored arrows (pink = regulates; teal = facilitates, orange = limits) show how the SOM controls relate to one another. Note that the color of each rounded box relates to the color in Figures 1 and 2.

Some of these microbial-explicit models have been expanded to represent different microbial functional groups and/or explicit extracellular enzymes (Grant, 2014; Sistla et al., 2014; Wang et al., 2013; Wieder et al., 2014; Wutzler et al., 2023), affording opportunities to explore how changes in microbial community composition and community-weighted mean traits may influence SOM turnover. For instance, several ecosystem-scale models represent two or more microbial constituents, including *r* versus *K* strategists (Wieder et al., 2015), rhizosphere versus bulk microbes (Sulman et al., 2014; Zhang et al., 2021), mycorrhizae and non-symbiotic microbes (Aas et al., 2023; Baskaran et al., 2017; He et al., 2018), and a suite of 10+ functional groups (Grant et al., 2014). At smaller (pore to core) scales, individual- and trait-based models are widespread and often depict emergent system behavior that may not be captured in ecosystem-scale models (Allison, 2014; Allison & Goulden, 2017; Bouskill et al., 2012; Kaiser et al., 2015; Marschman et al., 2024). For example, Kaiser et al. (2014) show that microbial community interactions can lead to community-level adaptations that accelerate N cycling in high C:N litter and alleviate N limitation without decreasing CUE. Kaiser et al. (2015) further illustrate the importance of different microbial groups (e.g., enzyme producers and cheaters) in regulating emergent SOM decay rates and N retention through an accumulation of N-rich necromass.

While microbial physiology and morphology are important for influencing the biochemical nature and mineral stabilization of SOM at smaller spatial and temporal scales, it is still an open question how much complexity is needed within ecosystem-to global-scale models. Omics data may be a useful tool for constraining trait-based models at larger scales (Graham & Hofmockel, 2021). However, an increasing number of microbial functional groups and traits may be difficult to parameterize at larger spatial scales. As such, effective equations and parameterizations that implicitly incorporate community-level controls (e.g., Georgiou et al., 2017), may be a tractable way to add complexity and capture emergent dynamics.

5. Summary and Looking Forward

Overall, the SOM controls, as defined in Table 1, were supported by empirical work (albeit with considerable context dependency) and represented in models to varying extents, but there remain gaps in our understanding (Figure 3). For example, more empirical work on physical disconnection in different parts of the soil (e.g., bulk vs. rhizosphere, surface vs. deep, homogeneous vs. heterogeneous) will be important for determining whether these differences deserve wider representation in models, whereas wider model representation of the physical protection provided by aggregates would likely be useful in ensuring process-based models match our empirical

understanding. Our review highlighted that MAOM has largely been conceptualized as a passive pool, but both recent empirical work and model representations have supported it as more actively cycling (Ahrens et al., 2020; Jilling et al., 2021; Zhang et al., 2021). Understanding the extent to which MAOM is active or passive and whether saturation limits this pool will be important advances. Environmental limitation is perhaps the most fundamental of the SOM controls but there remains lingering uncertainty around temperature sensitivity of both microbes and associated SOM pools and acclimation and adaptation, as well as variable representation of temperature and moisture controls in models. Despite its long history in advancing our understanding of SOM controls, we are still unsure whether biochemical reactivity and diversity causes consistent layering of compounds and whether this fine-grained detail is important to incorporate into models. While it is clear the biodegradability of plant inputs influences SOM formation and stabilization, it is unclear what drives the variable pathways of MAOM formation (e.g., direct sorption or microbial anabolism); implementing different pathways into models may allow for efficient testing of relationships between the biodegradability of plant inputs and pathways of formation and stabilization. Whereas, the influence of biodegradability of plant inputs on destabilization requires greater investigation in observational, experimental, and modeling studies. The exploration of microbial physiology and morphology in conceptual frameworks and models is largely limited to CUE; recent work highlights the need to consider a broader suite of microbial physiological and morphological traits as SOM controls (Sokol et al., 2022; Whalen et al., 2024). Altogether, conceptual frameworks have provided us with important framing for the past couple decades of SOM research but there are clear gaps that will be important avenues of pursuit for the next couple of decades.

While we discuss each SOM control in separate sections above, they are inextricably connected and alter each other's influence on SOM (Figure 3). For example, soil pH (abiotic environmental factor) is associated with different types of organo-mineral and -metal stabilization (e.g., sorption to metal oxides in acidic soils and cation-bridging and sorption to clay minerals in basic soils; Rasmussen et al., 2018). Additionally, pH can directly alter organo-mineral and -metal stabilization by changing protonation of mineral surfaces and the propensity for ligand exchange (Kleber et al., 2005; Figure 3). At the same time, soil pH also alters microbial communities (Fierer, Strickland, et al., 2009), changing the microbial physiology and morphology that can influence SOM formation, (de)stabilization, and loss (Figure 3). Alterations in microbial physiology and morphology may then generate different SOM biochemical reactivity and diversity which may ultimately influence the likelihood of organo-mineral and -metal stabilization of SOM (Figure 3). Process-based models can also exhibit this interdependency of SOM controls by generating emerging patterns that result from the mathematical relationships underlying models. For example, Sulman et al. (2017) find greater MAOM in simulated AM versus ECM-dominated plots. They demonstrated this by incorporating SOM controls of biodegradability of plant inputs and microbial physiology and morphology into their model structure which allowed for variation in biochemical reactivity and consequently organo-mineral and -metal stabilization (Figure 3) - higher litter quality in AM-dominated plots promoted microbial biomass production and subsequent biochemically reactive SOM that readily sorbed to minerals. These are just two examples but starting from any given control in Figure 3 can lead you on a path connecting many of the controls. The relationships between SOM controls will ultimately determine the dynamics of SOM and evaluating the relevance and hierarchy of these relationships will continue to be an important focus of future research.

The collective SOM controls also present some inconsistencies when evaluated together. For example, the dominance of small and often oxidized molecules in MAOM, and its low C:N ratio (Mooshammer et al., 2022; Rocci et al., 2024), provide support for the dominance of microbial materials in MAOM (e.g., Cotrufo et al., 2013; Grandy & Neff, 2008). Yet, other ideas suggest direct pathways for plant materials to become MAOM (Cotrufo et al., 2022; Liang et al., 2017; Sokol et al., 2019) and the presence of an unstable, N-rich MAOM fraction (Dijkstra et al., 2021; Jilling et al., 2018). These inconsistencies can be reconciled with the understanding that our methods for distinguishing plant and microbial compounds in MAOM are limited (Whalen et al., 2022) and the rates MAOM formation and destabilization geographically vary with climate, soil, and vegetation (Cordova et al., 2018; Sokol et al., 2022; Yu et al., 2022). The conceptualization of organo-mineral and -metal stabilization as a persistence mechanism (Lehmann & Kleber, 2015; Six et al., 2002) can be seen as at odds with MAOM as a partially exchangeable pool. This can be better understood by comparing conceptualizations of MAOM to how MAOM is measured; separating a small or dense fraction of SOM may include non-stabilized material, despite the assumption of mineral association given the name of the pool. Additionally, the frameworks described above both suggest largely continuous formation pathways of POM to MAOM (though this framework allows for

microbial feedbacks; Grandy & Neff, 2008) and two distinct formation pathways of POM and MAOM (Cotrufo et al., 2015). These can be reconciled by separately considering SOM formation from plant litter and SOM cycling within the soil. When derived from plant litter, there is strong evidence for POM largely forming from structural material and MAOM largely forming from soluble material. However, once formed, POM can be a source for MAOM formation (Witzgall et al., 2021), although how prevalent this is remains uncertain. Determining the hierarchy or context dependency of these controls moving forward may further help reconcile perceived inconsistencies in our understanding of SOM dynamics (Cotrufo et al., 2021).

In conclusion, building upon more than a century of soil science, researchers in the past 20 years have provided important conceptual frameworks regarding controls of SOM formation, (de)stabilization, and loss. These frameworks have variable empirical support and model representation with particularly important gaps in microbial physiology and morphology and physical inaccessibility (Figure 3). By focusing on six SOM controls derived from the focal conceptual frameworks, we were able to identify interactions and inconsistencies between these controls and important areas for future empirical and modeling work. We are excited to see the forthcoming conceptual frameworks of the following decades and how they continue to shape the evolution of our understanding of SOM dynamics.

Data Availability Statement

There were no data or code used in this manuscript.

Acknowledgments

We appreciate the useful reviewer comments that improved this manuscript. The authors declare no conflicts of interest. KSR and WRW were supported by the US National Science Foundation (NSF) award 1926413. PBR and KSR were supported by Biological Integration Institutes award NSF-DBI-2021898 and the Biosciences Initiative at the University of Michigan. AM was supported by the Laboratory Directed Research and Development (LDRD) Program at PNNL, a multi-program national laboratory operated by Battelle for the U.S. Department of Energy (DOE) under Contract DE-AC05-76RL01830. KG was supported by the LDRD Program at Lawrence Livermore National Laboratory under the auspices of DOE Contract DE-AC52-07NA27344. JE was supported by the USDA National Institute of Food and Agriculture (Hatch) Project (scientific contribution number 7003249) and the state of New Hampshire. JE, ASG, and EPS were supported by NSF 2031253. MFC was supported by NSF-DEB award #2016003.

References

- Aas, E. R., de Wit, H. A., & Berntsen, T. K. (2023). Modeling boreal forest soil dynamics with the microbially explicit soil model MIMICS+ (v1.0). *EGU sphere*, 2023, 1–44.
- Abramoff, R., Xu, X., Hartman, M., O'Brien, S., Feng, W., Davidson, E., et al. (2018). The millennial model: In search of measurable pools and transformations for modeling soil carbon in the new century. *Biogeochemistry*, 137(1–2), 51–71. <https://doi.org/10.1007/s10533-017-0409-7>
- Abramoff, R. Z., Guenet, B., Zhang, H., Georgiou, K., Xu, X., Rossel, R. A. V., et al. (2022). Improved global-scale predictions of soil carbon stocks with millennial version 2. *Soil Biology and Biochemistry*, 164, 108466. <https://doi.org/10.1016/j.soilbio.2021.108466>
- Adair, E. C., Parton, W. J., Del Grosso, S. J., Silver, W. L., Harmon, M. E., Hall, S. A., et al. (2008). Simple three-pool model accurately describes patterns of long-term litter decomposition in diverse climates. *Global Change Biology*, 14(11), 2636–2660. <https://doi.org/10.1111/j.1365-2486.2008.01674.x>
- Aerts, R. (1997). Climate, leaf litter chemistry and leaf litter decomposition in terrestrial ecosystems: A triangular relationship. *Oikos*, 79(3), 439–449. <https://doi.org/10.2307/3546886>
- Ahrens, B., Braakhekke, M. C., Guggenberger, G., Schrumph, M., & Reichstein, M. (2015). Contribution of sorption, DOC transport and microbial interactions to the 14C age of a soil organic carbon profile: Insights from a calibrated process model. *Soil Biology and Biochemistry*, 88, 390–402. <https://doi.org/10.1016/j.soilbio.2015.06.008>
- Ahrens, B., Guggenberger, G., Rethemeyer, J., John, S., Marschner, B., Heinze, S., et al. (2020). Combination of energy limitation and sorption capacity explains ¹⁴C depth gradients. *Soil Biology and Biochemistry*, 148, 107912. <https://doi.org/10.1016/j.soilbio.2020.107912>
- Allison, F. E., Sherman, M. S., & Pinck, L. A. (1949). Maintenance of soil organic matter: I. Inorganic soil colloid as a factor in retention of carbon during formation of humus. *Soil Science*, 68(6), 463–478. <https://doi.org/10.1097/00010694-194912000-00005>
- Allison, S. D. (2006). Brown ground: A soil carbon analogue for the green world hypothesis? *The American Naturalist*, 167(5), 619–627. <https://doi.org/10.1086/503443>
- Allison, S. D. (2014). Modeling adaptation of carbon use efficiency in microbial communities. *Frontiers in Microbiology*, 5, 571. <https://doi.org/10.3389/fmicb.2014.00571>
- Allison, S. D., & Goulden, M. L. (2017). Consequences of drought tolerance traits for microbial decomposition in the DEMENT model. *Soil Biology and Biochemistry*, 107, 104–113. <https://doi.org/10.1016/j.soilbio.2017.01.001>
- Almeida, L. F. J., Souza, I. F., Hurtarte, L. C. C., Teixeira, P. P. C., Inagaki, T. M., Silva, I. R., & Mueller, C. W. (2023). Molecular diversity and the fate of biochemical fractions of eucalypt tissues in soil. *Geoderma*, 432, 116404. <https://doi.org/10.1016/j.geoderma.2023.116404>
- Alster, C. J., von Fischer, J. C., Allison, S. D., & Treseder, K. K. (2020). Embracing a new paradigm for temperature sensitivity of soil microbes. *Global Change Biology*, 26(6), 3221–3229. <https://doi.org/10.1111/gcb.15053>
- Alvaro-Fuentes, J., Cantero-Martínez, C., Lopez, M. V., Paustian, K., Denef, K., Stewart, C. E., & Arrue, J. L. (2009). Soil aggregation and soil organic carbon stabilization: Effects of management in semiarid mediterranean agroecosystems. *Soil Science Society of America Journal*, 73(5), 1519–1529. <https://doi.org/10.2136/sssaj2008.0333>
- Angst, G., Mueller, K. E., Kögel-Knabner, I., Freeman, K. H., & Mueller, C. W. (2017). Aggregation controls the stability of lignin and lipids in clay-sized particulate and mineral associated organic matter. *Biogeochemistry*, 132(3), 307–324. <https://doi.org/10.1007/s10533-017-0304-2>
- Angst, G., Mueller, K. E., Nierop, K. G., & Simpson, M. J. (2021). Plant- or microbial-derived? A review on the molecular composition of stabilized soil organic matter. *Soil Biology and Biochemistry*, 156, 108189. <https://doi.org/10.1016/j.soilbio.2021.108189>
- Anthony, M. A., Bender, S. F., & van der Heijden, M. G. (2023). Enumerating soil biodiversity. *Proceedings of the National Academy of Sciences*, 120(33), e2304663120. <https://doi.org/10.1073/pnas.2304663120>
- Aponte, C., García, L. V., & Marañón, T. (2013). Tree species effects on nutrient cycling and soil biota: A feedback mechanism favouring species coexistence. *Forest Ecology and Management*, 309, 36–46. <https://doi.org/10.1016/j.foreco.2013.05.035>
- Arnason, T. S., & Keil, R. G. (2001). Organic-mineral interactions in marine sediments studied using density fractionation and X-ray photoelectron spectroscopy. *Organic Geochemistry*, 32(12), 1401–1415. [https://doi.org/10.1016/s0146-6380\(01\)00114-0](https://doi.org/10.1016/s0146-6380(01)00114-0)
- Asano, M., & Wagai, R. (2014). Evidence of aggregate hierarchy at micro-to submicron scales in an allophanic Andisol. *Geoderma*, 216, 62–74. <https://doi.org/10.1016/j.geoderma.2013.10.005>

- Aufdenkampe, A. K., Hedges, J. I., Richey, J. E., Krusche, A. V., & Llerena, C. A. (2001). Sorptive fractionation of dissolved organic nitrogen and amino acids onto fine sediments within the Amazon Basin. *Limnology & Oceanography*, 46(8), 1921–1935. <https://doi.org/10.4319/lo.2001.46.8.1921>
- Avena, M. J., & Koopal, L. K. (1998). Desorption of humic acids from an iron oxide surface. *Environmental Science & Technology*, 32(17), 2572–2577. <https://doi.org/10.1021/es980112e>
- Averill, C., & Waring, B. (2018). Nitrogen limitation of decomposition and decay: How can it occur? *Global Change Biology*, 24(4), 1417–1427. <https://doi.org/10.1111/gcb.13980>
- Azizi-Rad, M., Chanca, I., Herrera-Ramírez, D., Metzler, H., & Sierra, C. A. (2021). Stochastic and deterministic interpretation of pool models. *Global Change Biology*, 27(11), 2271–2272. <https://doi.org/10.1111/gcb.15581>
- Bailey, V. L., Bond-Lamberty, B., DeAngelis, K., Grandy, A. S., Hawkes, C. V., Heckman, K., et al. (2018). Soil carbon cycling proxies: Understanding their critical role in predicting climate change feedbacks. *Global Change Biology*, 24(3), 895–905. <https://doi.org/10.1111/gcb.13926>
- Bailey, V. L., Pries, C. H., & Lajtha, K. (2019). What do we know about soil carbon destabilization? *Environmental Research Letters*, 14(8), 083004. <https://doi.org/10.1088/1748-9326/ab2c11>
- Baldock, J. A., & Skjemstad, J. O. (2000). Role of the soil matrix and minerals in protecting natural organic materials against biological attack. *Organic Geochemistry*, 31(7–8), 697–710. [https://doi.org/10.1016/S0146-6380\(00\)00049-8](https://doi.org/10.1016/S0146-6380(00)00049-8)
- Balesdent, J. (1987). The turnover of soil organic fractions estimated by radiocarbon dating. *Science of the Total Environment*, 62, 405–408. [https://doi.org/10.1016/0048-9697\(87\)90528-6](https://doi.org/10.1016/0048-9697(87)90528-6)
- Balesdent, J. (1996). The significance of organic separates to carbon dynamics and its modelling in some cultivated soils. *European Journal of Soil Science*, 47(4), 485–493. <https://doi.org/10.1111/j.1365-2389.1996.tb01848.x>
- Basile-Doelsch, I., Balesdent, J., & Pellerin, S. (2020). Reviews and syntheses: The mechanisms underlying carbon storage in soil. *Biogeosciences*, 17(21), 5223–5242. <https://doi.org/10.5194/bg-17-5223-2020>
- Baskaran, P., Hyvönen, R., Berglund, S. L., Clemmensen, K. E., Ågren, G. I., Lindahl, B. D., & Manzoni, S. (2017). Modelling the influence of ectomycorrhizal decomposition on plant nutrition and soil carbon sequestration in boreal forest ecosystems. *New Phytologist*, 213(3), 1452–1465. <https://doi.org/10.1111/nph.14213>
- Beeck, M., Troein, C., Peterson, C., Persson, P., & Tunlid, A. (2018). Fenton reaction facilitates organic nitrogen acquisition by an ectomycorrhizal fungus. *New Phytologist*, 218(1), 335–343. <https://doi.org/10.1111/nph.14971>
- Begill, N., Don, A., & Poeplau, C. (2023). No detectable upper limit of mineral-associated organic carbon in temperate agricultural soils. *Global Change Biology*, 29(16), 4662–4669. <https://doi.org/10.1111/gcb.16804>
- Belyea, L. R., & Clymo, R. S. (2001). Feedback control of the rate of peat formation. *Proceedings: Biological Science*, 268(1473), 1315–1321. <https://doi.org/10.1098/rspb.2001.1665>
- Besnard, E., Chenu, C., Balesdent, J., Puget, P., & Arrouays, D. (1996). Fate of particulate organic matter in soil aggregates during cultivation. *European Journal of Soil Science*, 47(4), 495–503. <https://doi.org/10.1111/j.1365-2389.1996.tb01849.x>
- Bird, J. A., Kleber, M., & Torn, M. S. (2008). ¹³C and ¹⁵N stabilization dynamics in soil organic matter fractions during needle and fine root decomposition. *Organic Geochemistry*, 39(4), 465–477. <https://doi.org/10.1016/j.orggeochem.2007.12.003>
- Blankinship, J. C., Berhe, A. A., Crow, S. E., Druhan, J. L., Heckman, K. A., Keiluweit, M., et al. (2018). Improving understanding of soil organic matter dynamics by triangulating theories, measurements, and models. *Biogeochemistry*, 140, 1–13. <https://doi.org/10.1007/s10533-018-0478-2>
- Bol, R., Poirier, N., Balesdent, J., & Gleixner, G. (2009). Molecular turnover time of soil organic matter in particle-size fractions of an arable soil. *Rapid Communications in Mass Spectrometry*, 23(16), 2551–2558. <https://doi.org/10.1002/rcm.4124>
- Bonan, G. B., Hartman, M. D., Parton, W. J., & Wieder, W. R. (2013). Evaluating litter decomposition in earth system models with long-term litterbag experiments: An example using the community land model version 4 (CLM 4). *Global Change Biology*, 19(3), 957–974. <https://doi.org/10.1111/gcb.12031>
- Bond-Lamberty, B., Ballantyne, A., Berryman, E., Fluet-Chouinard, E., Jian, J., Morris, K. A., et al. (2024). Twenty years of progress, challenges, and opportunities in measuring and understanding soil respiration. *Journal of Geophysical Research – Biogeosciences*, 129(2), e2023JG007637. <https://doi.org/10.1029/2023JG007637>
- Bouskill, N. J., Tang, J., Riley, W. J., & Brodie, E. L. (2012). Trait-based representation of biological nitrification: Model development, testing, and predicted community composition. *Frontiers in Microbiology*, 3, 364. <https://doi.org/10.3389/fmicb.2012.00364>
- Bradford, M. A., Keiser, A. D., Davies, C. A., Mersmann, C. A., & Strickland, M. S. (2013). Empirical evidence that soil carbon formation from plant inputs is positively related to microbial growth. *Biogeochemistry*, 113(1–3), 271–281. <https://doi.org/10.1007/s10533-012-9822-0>
- Burdon, J. (2001). Are the traditional concepts of the structures of humic substances realistic? *Soil Science*, 166(11), 752–769. <https://doi.org/10.1097/00010694-200111000-00004>
- Cairney, J. W. G. (2012). Extramatrical mycelia of ectomycorrhizal fungi as moderators of carbon dynamics in forest soil. *Soil Biology and Biochemistry*, 47, 198–208. <https://doi.org/10.1016/j.soilbio.2011.12.029>
- Cambardella, C. A., & Elliott, E. T. (1992). Particulate soil organic-matter changes across a grassland cultivation sequence. *Soil Science Society of America Journal*, 56(3), 777–783. <https://doi.org/10.2136/sssaj1992.03615995005600030017x>
- Cambardella, C. A., & Elliott, E. T. (1993). Carbon and nitrogen distribution in aggregates from cultivated and native grassland soils. *Soil Science Society of America Journal*, 57(4), 1071–1076. <https://doi.org/10.2136/sssaj1993.03615995005700040032x>
- Campbell, C. A., Bowren, K. E., Schnitzer, M., Zentner, R. P., & Townley Smith, L. (1991). Effect of crop rotations and fertilization on soil biochemical properties in a thick Black Chernozem. *Canadian Journal of Soil Science*, 71(3), 377–387. <https://doi.org/10.4141/cjss91-036>
- Castellano, M. J., Kaye, J. P., Lin, H., & Schmidt, J. P. (2012). Linking carbon saturation concepts to nitrogen saturation and retention. *Ecosystems*, 15(2), 175–187. <https://doi.org/10.1007/s10021-011-9501-3>
- Castellano, M. J., Mueller, K. E., Olk, D. C., Sawyer, J. E., & Six, J. (2015). Integrating plant litter quality, soil organic matter stabilization, and the carbon saturation concept. *Global Change Biology*, 21(9), 3200–3209. <https://doi.org/10.1111/gcb.12982>
- Chabbi, A., Kogel-Knabner, I., & Rumpel, C. (2009). Stabilised carbon in subsoil horizons is located in spatially distinct parts of the soil profile. *Soil Biology and Biochemistry*, 41(2), 256–261. <https://doi.org/10.1016/j.soilbio.2008.10.033>
- Chakrawal, A., Herrmann, A. M., Koestel, J., Jarsjö, J., Nunan, N., Kätterer, T., & Manzoni, S. (2020). Dynamic upscaling of decomposition kinetics for carbon cycling models. *Geoscientific Model Development*, 13(3), 1399–1429. <https://doi.org/10.5194/gmd-13-1399-2020>
- Chandel, A. K., Jiang, L., & Luo, Y. (2023). Microbial models for simulating soil carbon dynamics: A review. *Journal of Geophysical Research: Biogeosciences*, 128(8), e2023JG007436. <https://doi.org/10.1029/2023JG007436>
- Chen, J., Xiao, W., Zheng, C., & Zhu, B. (2020). Nitrogen addition has contrasting effects on particulate and mineral-associated soil organic carbon in a subtropical forest. *Soil Biology and Biochemistry*, 142, 107708. <https://doi.org/10.1016/j.soilbio.2020.107708>

- Chen, R., Yin, L., Wang, X., Chen, T., Jia, L., Jiang, Q., et al. (2023). Mineral-associated organic carbon predicts the variations in microbial biomass and specific enzyme activities in a subtropical forest. *Geoderma*, 439, 116671. <https://doi.org/10.1016/j.geoderma.2023.116671>
- Cheng, W., Parton, W. J., Gonzalez-Meler, M. A., Phillips, R., Asao, S., McNickle, G. G., et al. (2014). Synthesis and modeling perspectives of rhizosphere priming. *New Phytologist*, 201(1), 31–44. <https://doi.org/10.1111/nph.12440>
- Christensen, B. T. (2001). Physical fractionation of soil and structural and functional complexity in organic matter turnover. *European Journal of Soil Science*, 52(3), 345–353. <https://doi.org/10.1046/j.1365-2389.2001.00417.x>
- Clarholm, M., Skjellberg, U., & Rosling, A. (2015). Organic acid induced release of nutrients from metal-stabilized soil organic matter – The unbutton model. *Soil Biology and Biochemistry*, 84(May), 168–176. <https://doi.org/10.1016/j.soilbio.2015.02.019>
- Clemente, J. S., Simpson, A. J., & Simpson, M. J. (2011). Association of specific organic matter compounds in size fractions of soils under different environmental controls. *Organic Geochemistry*, 42(10), 1169–1180. <https://doi.org/10.1016/j.orggeochem.2011.08.010>
- Clemmensen, K. E., Bahr, A., Ovaskainen, O., Dahlberg, A., Ekblad, A., Wallander, H., et al. (2013). Roots and associated fungi drive long-term carbon sequestration in boreal forest. *Science*, 340(6127), 1615–1618. <https://doi.org/10.1126/science.1231923>
- Conant, R. T., Ryan, M. G., Ågren, G. I., Birge, H. E., Davidson, E. A., Eliasson, P. E., et al. (2011). Temperature and soil organic matter decomposition rates—synthesis of current knowledge and a way forward. *Global Change Biology*, 17(11), 3392–3404. <https://doi.org/10.1111/j.1365-2486.2011.02496.x>
- Cordova, S. C., Olk, D. C., Dietzel, R. N., Mueller, K. E., Archontoulis, S. V., & Castellano, M. J. (2018). Plant litter quality affects the accumulation rate, composition, and stability of mineral-associated soil organic matter. *Soil Biology and Biochemistry*, 125, 115–124. <https://doi.org/10.1016/j.soilbio.2018.07.010>
- Cornelissen, J., Aerts, R., Cerabolini, B., Werger, M., & Van Der Heijden, M. (2001). Carbon cycling traits of plant species are linked with mycorrhizal strategy. *Oecologia*, 129(4), 611–619. <https://doi.org/10.1007/s004420100752>
- Cotrufo, M. F., Lavalley, J. M., Zhang, Y., Hansen, P. M., Paustian, K. H., Schipanski, M. E., & Wallenstein, M. D. (2021). In-N-out: A hierarchical framework to understand and predict soil carbon storage and nitrogen recycling. *Global Change Biology*, 27(19), 4465–4468. <https://doi.org/10.1111/gcb.15782>
- Cotrufo, M. F., Haddix, M. L., Kroeger, M. E., & Stewart, C. E. (2022). The role of plant input physical-chemical properties, and microbial and soil chemical diversity on the formation of particulate and mineral-associated organic matter. *Soil Biology and Biochemistry*, 168, 108648. <https://doi.org/10.1016/j.soilbio.2022.108648>
- Cotrufo, M. F., & Lavalley, J. M. (2022). Soil organic matter formation, persistence, and functioning: A synthesis of current understanding to inform its conservation and regeneration. *Advances in Agronomy*, 1–66. <https://doi.org/10.1016/bs.agron.2021.11.002>
- Cotrufo, M. F., Lavalley, J. M., Six, J., & Lugato, E. (2023). The robust concept of mineral-associated organic matter saturation: A letter to Begill et al., 2023. *Global Change Biology*, 29(21), 5986–5987. <https://doi.org/10.1111/gcb.16921>
- Cotrufo, M. F., Soong, J. L., Horton, A. J., Campbell, E. E., Haddix, M. L., Wall, D. H., & Parton, W. J. (2015). Formation of soil organic matter via biochemical and physical pathways of litter mass loss. *Nature Geoscience*, 8(10), 776–779. <https://doi.org/10.1038/ngeo2520>
- Cotrufo, M. F., Wallenstein, M. D., Boot, C. M., Denef, K., & Paul, E. (2013). The microbial efficiency-matrix stabilization (MEMS) framework integrates plant litter decomposition with soil organic matter stabilization: Do labile plant inputs form stable soil organic matter? *Global Change Biology*, 19(4), 988–995. <https://doi.org/10.1111/gcb.12113>
- Coward, E. K., Ohno, T., & Sparks, D. L. (2019). Direct evidence for temporal molecular fractionation of dissolved organic matter at the iron oxyhydroxide interface. *Environmental Science & Technology*, 53(2), 642–650. <https://doi.org/10.1021/acs.est.8b04687>
- Craig, M. E., Geyer, K. M., Beidler, K. V., Brzostek, E. R., Frey, S. D., Stuart Grandy, A., et al. (2022). Fast-decaying plant litter enhances soil carbon in temperate forests but not through microbial physiological traits. *Nature Communications*, 13, 1–10. <https://doi.org/10.1038/s41467-022-28715-9>
- Craig, M. E., Turner, B. L., Liang, C., Clay, K., Johnson, D. J., & Phillips, R. P. (2018). Tree mycorrhizal type predicts within-site variability in the storage and distribution of soil organic matter. *Global Change Biology*, 24(8), 3317–3330. <https://doi.org/10.1111/gcb.14132>
- Cusack, D. F., & Turner, B. L. (2021). Fine root and soil organic carbon depth distributions are inversely related across fertility and rainfall gradients in lowland tropical forests. *Ecosystems*, 24(5), 1075–1092. <https://doi.org/10.1007/s10021-020-00569-6>
- Cyle, K., Hill, N., Young, K., Jenkins, T., Hancock, D., Schroeder, P., & Thompson, A. (2016). Substrate quality influences organic matter accumulation in the soil silt and clay fraction. *Soil Biology and Biochemistry*, 103, 138–148. <https://doi.org/10.1016/j.soilbio.2016.08.014>
- Davidson, E. A., & Janssens, I. A. (2006). Temperature sensitivity of soil carbon decomposition and feedbacks to climate change. *Nature*, 440(7081), 165–173. <https://doi.org/10.1038/nature04514>
- DeAngelis, K. M., Silver, W. L., Thompson, A. W., & Firestone, M. K. (2010). Microbial communities acclimate to recurring changes in soil redox potential status. *Environmental Microbiology*, 12, 3137–3149. <https://doi.org/10.1111/j.1462-2920.2010.02286.x>
- Denef, K., Six, J., Paustian, K., & Merckx, R. (2001). Importance of macroaggregate dynamics in controlling soil carbon stabilization: Short-term effects of physical disturbance induced by dry-wet cycles. *Soil Biology and Biochemistry*, 33(15), 2145–2153. [https://doi.org/10.1016/s0038-0717\(01\)00153-5](https://doi.org/10.1016/s0038-0717(01)00153-5)
- Derry, S. J. (1996). Cognitive schema theory in the constructivist debate. *Educational Psychologist*, 31(3), 163–174. https://doi.org/10.1207/s15326985ep3103&4_2
- Dijkstra, F. A., Zhu, B., & Cheng, W. (2021). Root effects on soil organic carbon: A double-edged sword. *New Phytologist*, 230(1), 60–65. <https://doi.org/10.1111/nph.17082>
- Druhan, J. L., & Lawrence, C. R. (2021). Development of soil radiocarbon profiles in a reactive transport framework. *Geochimica et Cosmochimica Acta*, 306, 63–83. <https://doi.org/10.1016/j.gca.2021.05.021>
- Dwivedi, D., Riley, W., Torn, M., Spycher, N., Maggi, F., & Tang, J. (2017). Mineral properties, microbes, transport, and plant-input profiles control vertical distribution and age of soil carbon stocks. *Soil Biology and Biochemistry*, 107, 244–259. <https://doi.org/10.1016/j.soilbio.2016.12.019>
- Ekblad, A., Wallander, H., Godbold, D. L., Cruz, C., Johnson, D., Baldrian, P., et al. (2013). The production and turnover of extramatrical mycelium of ectomycorrhizal fungi in forest soils: Role in carbon cycling. *Plant and Soil*, 366(1–2), 1–27. <https://doi.org/10.1007/s11104-013-1630-3>
- Ekschmitt, K., Kandeler, E., Poll, C., Brune, A., Buscot, F., Friedrich, M., et al. (2008). Soil-carbon preservation through habitat constraints and biological limitations on decomposer activity. *Journal of Plant Nutrition and Soil Science*, 171(1), 27–35. <https://doi.org/10.1002/jpln.200700051>
- Ekschmitt, K., Liu, M., Vetter, S., Fox, O., & Wolters, V. (2005). Strategies used by soil biota to overcome soil organic matter stability—Why is dead organic matter left over in the soil? *Geoderma*, 128(1–2), 167–176. <https://doi.org/10.1016/j.geoderma.2004.12.024>
- Eliasson, P. E., McMurtrie, R. E., Pepper, D. A., Strömberg, M., Linder, S., & Ågren, G. I. (2005). The response of heterotrophic CO₂ flux to soil warming. *Global Change Biology*, 11(1), 167–181. <https://doi.org/10.1111/j.1365-2486.2004.00878.x>

- Elliott, E. (1986). Aggregate structure and carbon, nitrogen, and phosphorus in native and cultivated soils. *Soil Science Society of America Journal*, 50(3), 627–633. <https://doi.org/10.2136/sssaj1986.03615995005000030017x>
- Elliott, E. T., Anderson, R. V., Coleman, D. C., & Cole, C. V. (1980). Habitable pore space and microbial trophic interactions. *Oikos*, 35(3), 327–335. <https://doi.org/10.2307/3544648>
- Elliott, E. T., & Coleman, D. C. (1988). Let the soil work for US. *Ecological Bulletins*, 39, 23–32. Retrieve from <http://www.jstor.org/stable/20112982>
- Ernakovich, J. G., Baldock, J., Creamer, C., Sanderman, J., Kalbitz, K., & Farrell, M. (2021). A combined microbial and ecosystem metric of carbon retention efficiency explains land cover-dependent soil microbial biodiversity–ecosystem function relationships. *Biogeochemistry*, 153, 1–15. <https://doi.org/10.1007/s10533-020-00736-w>
- Evans, S., D Allison, S., & V Hawkes, C. (2022). Microbes, memory and moisture: Predicting microbial moisture responses and their impact on carbon cycling. *Functional Ecology*, 36(6), 1430–1441. <https://doi.org/10.1111/1365-2435.14034>
- Even, R., & Cotrufo, M. F. (2024). The ability of soils to aggregate, more than the state of aggregation, promotes protected soil organic matter formation. *Geoderma*, 442, 116760. <https://doi.org/10.1016/j.geoderma.2023.116760>
- Fernandez, C. W., & Kennedy, P. G. (2016). Revisiting the ‘Gadgil effect’: Do interguild fungal interactions control carbon cycling in forest soils? *New Phytologist*, 209(4), 1382–1394. <https://doi.org/10.1111/nph.13648>
- Fierer, N., Allen, A. S., Schimel, J. P., & Holden, P. A. (2003). Controls on microbial CO₂ production: A comparison of surface and subsurface soil horizons. *Global Change Biology*, 9, 1322–1332. <https://doi.org/10.1046/j.1365-2486.2003.00663.x>
- Fierer, N., Grandy, A. S., Six, J., & Paul, E. A. (2009). Searching for unifying principles in soil ecology. *Soil Biology and Biochemistry*, 41(11), 2249–2256. <https://doi.org/10.1016/j.soilbio.2009.06.009>
- Fierer, N., Strickland, M. S., Liptzin, D., Bradford, M. A., & Cleveland, C. C. (2009). Global patterns in belowground communities. *Ecology Letters*, 12(11), 1238–1249. <https://doi.org/10.1111/j.1461-0248.2009.01360.x>
- Fontaine, S., Barot, S., Barré, P., Bdioui, N., Mary, B., & Rumpel, C. (2007). Stability of organic carbon in deep soil layers controlled by fresh carbon supply. *Nature*, 450(7167), 277–280. <https://doi.org/10.1038/nature06275>
- Frey, S. D. (2019). Mycorrhizal fungi as mediators of soil organic matter dynamics. *Annual Review of Ecology Evolution and Systematics*, 50(1), 237–259. <https://doi.org/10.1146/annurev-ecolsys-110617-062331>
- Frey, S. D., Lee, J., Melillo, J. M., & Six, J. (2013). The temperature response of soil microbial efficiency and its feedback to climate. *Nature Climate Change*, 3(4), 395–398. <https://doi.org/10.1038/nclimate1796>
- Frey, S. D., Six, J., & Elliott, E. T. (2003). Reciprocal transfer of carbon and nitrogen by decomposer fungi at the soil-litter interface. *Soil Biology and Biochemistry*, 35(7), 1001–1004. [https://doi.org/10.1016/S0038-0717\(03\)00155-X](https://doi.org/10.1016/S0038-0717(03)00155-X)
- Frolking, S., Roulet, N. T., Tuittila, E., Bubier, J. L., Quillet, A., Talbot, J., & Richard, P. J. H. (2010). A new model of Holocene peatland net primary production, decomposition, water balance, and peat accumulation. *Earth Syst. Dynam.*, 1, 1–21. <https://doi.org/10.5194/esd-1-1-2010>
- Fulton-Smith, S., & Cotrufo, M. F. (2019). Pathways of soil organic matter formation from above and belowground inputs in a Sorghum bicolor bioenergy crop. *GCB Bioenergy*, 11(8), 971–987. <https://doi.org/10.1111/gcbb.12598>
- Gabriel, C. E., & Kellman, L. (2014). Investigating the role of moisture as an environmental constraint in the decomposition of shallow and deep mineral soil organic matter of a temperate coniferous soil. *Soil Biology and Biochemistry*, 68, 373–384. <https://doi.org/10.1016/j.soilbio.2013.10.009>
- Gadgil, P. D., & Gadgil, R. L. (1975). Suppression of litter decomposition by mycorrhizal roots of Pinus radiata. *New Zealand Journal of Forestry Science*, 5, 33–41.
- Gadgil, R. L., & Gadgil, P. D. (1971). Mycorrhiza and litter decomposition. *Nature*, 233(5315), 133. <https://doi.org/10.1038/233133a0>
- Gao, Y., Huang, D., Zhang, Y., McLaughlin, N., Zhang, Y., Wang, Y., et al. (2024). Precipitation increment reinforced warming-induced increases in soil mineral-associated and particulate organic matter under agricultural ecosystem. *Applied Soil Ecology*, 196, 105301. <https://doi.org/10.1016/j.apsoil.2024.105301>
- Garland, G., Koestel, J., Johannes, A., Heller, O., Doetterl, S., Or, D., & Keller, T. (2023). *Perspectives on the misconception of levitating soil aggregates* (pp. 1–15). EGU sphere.
- Georgiou, K., Abramoff, R. Z., Harte, J., Riley, W. J., & Torn, M. S. (2017). Microbial community-level regulation explains soil carbon responses to long-term litter manipulations. *Nature Communications*, 8(1), 1223. <https://doi.org/10.1038/s41467-017-01116-z>
- Georgiou, K., Jackson, R. B., Vinduškova, O., Abramoff, R. Z., Ahlström, A., Feng, W., et al. (2022). Global stocks and capacity of mineral-associated soil organic carbon. *Nature Communications*, 13, 1–12. <https://doi.org/10.1038/s41467-022-31540-9>
- Georgiou, K., Koven, C. D., Wieder, W. R., Hartman, M. D., Riley, W. J., Pett-Ridge, J., et al. (2024). Emergent temperature sensitivity of soil organic carbon driven by mineral associations. *Nature Geoscience*, 17(3), 205–212. <https://doi.org/10.1038/s41561-024-01384-7>
- Ghezzehei, T. A., Sulman, B., Arnold, C. L., Bogie, N. A., & Berhe, A. A. (2019). On the role of soil water retention characteristic on aerobic microbial respiration. *Biogeosciences*, 16(6), 1187–1209. <https://doi.org/10.5194/bg-16-1187-2019>
- Gleixner, G. (2013). Soil organic matter dynamics: A biological perspective derived from the use of compound-specific isotopes studies. *Ecological Research*, 28(5), 683–695. <https://doi.org/10.1007/s11284-012-1022-9>
- Gleixner, G., Bol, R., & Balesdent, J. (1999). Molecular insight into soil carbon turnover. *Rapid Communications in Mass Spectrometry*, 13, 1278–1283. [https://doi.org/10.1002/\(sici\)1097-0231\(19990715\)13:13<1278::aid-rcm649>3.0.co;2-n](https://doi.org/10.1002/(sici)1097-0231(19990715)13:13<1278::aid-rcm649>3.0.co;2-n)
- Gleixner, G., Poirier, N., Bol, R., & Balesdent, J. (2002). Molecular dynamics of organic matter in a cultivated soil. *Organic Geochemistry*, 33(3), 357–366. [https://doi.org/10.1016/s0146-6380\(01\)00166-8](https://doi.org/10.1016/s0146-6380(01)00166-8)
- Godbold, D. L., Hoosbeek, M. R., Lukac, M., Cotrufo, M. F., Janssens, I. A., Ceulemans, R., et al. (2006). Mycorrhizal hyphal turnover as a dominant process for carbon input into soil organic matter. *Plant and Soil*, 281(1–2), 15–24. <https://doi.org/10.1007/s1104-005-3701-6>
- Golchin, A., Oades, J. M., Skjemstad, J. O., & Clarke, P. (1994). Study of free and occluded particulate organic matter in soils by solid state ¹³C CP/MAS NMR spectroscopy and scanning electron microscopy. *Soil Research*, 32(2), 285–309. <https://doi.org/10.1071/SR9940285>
- Graham, E. B., & Hofmockel, K. S. (2021). Ecological stoichiometry as a foundation for omics-enabled biogeochemical models of soil organic matter decomposition. *Biogeochemistry*, 157, 1–20. <https://doi.org/10.1007/s10533-021-00851-2>
- Grandy, A. S., & Neff, J. C. (2008). Molecular C dynamics downstream: The biochemical decomposition sequence and its impact on soil organic matter structure and function. *Science of the Total Environment*, 404(2–3), 297–307. <https://doi.org/10.1016/j.scitotenv.2007.11.013>
- Grandy, A. S., Neff, J. C., & Weintraub, M. N. (2007). Carbon structure and enzyme activities in alpine and forest ecosystems. *Soil Biology and Biochemistry*, 39(11), 2701–2711. <https://doi.org/10.1016/j.soilbio.2007.05.009>
- Grant, R. (2014). Nitrogen mineralization drives the response of forest productivity to soil warming: Modelling in ecosys vs. measurements from the Harvard soil heating experiment. *Ecological Modelling*, 288, 38–46. <https://doi.org/10.1016/j.ecolmodel.2014.05.015>

- Grant, R., Baldocchi, D., & Ma, S. (2012). Ecological controls on net ecosystem productivity of a seasonally dry annual grassland under current and future climates: Modelling with ecosys. *Agricultural and Forest Meteorology*, 152, 189–200. <https://doi.org/10.1016/j.agrformet.2011.09.012>
- Greenwood. (1961). *The effect of oxygen concentration on the decomposition of organic* (pp. 360–376). Springer Stable. Retrieved from <https://www.jstor.org/stable/4293191814>
- Guggenberger, G., & Kaiser, K. (2003). Dissolved organic matter in soil: Challenging the paradigm of sorptive preservation. *Geoderma*, 113(3–4), 293–310. [https://doi.org/10.1016/S0016-7061\(02\)00366-X](https://doi.org/10.1016/S0016-7061(02)00366-X)
- Guggenberger, G., Zech, W., Haumaier, L., & Christensen, B. T. (1995). Land-use effects on the composition of organic matter in particle-size separates of soils: II. CPMAS and solution ¹³C NMR analysis. *European Journal of Soil Science*, 46(1), 147–158. <https://doi.org/10.1111/j.1365-2389.1995.tb01821.x>
- Guo, M., & Chorover, J. (2003). Transport and fractionation of dissolved organic matter in soil columns. *Soil Science*, 168(2), 108–118. <https://doi.org/10.1097/00010694-200302000-00005>
- Haddix, M. L., Gregorich, E. G., Helgason, B. L., Janzen, H., Ellert, B. H., & Cotrufo, M. F. (2020). Climate, carbon content, and soil texture control the independent formation and persistence of particulate and mineral-associated organic matter in soil. *Geoderma*, 363, 114160. <https://doi.org/10.1016/j.geoderma.2019.114160>
- Haddix, M. L., Paul, E. A., & Cotrufo, M. F. (2016). Dual, differential isotope labeling shows the preferential movement of labile plant constituents into mineral-bonded soil organic matter. *Global Change Biology*, 22(6), 2301–2312. <https://doi.org/10.1111/gcb.13237>
- Hall, S. J., & Silver, W. L. (2015). Reducing conditions, reactive metals, and their interactions can explain spatial patterns of surface soil carbon in a humid tropical forest. *Biogeochemistry*, 125(2), 149–165. <https://doi.org/10.1007/s10533-015-0120-5>
- Hansen, P. M., Even, R., King, A. E., Lavallee, J., Schipanski, M., & Cotrufo, M. F. (2024). Distinct, direct and climate-mediated environmental controls on global particulate and mineral-associated organic carbon storage. *Global Change Biology*, 30(1), e17080. <https://doi.org/10.1111/gcb.17080>
- Hassink, J. (1997). The capacity of soils to preserve organic C and N by their association with clay and silt particles. *Plant and Soil*, 191(1), 77–87. <https://doi.org/10.1023/a:1004213929699>
- Hassink, J., Bouwman, L., Zwart, K., Bloem, J., & Brussaard, L. (1993). Relationships between soil texture, physical protection of organic matter, soil biota, and C and N mineralization in grassland soils. *Soil Structure/Soil Biota Interrelationships*, 57(1–2), 105–128. [https://doi.org/10.1016/0016-7061\(93\)90150-j](https://doi.org/10.1016/0016-7061(93)90150-j)
- Hatton, P. J., Castanha, C., Torn, M. S., & Bird, J. A. (2015). Litter type control on soil C and N stabilization dynamics in a temperate forest. *Global Change Biology*, 21(3), 1358–1367. <https://doi.org/10.1111/gcb.12786>
- He, H., Meyer, A., Jansson, P.-E., Svensson, M., Rütting, T., & Klemmedtsson, L. (2018). Simulating ectomycorrhiza in boreal forests: Implementing ectomycorrhizal fungi model MYCOFON in CoupModel (v5). *Geoscientific Model Development*, 11(2), 725–751. <https://doi.org/10.5194/gmd-11-725-2018>
- He, X., Abramoff, R. Z., Abs, E., Georgiou, K., Zhang, H., & Goll, D. S. (2024). Model uncertainty obscures major driver of soil carbon. *Nature*, 627(8002), E1–E3. <https://doi.org/10.1038/s41586-023-06999-1>
- Heckman, K., Hicks Pries, C. E., Lawrence, C. R., Rasmussen, C., Crow, S. E., Hoyt, A. M., et al. (2022). Beyond bulk: Density fractions explain heterogeneity in global soil carbon abundance and persistence. *Global Change Biology*, 28(3), 1178–1196. <https://doi.org/10.1111/gcb.16023>
- Hedges, J. I., & Keil, R. G. (1999). Organic geochemical perspectives on estuarine processes: Sorption reactions and consequences. *Marine Chemistry*, 65(1), 55–65. [https://doi.org/10.1016/S0304-4203\(99\)00010-9](https://doi.org/10.1016/S0304-4203(99)00010-9)
- Heitkötter, J., & Marschner, B. (2018). Is there anybody out there? Substrate availability controls microbial activity outside of hotspots in subsoils. *Soil Systems*, 2, 35. <https://doi.org/10.3390/soilsystems2020035>
- Henneron, L., Balesdent, J., Alvarez, G., Barré, P., Baudin, F., Basile-Doelsch, I., et al. (2022). Bioenergetic control of soil carbon dynamics across depth. *Nature Communications*, 13(1), 7676. <https://doi.org/10.1038/s41467-022-34951-w>
- Hicks Pries, C. E., Lankau, R., Ingham, G. A., Legge, E., Krol, O., Forrester, J., et al. (2023). Differences in soil organic matter between EcM- and AM-dominated forests depend on tree and fungal identity. *Ecology*, 104(3), e3929. <https://doi.org/10.1002/ecy.3929>
- Hicks Pries, C. E., Sulman, B. N., West, C., O'Neill, C., Poppleton, E., Porras, R. C., et al. (2018). Root litter decomposition slows with soil depth. *Soil Biology and Biochemistry*, 125, 103–114. <https://doi.org/10.1016/j.soilbio.2018.07.002>
- Hobbie, S. E., Ogdahl, M., Chorover, J., Chadwick, O. A., Oleksyn, J., Zytowski, R., & Reich, P. B. (2007). Tree species effects on soil organic matter dynamics: The role of soil cation composition. *Ecosystems*, 10(6), 999–1018. <https://doi.org/10.1007/s10021-007-9073-4>
- Horsch, C. C., Antunes, P. M., Fahey, C., Grandy, A. S., & Kallenbach, C. M. (2023). Trait-based assembly of arbuscular mycorrhizal fungal communities determines soil carbon formation and retention. *New Phytologist*, 239(1), 311–324. <https://doi.org/10.1111/nph.18914>
- Huang, J., Liu, W., Deng, M., Wang, X., Wang, Z., Yang, L., & Liu, L. (2020). Allocation and turnover of rhizodeposited carbon in different soil microbial groups. *Soil Biology and Biochemistry*, 150, 107973. <https://doi.org/10.1016/j.soilbio.2020.107973>
- Huo, C., Luo, Y., & Cheng, W. (2017). Rhizosphere priming effect: A meta-analysis. *Soil Biology and Biochemistry*, 111(August), 78–84. <https://doi.org/10.1016/j.soilbio.2017.04.003>
- Husson, O. (2013). Redox potential (Eh) and pH as drivers of soil/plant/microorganism systems: A transdisciplinary overview pointing to integrative opportunities for agronomy. *Plant and Soil*, 362(1–2), 389–417. <https://doi.org/10.1007/s11104-012-1429-7>
- Huys, R., Poirier, V., Bourget, M. Y., Roumet, C., Hättenschwiler, S., Fromin, N., et al. (2022). Plant litter chemistry controls coarse-textured soil carbon dynamics. *Journal of Ecology*, 110(12), 2911–2928. <https://doi.org/10.1111/1365-2745.13997>
- Inagaki, T. M., Possinger, A. R., Schweizer, S. A., Mueller, C. W., Hoeschen, C., Zachman, M. J., et al. (2023). Microscale spatial distribution and soil organic matter persistence in top and subsoil. *Soil Biology and Biochemistry*, 178, 108921. <https://doi.org/10.1016/j.soilbio.2022.108921>
- Jackson, R. B., Lajtha, K., Crow, S. E., Hugelius, G., Kramer, M. G., & Piñeiro, G. (2017). The ecology of soil carbon: Pools, vulnerabilities, and biotic and abiotic controls. *Annual Review of Ecology Evolution and Systematics*, 48(1), 419–445. <https://doi.org/10.1146/annurev-ecolsys-112414-054234>
- Jastrow, J. (1996). Soil aggregate formation and the accrual of particulate and mineral-associated organic matter. *Soil Biology and Biochemistry*, 28(4–5), 665–676. [https://doi.org/10.1016/0038-0717\(95\)00159-x](https://doi.org/10.1016/0038-0717(95)00159-x)
- Jenny, H. (1941). *Factors of soil formation: A system of quantitative pedology*. McGraw-Hill Book Company.
- Jia, Y., Liu, Z., Zhou, L., Liu, X., Ma, K., & Feng, X. (2023). Soil organic carbon sourcing variance in the rhizosphere vs. non-rhizosphere of two mycorrhizal tree species. *Soil Biology and Biochemistry*, 176, 108884. <https://doi.org/10.1016/j.soilbio.2022.108884>
- Jiang, Z., Liu, Y., Yang, J., Brookes, P. C., & Gunina, A. (2021). Rhizosphere priming regulates soil organic carbon and nitrogen mineralization: The significance of abiotic mechanisms. *Geoderma*, 385, 114877. <https://doi.org/10.1016/j.geoderma.2020.114877>
- Jilling, A., Keiluweit, M., Contosta, A. R., Frey, S., Smith, R. G., Tiemann, L., et al. (2018). Minerals in the rhizosphere: Overlooked mediators of soil nitrogen availability to plants and microbes. *Biogeochemistry*, 139(2), 103–122. <https://doi.org/10.1007/s10533-018-0459-5>

- Jilling, A., Keiluweit, M., Gutknecht, J., & Grandy, A. S. (2021). Priming mechanisms providing plants and microbes access to mineral-associated organic matter. *Soil Biology and Biochemistry*, 158, 108265. <https://doi.org/10.1016/j.soilbio.2021.108265>
- Kaiser, C., Franklin, O., Dieckmann, U., & Richter, A. (2014). Microbial community dynamics alleviate stoichiometric constraints during litter decay. *Ecology Letters*, 17(6), 680–690. <https://doi.org/10.1111/ele.12269>
- Kaiser, C., Franklin, O., Richter, A., & Dieckmann, U. (2015). Social dynamics within decomposer communities lead to nitrogen retention and organic matter build-up in soils. *Nature Communications*, 6(1), 8960. <https://doi.org/10.1038/ncomms9960>
- Kallenbach, C. M., Frey, S. D., & Grandy, A. S. (2016). Direct evidence for microbial-derived soil organic matter formation and its ecophysiological controls. *Nature Communications*, 7(1), 13630. <https://doi.org/10.1038/ncomms13630>
- Kallenbach, C. M., Grandy, A. S., Frey, S. D., & Diefendorf, A. F. (2015). Microbial physiology and necromass regulate agricultural soil carbon accumulation. *Soil Biology and Biochemistry*, 91, 279–290. <https://doi.org/10.1016/j.soilbio.2015.09.005>
- Kätterer, T., Reichstein, M., Andrén, O., & Lomander, A. (1998). Temperature dependence of organic matter decomposition: A critical review using literature data analyzed with different models. *Biology and Fertility of Soils*, 27(3), 258–262. <https://doi.org/10.1007/s003740050430>
- Kawahigashi, M., Kaiser, K., Rodionov, A., & Guggenberger, G. (2006). Sorption of dissolved organic matter by mineral soils of the Siberian forest tundra. *Global Change Biology*, 12(10), 1868–1877. <https://doi.org/10.1111/j.1365-2486.2006.01203.x>
- Keiluweit, M., Bougoure, J. J., Nico, P. S., Pett-Ridge, J., Weber, P. K., & Kleber, M. (2015). Mineral protection of soil carbon counteracted by root exudates. *Nature Climate Change*, 5(6), 588–595. <https://doi.org/10.1038/nclimate2580>
- Keiluweit, M., Nico, P. S., Kleber, M., & Fendorf, S. (2016). Are oxygen limitations under recognized regulators of organic carbon turnover in upland soils? *Biogeochemistry*, 127(2–3), 157–171. <https://doi.org/10.1007/s10533-015-0180-6>
- Keiluweit, M., Wanzek, T., Kleber, M., Nico, P., & Fendorf, S. (2017). Anaerobic microsites have an unaccounted role in soil carbon stabilization. *Nature Communications*, 8, 1–10. <https://doi.org/10.1038/s41467-017-01406-6>
- Kemper, W. D., & Koch, E. J. (1966). Aggregate stability of soils from Western United States and Canada. *Colorado Agricultural Experiment Station Bulletin*, 1355, 1–52.
- Kiem, R., & Kögel-Knabner, I. (2003). Contribution of lignin and polysaccharides to the refractory carbon pool in C-depleted arable soils. *Soil Biology and Biochemistry*, 35(1), 101–118. [https://doi.org/10.1016/S0038-0717\(02\)00242-0](https://doi.org/10.1016/S0038-0717(02)00242-0)
- Kindler, R., Miltner, A., Richnow, H.-H., & Kästner, M. (2006). Fate of gram-negative bacterial biomass in soil—Mineralization and contribution to SOM. *Soil Biology and Biochemistry*, 38(9), 2860–2870. <https://doi.org/10.1016/j.soilbio.2006.04.047>
- King, A. E., Amsili, J. P., Córdova, S. C., Culman, S., Fonte, S. J., Kotcon, J., et al. (2023). A soil matrix capacity index to predict mineral-associated but not particulate organic carbon across a range of climate and soil pH. *Biogeochemistry*, 165, 1–14. <https://doi.org/10.1007/s10533-023-01066-3>
- King, J. Y., Brandt, L. A., & Adair, E. C. (2012). Shedding light on plant litter decomposition: Advances, implications and new directions in understanding the role of photodegradation. *Biogeochemistry*, 111(1–3), 57–81. <https://doi.org/10.1007/s10533-012-9737-9>
- Kirschbaum, M. U. F. (2004). Soil respiration under prolonged soil warming: Are rate reductions caused by acclimation or substrate loss? *Global Change Biology*, 10(11), 1870–1877. <https://doi.org/10.1111/j.1365-2486.2004.00852.x>
- Kleber, M. (2010). What is recalcitrant soil organic matter. *Environmental Chemistry*, 7(4), 320–332. <https://doi.org/10.1071/en10006>
- Kleber, M., Bourg, I. C., Coward, E. K., Hansel, C. M., Myneni, S. C., & Nunan, N. (2021). Dynamic interactions at the mineral–organic matter interface. *Nature Reviews Earth & Environment*, 2(6), 402–421. <https://doi.org/10.1038/s43017-021-00162-y>
- Kleber, M., Eusterhues, K., Keiluweit, M., Mikutta, C., Mikutta, R., & Nico, P. S. (2015). Mineral–organic associations: Formation, properties, and relevance in soil environments. In D. L. Sparks (Ed.), *Advances in agronomy* (Vol. 130, pp. 1–140). Academic Press. <https://doi.org/10.1016/bs.agron.2014.10.005>
- Kleber, M., Mikutta, R., Torn, M. S., & Jahn, R. (2005). Poorly crystalline mineral phases protect organic matter in acid subsoil horizons. *European Journal of Soil Science*, 56(6), 717–725. <https://doi.org/10.1111/j.1365-2389.2005.00706.x>
- Kleber, M., Nico, P. S., Plante, A. F., Filley, T., Kramer, M., Swanson, C., & Sollins, P. (2011). Old and stable soil organic matter is not necessarily chemically recalcitrant: Implications for modeling concepts and temperature sensitivity. *Global Change Biology*, 17(2), 1097–1107. <https://doi.org/10.1111/j.1365-2486.2010.02278.x>
- Kleber, M., Sollins, P., & Sutton, R. (2007). A conceptual model of organo-mineral interactions in soils: Self-assembly of organic molecular fragments into zonal structures on mineral surfaces. *Biogeochemistry*, 85(1), 9–24. <https://doi.org/10.1007/s10533-007-9103-5>
- Knorr, W., Prentice, I. C., House, I. J., & Holland, E. A. (2005). On the available evidence for the temperature dependence of soil organic carbon. *Biogeosciences Discussions*, 2(4), 749–755.
- Kögel-Knabner, I., Guggenberger, G., Kleber, M., Kandeler, E., Kalbitz, K., Scheu, S., et al. (2008). Organo-mineral associations in temperate soils: Integrating biology, mineralogy, and organic matter chemistry. *Journal of Plant Nutrition and Soil Science*, 171(1), 61–82. <https://doi.org/10.1002/jpln.200700048>
- Kögel-Knabner, I., & Rumpel, C. (2018). Advances in molecular approaches for understanding soil organic matter composition, origin, and turnover: A historical overview. *Advances in Agronomy*, 149, 1–48. <https://doi.org/10.1016/bs.agron.2018.01.003>
- Kong, A. Y. Y., Six, J., Bryant, D. C., Denison, R. F., & van Kessel, C. (2005). The relationship between carbon input, aggregation, and soil organic carbon stabilization in sustainable cropping systems. *Soil Science Society of America Journal*, 69(4), 1078–1085. <https://doi.org/10.2136/sssaj2004.0215>
- Koven, C., Riley, W., Subin, Z., Tang, J., Torn, M., Collins, W., et al. (2013). The effect of vertically resolved soil biogeochemistry and alternate soil C and N models on C dynamics of CLM4. *Biogeosciences*, 10(11), 7109–7131. <https://doi.org/10.5194/bg-10-7109-2013>
- Koven, C. D., Hugelius, G., Lawrence, D. M., & Wieder, W. R. (2017). Higher climatological temperature sensitivity of soil carbon in cold than warm climates. *Nature Climate Change*, 7(11), 817–822. <https://doi.org/10.1038/nclimate3421>
- Kramer, M. G., Sanderman, J., Chadwick, O. A., Chorover, J., & Vitousek, P. M. (2012). Long-term carbon storage through retention of dissolved aromatic acids by reactive particles in soil. *Global Change Biology*, 18(8), 2594–2605. <https://doi.org/10.1111/j.1365-2486.2012.02681.x>
- Kuzyakov, Y. (2002). Factors affecting rhizosphere priming effects. *Journal of Plant Nutrition and Soil Science*, 165(4), 382–396. [https://doi.org/10.1002/1522-2624\(200208\)165:4<382::aid-jpln382>3.0.co;2-#](https://doi.org/10.1002/1522-2624(200208)165:4<382::aid-jpln382>3.0.co;2-#)
- Kuzyakov, Y. (2010). Priming effects: Interactions between living and dead organic matter. *Soil Biology and Biochemistry*, 42(9), 1363–1371. <https://doi.org/10.1016/j.soilbio.2010.04.003>
- Kyker-Snowman, E., Wieder, W., Frey, S., & Grandy, A. S. (2020). Stoichiometrically coupled carbon and nitrogen cycling in the Microbial-Mineral Carbon Stabilization model (MIMICS-CN). *Geoscientific Model Development Discussions*, 13, 1–32.
- Lajtha, K., Bowden, R. D., Crow, S., Fekete, I., Kotrocó, Z., Plante, A., et al. (2018). The detrital input and removal treatment (DIRT) network: Insights into soil carbon stabilization. *The Science of the Total Environment*, 640–641(November), 1112–1120. <https://doi.org/10.1016/j.scitotenv.2018.05.388>

- Lajtha, K., Bowden, R. D., & Nadelhoffer, K. (2014). Litter and root manipulations provide insights into soil organic matter dynamics and stability. *Soil Science Society of America Journal*, 78(S1), S261–S269. <https://doi.org/10.2136/sssaj2013.08.0370nafsc>
- Lauber, C. L., Hamady, M., Knight, R., & Fierer, N. (2009). Pyrosequencing-based assessment of soil pH as a predictor of soil bacterial community structure at the continental scale. *Applied and Environmental Microbiology*, 75(15), 5111–5120. <https://doi.org/10.1128/aem.00335-09>
- Lavallee, J., Conant, R., Paul, E., & Cotrufo, M. (2018). Incorporation of shoot versus root-derived 13C and 15N into mineral-associated organic matter fractions: Results of a soil slurry incubation with dual-labelled plant material. *Biogeochemistry*, 137(3), 379–393. <https://doi.org/10.1007/s10533-018-0428-z>
- Lavallee, J., Soong, J., & Cotrufo, M. F. (2020). Conceptualizing soil organic matter into particulate and mineral-associated forms to address global change in the 21st century. *Global Change Biology*, 26(1), 261–273. <https://doi.org/10.1111/gcb.14859>
- Lavallee, J. M., Conant, R. T., Haddix, M. L., Follett, R. F., Bird, M. I., & Paul, E. A. (2019). Selective preservation of pyrogenic carbon across soil organic matter fractions and its influence on calculations of carbon mean residence times. *Geoderma*, 354, 113866. <https://doi.org/10.1016/j.geoderma.2019.07.024>
- Leake, J., Johnson, D., Donnelly, D., Muckle, G., Boddy, L., & Read, D. (2004). Networks of power and influence: The role of mycorrhizal mycelium in controlling plant communities and agroecosystem functioning. *Canadian Journal of Botany*, 82(8), 1016–1045. <https://doi.org/10.1139/B04-060>
- Leake, J. R., Donnelly, D. P., Saunders, E. M., Boddy, L., & Read, D. J. (2001). Rates and quantities of carbon flux to ectomycorrhizal mycelium following 14C pulse labeling of *Pinus sylvestris* seedlings: Effects of litter patches and interaction a wood-decomposer fungus. *Tree Physiology*, 21(2–3), 71–82. <https://doi.org/10.1093/treephys/21.2.3.71>
- Lehmann, J., Hansel, C. M., Kaiser, C., Kleber, M., Maher, K., Manzoni, S., et al. (2020). Persistence of soil organic carbon caused by functional complexity. *Nature Geoscience*, 13(8), 1–6. <https://doi.org/10.1038/s41561-020-0612-3>
- Lehmann, J., Kinyangi, J., & Solomon, D. (2007). Organic matter stabilization in soil microaggregates: Implications from spatial heterogeneity of organic carbon contents and carbon forms. *Biogeochemistry*, 85(1), 45–57. <https://doi.org/10.1007/s10533-007-9105-3>
- Lehmann, J., & Kleber, M. (2015). The contentious nature of soil organic matter. *Nature*, 528(7580), 1–9. <https://doi.org/10.1038/nature16069>
- Le Noë, J., Manzoni, S., Abramoff, R., Bölscher, T., Bruni, E., Cardinael, R., et al. (2023). Soil organic carbon models need independent time-series validation for reliable prediction. *Communications Earth & Environment*, 4(1), 158. <https://doi.org/10.1038/s43247-023-00830-5>
- Leuthold, S. J., Haddix, M. L., Lavallee, J. M., & Cotrufo, F. M. (2022). Physical fractionation techniques. In *Reference module in Earth systems and environmental sciences*. <https://doi.org/10.1016/B978-0-12-822974-3.00067-7>
- Li, H., Bölscher, T., Winnick, M., Tfaily, M. M., Cardon, Z. G., & Keiluweit, M. (2021). Simple plant and microbial exudates destabilize mineral-associated organic matter via multiple pathways. *Environmental Science & Technology*, 55(5), 3389–3398. <https://doi.org/10.1021/acs.est.0c04592>
- Li, Y., Camps-Arbestain, M., Whitby, C. P., Wang, T., Mueller, C. W., Hoeschen, C., & Beare, M. H. (2022). Functional complexity explains the depth-dependent response of organic matter to liming at the nanometer scale. *Geoderma*, 408, 115560. <https://doi.org/10.1016/j.geoderma.2021.115560>
- Liang, C., Schimel, J. P., & Jastrow, J. D. (2017). The importance of anabolism in microbial control over soil carbon storage. *Nature Microbiology*, 2(8), 17105. <https://doi.org/10.1038/nmicrobiol.2017.105>
- Limpens, J., Berendse, F., Blodau, C., Canadell, J. G., Freeman, C., Holden, J., et al. (2008). Peatlands and the carbon cycle: From local processes to global implications – A synthesis. *Biogeosciences*, 5, 1475–1491. <https://doi.org/10.5194/bg-5-1475-2008>
- Lin, Y., Campbell, A. N., Bhattacharyya, A., DiDonato, N., Thompson, A. M., Tfaily, M. M., et al. (2021). Differential effects of redox conditions on the decomposition of litter and soil organic matter. *Biogeochemistry*, 154, 1–15. <https://doi.org/10.1007/s10533-021-00790-y>
- Liu, Y., Evans, S. E., Friesen, M. L., & Tiemann, L. K. (2022). Root exudates shift how N mineralization and N fixation contribute to the plant-available N supply in low fertility soils. *Soil Biology and Biochemistry*, 165, 108541. <https://doi.org/10.1016/j.soilbio.2021.108541>
- Lobe, I., Du Preez, C. C., & Amelung, W. (2002). Influence of prolonged arable cropping on lignin compounds in sandy soils of the South African Highveld. *European Journal of Soil Science*, 53(4), 553–562. <https://doi.org/10.1046/j.1365-2389.2002.00469.x>
- Lu, X., Gilliam, F. S., Guo, J., Hou, E., & Kuang, Y. (2022). Decrease in soil pH has greater effects than increase in above-ground carbon inputs on soil organic carbon in terrestrial ecosystems of China under nitrogen enrichment. *Journal of Applied Ecology*, 59(3), 768–778. <https://doi.org/10.1111/1365-2664.14091>
- Luo, R., Kuzyakov, Y., Liu, D., Fan, J., Luo, J., Lindsey, S., et al. (2020). Nutrient addition reduces carbon sequestration in a Tibetan grassland soil: Disentangling microbial and physical controls. *Soil Biology and Biochemistry*, 144, 107764. <https://doi.org/10.1016/j.soilbio.2020.107764>
- Luo, Y. (2007). Terrestrial carbon-cycle feedback to climate warming. *Annual Review of Ecology, Evolution and Systematics*, 38(1), 683–712. <https://doi.org/10.1146/annurev.ecolsys.38.091206.095808>
- Manzoni, S., Čapek, P., Porada, P., Thurner, M., Winterdahl, M., Beer, C., et al. (2018). Reviews and syntheses: Carbon use efficiency from organisms to ecosystems—definitions, theories, and empirical evidence. *Biogeosciences*, 15(19), 5929–5949. <https://doi.org/10.5194/bg-15-5929-2018>
- Manzoni, S., Jackson, R. B., Trofymow, J. A., & Porporato, A. (2008). The global stoichiometry of litter nitrogen mineralization. *Science*, 321(5889), 684–686. <https://doi.org/10.1126/science.1159792>
- Mao, X., Sun, T., Zhu, L., Wanek, W., Cheng, Q., Wang, X., et al. (2024). Microbial adaption to stoichiometric imbalances regulated the size of soil mineral-associated organic carbon pool under continuous organic amendments. *Geoderma*, 445, 116883. <https://doi.org/10.1016/j.geoderma.2024.116883>
- Marschmann, G. L., Tang, J., Zhulina, K., Karaoz, U., Cho, H., Le, B., et al. (2024). Life history strategies and niches of soil bacteria emerge from interacting thermodynamic, biophysical, and metabolic traits. *Nature Microbiology*, 9(2), 421–433. <https://doi.org/10.1038/s41564-023-01582-w>
- Marschner, B., Brodowski, S., Dreves, A., Gleixner, G., Gude, A., Grootes, P. M., et al. (2008). How relevant is recalcitrance for the stabilization of organic matter in soils? *Journal of Plant Nutrition and Soil Science*, 171(1), 91–110. <https://doi.org/10.1002/jpln.200700049>
- Mayer, L. M., & Xing, B. (2001). Organic matter – Surface area relationships in acid soils. *Soil Science Society of America Journal*, 65(1), 250–258. <https://doi.org/10.2136/sssaj2001.651250x>
- McMahon, S. K., Wallenstein, M. D., & Schimel, J. P. (2011). A cross-seasonal comparison of active and total bacterial community composition in Arctic tundra soil using bromodeoxyuridine labeling. *Soil Biology and Biochemistry*, 43(2), 287–295. <https://doi.org/10.1016/j.soilbio.2010.10.013>
- Mikutta, R., Kaiser, K., Dörr, N., Vollmer, A., Chadwick, O. A., Chorover, J., et al. (2010). Mineralogical impact on organic nitrogen across a long-term soil chronosequence (0.3–4100 kyr). *Geochimica et Cosmochimica Acta*, 74(7), 2142–2164. <https://doi.org/10.1016/j.gca.2010.01.006>

- Mikutta, R., Turner, S., Schippers, A., Gentsch, N., Meyer-Stüve, S., Condon, L. M., et al. (2019). Microbial and abiotic controls on mineral-associated organic matter in soil profiles along an ecosystem gradient. *Scientific Reports*, 9(1), 10294. <https://doi.org/10.1038/s41598-019-46501-4>
- Miller, A. E., Schimel, J. P., Meixner, T., Sickman, J. O., & Melack, J. M. (2005). Episodic rewetting enhances carbon and nitrogen release from chaparral soils. *Soil Biology and Biochemistry*, 37(12), 2195–2204. <https://doi.org/10.1016/j.soilbio.2005.03.021>
- Miltner, A., Bombach, P., Schmidt-Brücken, B., & Kästner, M. (2012). SOM genesis: Microbial biomass as a significant source. *Biogeochemistry*, 111(1–3), 41–55. <https://doi.org/10.1007/s10533-011-9658-z>
- Moinet, G. Y. K., Moinet, M., Hunt, J. E., Rumpel, C., Chabbi, A., & Millard, P. (2020). Temperature sensitivity of decomposition decreases with increasing soil organic matter stability. *Science of the Total Environment*, 704, 135460. <https://doi.org/10.1016/j.scitotenv.2019.135460>
- Mooshammer, M., Grandy, A. S., Calderón, F., Culman, S., Deen, B., Drijber, R. A., et al. (2022). Microbial feedbacks on soil organic matter dynamics underlying the legacy effect of diversified cropping systems. *Soil Biology and Biochemistry*, 167, 108584. <https://doi.org/10.1016/j.soilbio.2022.108584>
- Motavalli, P. P., Palm, C. A., Parton, W. J., Elliott, E. T., & Frey, S. D. (1995). Soil pH and organic C dynamics in tropical forest soils: Evidence from laboratory and simulation studies. *Soil Biology and Biochemistry*, 27(12), 1589–1599. [https://doi.org/10.1016/0038-0717\(95\)00082-P](https://doi.org/10.1016/0038-0717(95)00082-P)
- Mueller, C. W., Gutsch, M., Kothieringer, K., Leifeld, J., Rethemeyer, J., Brueggemann, N., & Kögel-Knabner, I. (2014). Bioavailability and isotopic composition of CO₂ released from incubated soil organic matter fractions. *Soil Biology and Biochemistry*, 69, 168–178. <https://doi.org/10.1016/j.soilbio.2013.11.006>
- Mueller, C. W., Schlund, S., Prietzel, J., Kögel-Knabner, I., & Gutsch, M. (2012). Soil aggregate destruction by ultrasonication increases soil organic matter mineralization and mobility. *Soil Science Society of America Journal*, 76(5), 1634–1643. <https://doi.org/10.2136/sssaj2011.0186>
- Norton, J. M., Smith, J. L., & Firestone, M. K. (1990). Carbon flow in the rhizosphere of Ponderosa pine seedlings. *Soil Biology*, 22(4), 449–455. [https://doi.org/10.1016/0038-0717\(90\)90177-2](https://doi.org/10.1016/0038-0717(90)90177-2)
- Oades, J. (1988). The retention of organic matter in soils. *Biogeochemistry*, 5(1), 35–70. <https://doi.org/10.1007/bf02180317>
- Or, D., Smets, B. F., Wraith, J. M., Dechesne, A., & Friedman, S. P. (2007). Physical constraints affecting bacterial habitats and activity in unsaturated porous media — A review. *Advances in Water Resources*, 30(6–7), 1505–1527. <https://doi.org/10.1016/j.advwatres.2006.05.025>
- Oren, A., & Chefetz, B. (2012). Sorptive and desorptive fractionation of dissolved organic matter by mineral soil matrices. *Journal of Environmental Quality*, 41(2), 526–533. <https://doi.org/10.2134/jeq2011.0362>
- Parfitt, R. L., Theng, B. K. G., Whitton, J. S., & Shepherd, T. G. (1997). Effects of clay minerals and land use on organic matter pools. *Geoderma*, 75(1–2), 1–12. [https://doi.org/10.1016/s0016-7061\(96\)00079-1](https://doi.org/10.1016/s0016-7061(96)00079-1)
- Parton, W. J., Ojima, D. S., Cole, C. V., & Schimel, D. S. (1994). A general model for soil organic matter dynamics: Sensitivity to litter chemistry, texture and management. *Quantitative modeling of soil forming processes*, 39, 147–167. <https://doi.org/10.2136/sssaspecpub39.c9>
- Parton, W. J., Schimel, D. S., Cole, C. V., & Ojima, D. S. (1987). Analysis of factors controlling soil organic matter levels in Great Plains grasslands. *Soil Science Society of America Journal*, 51(5), 1173–1179. <https://doi.org/10.2136/sssaj1987.03615995005100050015x>
- Paul, E. A. (2016). The nature and dynamics of soil organic matter: Plant inputs, microbial transformations, and organic matter stabilization. *Soil Biology and Biochemistry*, 98, 109–126. <https://doi.org/10.1016/j.soilbio.2016.04.001>
- Paustian, K., Collins, H. P., & Paul, E. A. (1997). Management controls on soil carbon. In E. A. Paul, K. Paustian, E. T. Elliott, & C. V. Cole (Eds.), *Soil organic matter in temperate agroecosystems* (pp. 15–49). CRC Press.
- Peng, X., Zhu, Q., Zhang, Z., & Hallett, P. D. (2017). Combined turnover of carbon and soil aggregates using rare earth oxides and isotopically labelled carbon as tracers. *Soil Biology and Biochemistry*, 109, 81–94. <https://doi.org/10.1016/j.soilbio.2017.02.002>
- Perveen, N., Barot, S., Maire, V., Cotrufo, M. F., Shahzad, T., Blagodatskaya, E., et al. (2019). Universality of priming effect: An analysis using thirty five soils with contrasted properties sampled from five continents. *Soil Biology and Biochemistry*, 134, 162–171. <https://doi.org/10.1016/j.soilbio.2019.03.027>
- Phillips, R. P., Brzostek, E., & Midgley, M. G. (2013). The mycorrhizal-associated nutrient economy: A new framework for predicting carbon–nutrient couplings in temperate forests. *New Phytologist*, 199(1), 41–51. <https://doi.org/10.1111/nph.12221>
- Pierson, D., Evans, L., Kayhani, K., Bowden, R. D., Nadelhoffer, K., Simpson, M., & Lajtha, K. (2021). Mineral stabilization of soil carbon is suppressed by live roots, outweighing influences from litter quality or quantity. *Biogeochemistry*, 154(3), 433–449. <https://doi.org/10.1007/s10533-021-00804-9>
- Pierson, D., Lohse, K. A., Wieder, W. R., Patton, N. R., Facer, J., de Graaff, M.-A., et al. (2022). Optimizing process-based models to predict current and future soil organic carbon stocks at high-resolution. *Scientific Reports*, 12, 1–15. <https://doi.org/10.1038/s41598-022-14224-8>
- Poeplau, C., Begill, N., & Don, A. (2023). Response to: “The robust concept of mineral-associated organic matter saturation: A letter to Begill et al. (2023)”. *Global Change Biology*, 29(21), e4–e6. <https://doi.org/10.1111/gcb.16920>
- Poeplau, C., Don, A., Six, J., Kaiser, M., Benbi, D., Chenu, C., et al. (2018). Isolating organic carbon fractions with varying turnover rates in temperate agricultural soils—A comprehensive method comparison. *Soil Biology and Biochemistry*, 125, 10–26. <https://doi.org/10.1016/j.soilbio.2018.06.025>
- Poirier, N., Sohi, S. P., Gaunt, J. L., Mahieu, N., Randall, E. W., Powlson, D. S., & Evershed, R. P. (2005). The chemical composition of measurable soil organic matter pools. *Organic Geochemistry*, 36(8), 1174–1189. <https://doi.org/10.1016/j.orggeochem.2005.03.005>
- Possinger, A. R., Zachman, M. J., Enders, A., Levin, B. D., Muller, D. A., Kourkoutis, L. F., & Lehmann, J. (2020). Organo–organic and organo–mineral interfaces in soil at the nanometer scale. *Nature Communications*, 11, 1–11. <https://doi.org/10.1038/s41467-020-19792-9>
- Post, W. M., King, A. W., & Wullschlegel, S. D. (1996). Soil organic matter models and global estimates of soil organic carbon. In D. S. Powlson, P. Smith, & J. U. Smith (Eds.), *Evaluations of soil organic matter models* (Vol. 38, pp. 201–222). Springer. <https://doi.org/10.1007/978-3-642-61094-3>
- Prashar, P., Kapoor, N., & Sachdeva, S. (2014). Rhizosphere: Its structure, bacterial diversity and significance. *Reviews in Environmental Science and Biotechnology*, 13(1), 63–77. <https://doi.org/10.1007/s11557-013-9317-z>
- Prescott, C. E. (2010). Litter decomposition: What controls it and how can we alter it to sequester more carbon in forest soils? *Biogeochemistry*, 101(1–3), 133–149. <https://doi.org/10.1007/s10533-010-9439-0>
- Preston, C. M., Nault, J. R., & Trofymow, J. (2009). Chemical changes during 6 years of decomposition of 11 litters in some Canadian forest sites. Part 2. 13 C abundance, solid-state 13 C NMR spectroscopy and the meaning of “lignin”. *Ecosystems*, 12(7), 1078–1102. <https://doi.org/10.1007/s10021-009-9267-z>
- Pulleman, M., Six, J., Van Breemen, N., & Jongmans, A. (2005). Soil organic matter distribution and microaggregate characteristics as affected by agricultural management and earthworm activity. *European Journal of Soil Science*, 56(4), 453–467. <https://doi.org/10.1111/j.1365-2389.2004.00696.x>

- Rashad, M., Dultz, S., & Guggenberger, G. (2010). Dissolved organic matter release and retention in an alkaline soil from the Nile River Delta in relation to surface charge and electrolyte type. *Geoderma*, 158(3), 385–391. <https://doi.org/10.1016/j.geoderma.2010.06.007>
- Rasmussen, C., Heckman, K., Wieder, W. R., Keiluweit, M., Lawrence, C. R., Berhe, A. A., et al. (2018). Beyond clay: Towards an improved set of variables for predicting soil organic matter content. *Biogeochemistry*, 137(3), 297–306. <https://doi.org/10.1007/s10533-018-0424-3>
- Rasse, D. P., Rumpel, C., & Dignac, M.-F. (2005). Is soil carbon mostly root carbon? Mechanisms for a specific stabilisation. *Plant and Soil*, 269(1–2), 341–356. <https://doi.org/10.1007/s11104-004-0907-y>
- Rawlins, B. G., Wragg, J., Reinhard, C., Atwood, R. C., Houston, A., Lark, R. M., & Rudolph, S. (2016). Three-dimensional soil organic matter distribution, accessibility and microbial respiration in macroaggregates using osmium staining and synchrotron X-ray computed tomography. *Soils*, 2(4), 659–671. <https://doi.org/10.5194/soil-2-659-2016>
- Raynaud, X., & Nunan, N. (2014). Spatial ecology of bacteria at the microscale in soil. *PLoS One*, 9(1), e87217. <https://doi.org/10.1371/journal.pone.0087217>
- Read, D., & Perez-Moreno, J. (2003). Mycorrhizas and nutrient cycling in ecosystems—a journey towards relevance? *New Phytologist*, 157(3), 475–492. <https://doi.org/10.1046/j.1469-8137.2003.00704.x>
- Riley, W. J., Maggi, F., Kleber, M., Torn, M. S., Tang, J. Y., Dwivedi, D., & Guerry, N. (2014). Long residence times of rapidly decomposable soil organic matter: Application of a multi-phase, multi-component, and vertically resolved model (BAMS1) to soil carbon dynamics. *Geoscientific Model Development*, 7(4), 1335–1355. <https://doi.org/10.5194/gmd-7-1335-2014>
- Rocci, K. S., Cleveland, C. C., Eastman, B. A., Georgiou, K., Grandy, A. S., Hartman, M. D., et al. (2024). Aligning theoretical and empirical representations of soil carbon-to-nitrogen stoichiometry with process-based terrestrial biogeochemistry models. *Soil Biology and Biochemistry*, 189, 109272. <https://doi.org/10.1016/j.soilbio.2023.109272>
- Rodrigues, L. A. T., Giacomini, S. J., Dieckow, J., Cherubin, M. R., Ottonelli, A. S., & Bayer, C. (2022). Carbon saturation deficit and litter quality drive the stabilization of litter-derived C in mineral-associated organic matter in long-term no-till soil. *Catena*, 219, 106590. <https://doi.org/10.1016/j.catena.2022.106590>
- Rousk, K., Michelsen, A., & Rousk, J. (2016). Microbial control of soil organic matter mineralization responses to labile carbon in subarctic climate change treatments. *Global Change Biology*, 22(12), 4150–4161. <https://doi.org/10.1111/gcb.13296>
- Rovira, A., & Greacen, E. (1957). The effect of aggregate disruption on the activity of microorganisms in the soil. *Australian Journal of Agricultural Research*, 8(6), 659–673. <https://doi.org/10.1071/ar9570659>
- Rumpel, C., & Kögel-Knabner, I. (2011). Deep soil organic matter—A key but poorly understood component of terrestrial C cycle. *Plant and Soil*, 338(1–2), 143–158. <https://doi.org/10.1007/s11104-010-0391-5>
- Sanderman, J., Baldock, J. A., & Amundson, R. (2008). Dissolved organic carbon chemistry and dynamics in contrasting forest and grassland soils. *Biogeochemistry*, 89(2), 181–198. <https://doi.org/10.1007/s10533-008-9211-x>
- Sanderman, J., & Grandy, A. S. (2020). Ramped thermal analysis for isolating biologically meaningful soil organic matter fractions with distinct residence times. *Soils*, 6(1), 131–144. <https://doi.org/10.5194/soil-6-131-2020>
- Schiedung, M., Don, A., Beare, M. H., & Abiven, S. (2023). Soil carbon losses due to priming moderated by adaptation and legacy effects. *Nature Geoscience*, 16(10), 909–914. <https://doi.org/10.1038/s41561-023-01275-3>
- Schimel, D. S., Braswell, B., Holland, E. A., McKeown, R., Ojima, D. S., Painter, T. H., et al. (1994). Climatic, edaphic, and biotic controls over storage and turnover of carbon in soils. *Global Biogeochemical Cycles*, 8(3), 279–293. <https://doi.org/10.1029/94gb00993>
- Schimel, J. P. (2018). Life in dry soils: Effects of drought on soil microbial communities and processes. *Annual Review of Ecology Evolution and Systematics*, 49(1), 409–432. <https://doi.org/10.1146/annurev-ecolsys-110617-062614>
- Schimel, J. P., & Schaeffer, S. M. (2012). Microbial control over carbon cycling in soil. *Frontiers in Microbiology*, 3, 348. <https://doi.org/10.3389/fmicb.2012.00348>
- Schlüter, S., Leuther, F., Albrecht, L., Hoeschen, C., Kilian, R., Surey, R., et al. (2022). Microscale carbon distribution around pores and particulate organic matter varies with soil moisture regime. *Nature Communications*, 13(1), 2098. <https://doi.org/10.1038/s41467-022-29605-w>
- Schmatz, R., Recous, S., Aita, C., Tahir, M. M., Schu, A. L., Chaves, B., & Giacomini, S. J. (2017). Crop residue quality and soil type influence the priming effect but not the fate of crop residue C. *Plant and Soil*, 414(1–2), 229–245. <https://doi.org/10.1007/s11104-016-3120-x>
- Schmidt, M., & Kögel-Knabner, I. (2002). Organic matter in particle-size fractions from A and B horizons of a Haplic Alisol. *European Journal of Soil Science*, 53(3), 383–391. <https://doi.org/10.1046/j.1365-2389.2002.00460.x>
- Schmidt, M. W. I., Torn, M. S., Abiven, S., Dittmar, T., Guggenberger, G., Janssens, I. A., et al. (2011). Persistence of soil organic matter as an ecosystem property. *Nature*, 478(7367), 49–56. <https://doi.org/10.1038/nature10386>
- Schweigert, M., Herrmann, S., Miltner, A., Fester, T., & Kästner, M. (2015). Fate of ectomycorrhizal fungal biomass in a soil bioreactor system and its contribution to soil organic matter formation. *Soil Biology and Biochemistry*, 88, 120–127. <https://doi.org/10.1016/j.soilbio.2015.05.012>
- Schweizer, S. A. (2022). Perspectives from the Fritz-Scheffer Awardee 2021: Soil organic matter storage and functions determined by patchy and piled-up arrangements at the microscale. *Journal of Plant Nutrition and Soil Science*, 185(6), 694–706. <https://doi.org/10.1002/jpln.202200217>
- See, C. R., Keller, A. B., Hobbie, S. E., Kennedy, P. G., Weber, P. K., & Pett-Ridge, J. (2022). Hyphae move matter and microbes to mineral microsites: Integrating the hyphosphere into conceptual models of soil organic matter stabilization. *Global Change Biology*, 28(8), 2527–2540. <https://doi.org/10.1111/gcb.16073>
- Segoli, M., De Gryze, S., Dou, F., Lee, J., Post, W. M., Deneff, K., & Six, J. (2013). AggModel: A soil organic matter model with measurable pools for use in incubation studies. *Ecological Modelling*, 263, 1–9. <https://doi.org/10.1016/j.ecolmodel.2013.04.010>
- Sextstone, A. J., Revsbech, N. P., Parkin, T. B., & Tiedje, J. M. (1985). Direct measurement of oxygen profiles and denitrification rates in soil aggregates. *Soil Science Society of America Journal*, 49(3), 645–651. <https://doi.org/10.2136/sssaj1985.03615995004900030024x>
- Shaaban, M., Wu, L., Peng, Q.-A., van Zwieten, L., Chhajro, M. A., Wu, Y., et al. (2017). Influence of ameliorating soil acidity with dolomite on the priming of soil C content and CO₂ emission. *Environmental Science and Pollution Research*, 24(10), 9241–9250. <https://doi.org/10.1007/s11356-017-8602-8>
- Sharma, S. B., Sayyed, R. Z., Trivedi, M. H., & Gobi, T. A. (2013). Phosphate solubilizing microbes: Sustainable approach for managing phosphorus deficiency in agricultural soils. *SpringerPlus*, 2(1), 587. <https://doi.org/10.1186/2193-1801-2-587>
- Shi, A., Chakrawal, A., Manzoni, S., Fischer, B. M., Nunan, N., & Herrmann, A. M. (2021). Substrate spatial heterogeneity reduces soil microbial activity. *Soil Biology and Biochemistry*, 152, 108068. <https://doi.org/10.1016/j.soilbio.2020.108068>
- Shi, Z., Allison, S. D., He, Y., Levine, P. A., Hoyt, A. M., Beem-Miller, J., et al. (2020). The age distribution of global soil carbon inferred from radiocarbon measurements. *Nature Geoscience*, 13(8), 555–559. <https://doi.org/10.1038/s41561-020-0596-z>
- Shipper, L., Hobbs, J., Rutledge, S., & Arcus, V. (2014). Thermodynamic theory explains the temperature optima of soil microbial processes and high Q10 values at low temperatures. *Global Change Biology*, 20(11), 3578–3586. <https://doi.org/10.1111/gcb.12596>
- Sierra, C. A., Müller, M., Metzler, H., Manzoni, S., & Trumbore, S. E. (2017). The muddle of ages, turnover, transit, and residence times in the carbon cycle. *Global Change Biology*, 23(5), 1763–1773. <https://doi.org/10.1111/gcb.13556>

- Sierra, C. A., Trumbore, S. E., Davidson, E. A., Vicca, S., & Janssens, I. (2016). Sensitivity of decomposition rates of soil organic matter with respect to simultaneous changes in temperature and moisture. *Journal of Advances in Modeling Earth Systems*, 8(1), 1180–1209. <https://doi.org/10.1002/2014MS000358>
- Simonson, R. W. (1959). Outline of a generalized theory of soil genesis. *Soil Science Society of America Journal*, 23(2), 152–156. <https://doi.org/10.2136/sssaj1959.03615995002300020021x>
- Singh, M., Sarkar, B., Biswas, B., Churchman, J., & Bolan, N. S. (2016). Adsorption-desorption behavior of dissolved organic carbon by soil clay fractions of varying mineralogy. *Geoderma*, 280, 47–56. <https://doi.org/10.1016/j.geoderma.2016.06.005>
- Sistla, S. A., Rastetter, E. B., & Schimel, J. P. (2014). Responses of a tundra system to warming using SCAMPS: A stoichiometrically coupled, acclimating microbe–plant–soil model. *Ecological Monographs*, 84(1), 151–170. <https://doi.org/10.1890/12-2119.1>
- Six, J., Conant, R. T., Paul, E. A., & Paustian, K. (2002). Stabilization mechanisms of soil organic matter: Implications for C-saturation of soils. *Plant and Soil*, 241(2), 155–176. <https://doi.org/10.1023/a:1016125726789>
- Six, J., Elliott, E. T., & Paustian, K. (2000). Soil macroaggregate turnover and microaggregate formation: A mechanism for C sequestration under no-tillage agriculture. *Soil Biology and Biochemistry*, 32(14), 2099–2103. [https://doi.org/10.1016/s0038-0717\(00\)00179-6](https://doi.org/10.1016/s0038-0717(00)00179-6)
- Six, J., Frey, S. D., Thiet, R. K., & Batten, K. M. (2006). Bacterial and fungal contributions to carbon sequestration in agroecosystems. *Soil Science Society of America Journal*, 70(2), 555–569. <https://doi.org/10.2136/sssaj2004.0347>
- Skjemstad, J. O., Clarke, P., Taylor, J., Oades, J., & McClure, S. G. (1996). The chemistry and nature of protected carbon in soil. *Soil Research*, 34(2), 251–271. <https://doi.org/10.1071/sr9960251>
- Sokol, N. W., & Bradford, M. A. (2019). Microbial formation of stable soil carbon is more efficient from belowground than aboveground input. *Nature Geoscience*, 12(1), 46–53. <https://doi.org/10.1038/s41561-018-0258-6>
- Sokol, N. W., Sanderman, J., & Bradford, M. A. (2019). Pathways of mineral-associated soil organic matter formation: Integrating the role of plant carbon source, chemistry, and point of entry. *Global Change Biology*, 25(1), 12–24. <https://doi.org/10.1111/gcb.14482>
- Sokol, N. W., Whalen, E. D., Jilling, A., Kallenbach, C., Pett-Ridge, J., & Georgiou, K. (2022). The global distribution, formation, and fate of mineral-associated soil organic matter under a changing climate—A trait-based perspective. *Functional Ecology*, 36(6), 1411–1429. <https://doi.org/10.1111/1365-2435.14040>
- Solberg, E. D., Nyborg, M., Izaurrealde, R. C., Malhi, S. S., Janzen, H. H., & Molina-Ayala, M. (1997). Carbon storage in soils under continuous cereal grain cropping: N fertilizer and straw. In R. Lal, J. M. Kimble, R. F. Follett, & B. A. Stewart (Eds.), *Management of carbon sequestration in soil* (pp. 235–254). CRC Press.
- Sollins, P., Homann, P., & Caldwell, B. A. (1996). Stabilization and destabilization of soil organic matter: Mechanisms and controls. *Geoderma*, 74(1–2), 65–105. [https://doi.org/10.1016/s0016-7061\(96\)00036-5](https://doi.org/10.1016/s0016-7061(96)00036-5)
- Sorensen, L. H. (1981). Carbon-nitrogen relationships during the humification of cellulose in soils containing different amounts of clay. *Soil Biology and Biochemistry*, 13(4), 313–321. [https://doi.org/10.1016/0038-0717\(81\)90068-7](https://doi.org/10.1016/0038-0717(81)90068-7)
- Sparks, D. L., Singh, B., & Siebecker, M. G. (2024). Chapter 3 - chemistry of soil organic matter. In D. L. Sparks, B. Singh, & M. G. Siebecker, (Eds.). *Environmental soil chemistry*. (3rd ed., pp. 105–167). Academic Press.
- Sridhar, B., Wilhelm, R. C., Debenport, S. J., Fahey, T. J., Buckley, D. H., & Goodale, C. L. (2022). Microbial community shifts correspond with suppression of decomposition 25 years after liming of acidic forest soils. *Global Change Biology*, 28(18), 5399–5415. <https://doi.org/10.1111/gcb.16321>
- Staunton, J., & Weissmann, K. J. (2001). Polyketide biosynthesis: A millennium review. *Natural Product Reports*, 18(4), 380–416. <https://doi.org/10.1039/a909079g>
- Stewart, C. E., Paustian, K., Conant, R. T., Plante, A. F., & Six, J. (2007). Soil carbon saturation: Concept, evidence and evaluation. *Biogeochemistry*, 86(1), 19–31. <https://doi.org/10.1007/s10533-007-9140-0>
- Stewart, C. E., Plante, A. F., Paustian, K., Conant, R. T., & Six, J. (2008). Soil carbon saturation: Linking concept and measurable carbon pools. *Soil Science Society of America Journal*, 72(2), 379–392. <https://doi.org/10.2136/sssaj2007.0104>
- Sulman, B. N., Brzostek, E. R., Medici, C., Shevliakova, E., Menge, D. N., & Phillips, R. P. (2017). Feedbacks between plant N demand and rhizosphere priming depend on type of mycorrhizal association. *Ecology Letters*, 20(8), 1043–1053. <https://doi.org/10.1111/ele.12802>
- Sulman, B. N., Moore, J. A. M., Abramoff, R., Averill, C., Kivlin, S. N., Georgiou, K., et al. (2018). Multiple models and experiments underscore large uncertainty in soil carbon dynamics. *Biogeochemistry Letters*, 14(12), 109–123. <https://doi.org/10.1007/s10533-018-0509-z>
- Sulman, B. N., Phillips, R. P., Oishi, A. C., Shevliakova, E., & Pacala, S. W. (2014). Microbe-driven turnover offsets mineral-mediated storage of soil carbon under elevated CO₂. *Nature Climate Change*, 4(12), 1099–1102. <https://doi.org/10.1038/nclimate2436>
- Tamura, M., Suseela, V., Simpson, M., Powell, B., & Tharayil, N. (2017). Plant litter chemistry alters the content and composition of organic carbon associated with soil mineral and aggregate fractions in invaded ecosystems. *Global Change Biology*, 23(10), 4002–4018. <https://doi.org/10.1111/gcb.13751>
- Tamura, M., & Tharayil, N. (2014). Plant litter chemistry and microbial priming regulate the accrual, composition and stability of soil carbon in invaded ecosystems. *New Phytologist*, 203(1), 110–124. <https://doi.org/10.1111/nph.12795>
- Tan, K. H. (2003). *Humic matter in soil and the environment: Principles and controversies*. CRC press.
- Tang, J., & Riley, W. J. (2015). Weaker soil carbon–climate feedbacks resulting from microbial and abiotic interactions. *Nature Climate Change*, 5(1), 56–60. <https://doi.org/10.1038/nclimate2438>
- Tang, J., & Riley, W. J. (2023). A reanalysis of the foundations of the macromolecular rate theory. *Biogeosciences Discussions*, 2023, 1–18.
- Tao, F., Huang, Y., Hungate, B. A., Manzoni, S., Frey, S. D., Schmidt, M. W. I., et al. (2023). Microbial carbon use efficiency promotes global soil carbon storage. *Nature*, 618(7967), 981–985. <https://doi.org/10.1038/s41586-023-06042-3>
- Tatzber, M., Stemmer, M., Spiegel, H., Katzlberger, C., Zehetner, F., Haberhauer, G., et al. (2009). Decomposition of carbon-14-labeled organic amendments and humic acids in a long-term field experiment. *Soil Science Society of America Journal*, 73(3), 744–750. <https://doi.org/10.2136/sssaj2008.0235>
- Theng, B. K. G., Tate, K. R., & Becker-Heidmann, P. (1992). Towards establishing the age, location, and identity of the inert soil organic matter of a spodosol. *Zeitschrift für Pflanzenernährung und Bodenkunde*, 155(3), 181–184. <https://doi.org/10.1002/jpln.19921550304>
- Tipping, E. (2002). *Cation binding by humic substances*. Cambridge University Press.
- Tipping, E., Somerville, C. J., & Luster, J. (2016). The C: N: P: S stoichiometry of soil organic matter. *Biogeochemistry*, 130(1–2), 117–131. <https://doi.org/10.1007/s10533-016-0247-z>
- Tisdall, J. M., & Oades, J. M. (1982). Organic matter and water-stable aggregates in soils. *Journal of Soil Science*, 33(2), 141–163. <https://doi.org/10.1111/j.1365-2389.1982.tb01755.x>
- Tisserant, E., Malbreil, M., Kuo, A., Kohler, A., Symeonidi, A., Balestrini, R., et al. (2013). Genome of an arbuscular mycorrhizal fungus provides insight into the oldest plant symbiosis. *Proceedings of the National Academy of Sciences*, 110(50), 20117–20122. <https://doi.org/10.1073/pnas.1313452110>

- Totsche, K. U., Amelung, W., Gerzabek, M. H., Guggenberger, G., Klumpp, E., Knief, C., et al. (2018). Microaggregates in soils. *Journal of Plant Nutrition and Soil Science*, 181(1), 104–136. <https://doi.org/10.1002/jpln.201600451>
- Vaughn, L. J., & Torn, M. S. (2019). 14 C evidence that millennial and fast-cycling soil carbon are equally sensitive to warming. *Nature Climate Change*, 9(6), 467–471. <https://doi.org/10.1038/s41558-019-0468-y>
- Villarino, S. H., Pinto, P., Jackson, R. B., & Piñeiro, G. (2021). Plant rhizodeposition: A key factor for soil organic matter formation in stable fractions. *Science Advances*, 7(16), eabd3176. <https://doi.org/10.1126/sciadv.abd3176>
- Villarino, S. H., Talab, E., Contisciani, L., Videla, C., Di Geronimo, P., Mastrángelo, M. E., et al. (2023). A large nitrogen supply from the stable mineral-associated soil organic matter fraction. *Biology and Fertility of Soils*, 59(7), 833–841. <https://doi.org/10.1007/s00374-023-01755-z>
- von Lützow, M., Kogel-Knabner, I., Ekschmitt, K., Matzner, E., Guggenberger, G., Marschner, B., & Flessa, H. (2006). Stabilization of organic matter in temperate soils: Mechanisms and their relevance under different soil conditions - A review. *European Journal of Soil Science*, 57(4), 426–445. <https://doi.org/10.1111/j.1365-2389.2006.00809.x>
- von Lützow, M., Kogel-Knabner, I., Ekschmitt, K., Flessa, H., Guggenberger, G., Matzner, E., & Marschner, B. (2007). SOM fractionation methods: Relevance to functional pools and to stabilization mechanisms. *Soil Biology and Biochemistry*, 39(9), 2183–2207. <https://doi.org/10.1016/j.soilbio.2007.03.007>
- von Lützow, M., & Kogel-Knabner, I. (2009). Temperature sensitivity of soil organic matter decomposition-what do we know? *Biology and Fertility of Soils*, 46, 1–15. <https://doi.org/10.1007/s00374-009-0413-8>
- von Lützow, M., Kögel-Knabner, I., Ludwig, B., Matzner, E., Flessa, H., Ekschmitt, K., et al. (2008). Stabilization mechanisms of organic matter in four temperate soils: Development and application of a conceptual model. *Journal of Plant Nutrition and Soil Science*, 171(1), 111–124. <https://doi.org/10.1002/jpln.200700047>
- Voroney, R., Paul, E., & Anderson, D. (1989). Decomposition of wheat straw and stabilization of microbial products. *Canadian Journal of Soil Science*, 69(1), 63–77. <https://doi.org/10.4141/cjss89-007>
- Wagai, R., Kajiura, M., & Asano, M. (2020). Iron and aluminum association with microbially processed organic matter via meso-density aggregate formation across soils: Organo-metallic glue hypothesis. *Soils*, 6(2), 597–627. <https://doi.org/10.5194/soil-6-597-2020>
- Walse, C., Berg, B., & Sverdrup, H. (1998). Review and synthesis of experimental data on organic matter decomposition with respect to the effect of temperature, moisture, and acidity. *Environmental Reviews*, 6(1), 25–40. <https://doi.org/10.1139/a98-001>
- Wang, B., An, S., Liang, C., Liu, Y., & Kuzyakov, Y. (2021). Microbial necromass as the source of soil organic carbon in global ecosystems. *Soil Biology and Biochemistry*, 162, 108422. <https://doi.org/10.1016/j.soilbio.2021.108422>
- Wang, G., Post, W. M., & Mayes, M. A. (2013). Development of microbial-enzyme-mediated decomposition model parameters through steady-state and dynamic analyses. *Ecological Applications*, 23(1), 255–272. <https://doi.org/10.1890/12-0681.1>
- Wang, Q., Zeng, Z., & Zhong, M. (2016). Soil moisture alters the response of soil organic carbon mineralization to litter addition. *Ecosystems*, 19(3), 450–460. <https://doi.org/10.1007/s10021-015-9941-2>
- Wang, Y., Law, R., & Pak, B. (2010). A global model of carbon, nitrogen and phosphorus cycles for the terrestrial biosphere. *Biogeosciences*, 7, 2261–2282. <https://doi.org/10.5194/bg-7-2261-2010>
- Waring, B. G., Sulman, B. N., Reed, S., Smith, A. P., Averill, C., Creamer, C. A., et al. (2020). From pools to flow: The PROMISE framework for new insights on soil carbon cycling in a changing world. *Global Change Biology*, 26(12), 6631–6643. <https://doi.org/10.1111/gcb.15365>
- Weng, Z., Lehmann, J., Van Zwieten, L., Joseph, S., Archanjo, B. S., Cowie, B., et al. (2022). Probing the nature of soil organic matter. *Critical Reviews in Environmental Science and Technology*, 52(22), 4072–4093. <https://doi.org/10.1080/10643389.2021.1980346>
- Whalen, E. D., Grandy, A. S., Geyer, K. M., Morrison, E. W., & Frey, S. D. (2024). Microbial trait multi-functionality drives SOM formation potential. *bioRxiv*. <http://doi.org/10.1101/2024.05.24.595733>
- Whalen, E. D., Grandy, A. S., Sokol, N. W., Keiluweit, M., Ernakovich, J., Smith, R. G., & Frey, S. D. (2022). Clarifying the evidence for microbial- and plant-derived soil organic matter, and the path towards a more quantitative understanding. *Global Change Biology*, 28(24), 7167–7185. <https://doi.org/10.1111/gcb.16413>
- Wieder, W., Grandy, A., Kallenbach, C., Taylor, P., & Bonan, G. (2015). Representing life in the Earth system with soil microbial functional traits in the MIMICS model. *Geoscientific Model Development*, 8(6), 1789–1808. <https://doi.org/10.5194/gmd-8-1789-2015>
- Wieder, W. R., Bochnert, J., & Bonan, G. B. (2014). Evaluating soil biogeochemistry parameterizations in Earth system models with observations. *Global Biogeochemical Cycles*, 28(3), 211–222. <https://doi.org/10.1002/2013gb004665>
- Wieder, W. R., Bonan, G. B., & Allison, S. D. (2013). Global soil carbon projections are improved by modelling microbial processes. *Nature Climate Change*, 3(10), 909–912. <https://doi.org/10.1038/nclimate1951>
- Wieder, W. R., Sulman, B. N., Hartman, M. D., Koven, C. D., & Bradford, M. A. (2019). Arctic soil governs whether climate change drives global losses or gains in soil carbon. *Geophysical Research Letters*, 46(24), 14486–14495. <https://doi.org/10.1029/2019gl085543>
- Witzgall, K., Vidal, A., Schubert, D. I., Höschen, C., Schweizer, S. A., Buegger, F., et al. (2021). Particulate organic matter as a functional soil component for persistent soil organic carbon. *Nature Communications*, 12(1), 4115. <https://doi.org/10.1038/s41467-021-24192-8>
- Wutzler, T., Reimers, C., Ahrens, B., & Schrupf, M. (2023). Optimal enzyme allocation leads to the constrained enzyme hypothesis: The Soil Enzyme Steady Allocation Model (SESAM v3. 1). *EGUsphere*, 2023, 1–28.
- Xiao, K.-Q., Liang, C., Wang, Z., Peng, J., Zhao, Y., Zhang, M., et al. (2023). Beyond microbial carbon use efficiency. *Earth ArXiv*. <https://doi.org/10.31223/x5696n>
- Xing, W., Lu, X., Ying, J., Lan, Z., Chen, D., & Bai, Y. (2022). Disentangling the effects of nitrogen availability and soil acidification on microbial taxa and soil carbon dynamics in natural grasslands. *Soil Biology and Biochemistry*, 164, 108495. <https://doi.org/10.1016/j.soilbio.2021.108495>
- Yang, Y., Dou, Y., Wang, B., Wang, Y., Liang, C., An, S., et al. (2022). Increasing contribution of microbial residues to soil organic carbon in grassland restoration chronosequence. *Soil Biology and Biochemistry*, 170, 108688. <https://doi.org/10.1016/j.soilbio.2022.108688>
- Young, I. M., & Crawford, J. W. (2004). Interactions and self-organization in the soil-microbe complex. *Science*, 304(5677), 1634–1637. <https://doi.org/10.1126/science.1097394>
- Yu, W., Huang, W., Weintraub-Leff, S. R., & Hall, S. J. (2022). Where and why do particulate organic matter (POM) and mineral-associated organic matter (MAOM) differ among diverse soils? *Soil Biology and Biochemistry*, 172, 108756. <https://doi.org/10.1016/j.soilbio.2022.108756>
- Zak, D. R., Pellitier, P. T., Argiroff, W. A., Castillo, B., James, T. Y., Nave, L. E., et al. (2019). Exploring the role of ectomycorrhizal fungi in soil carbon dynamics. *New Phytologist*, 223(1), 33–39. <https://doi.org/10.1111/nph.15679>
- Zhang, H., Goll, D. S., Wang, Y.-P., Ciais, P., Wieder, W. R., Abramoff, R., et al. (2020). Microbial dynamics and soil physicochemical properties explain large-scale variations in soil organic carbon. *Global Change Biology*, 26(4), 2668–2685. <https://doi.org/10.1111/gcb.14994>

- Zhang, Y., Lavallee, J. M., Robertson, A. D., Even, R., Ogle, S. M., Paustian, K., & Cotrufo, M. F. (2021). Simulating measurable ecosystem carbon and nitrogen dynamics with the mechanistically defined MEMS 2.0 model. *Biogeosciences*, 18(10), 3147–3171. <https://doi.org/10.5194/bg-18-3147-2021>
- Zhao, Q., Poulson, S. R., Obrist, D., Sumaila, S., Dynes, J. J., McBeth, J. M., & Yang, Y. (2016). Iron-bound organic carbon in forest soils: Quantification and characterization. *Biogeosciences*, 13(16), 4777–4788. <https://doi.org/10.5194/bg-13-4777-2016>
- Zhao, Q., Thompson, A. M., Callister, S. J., Tfaily, M. M., Bell, S. L., Hobbie, S. E., & Hofmockel, K. S. (2022). Dynamics of organic matter molecular composition under aerobic decomposition and their response to the nitrogen addition in grassland soils. *Science of the Total Environment*, 806(1), 150514. <https://doi.org/10.1016/j.scitotenv.2021.150514>
- Zheng, T., Xie, H., Thompson, G. L., Bao, X., Deng, F., Yan, E., et al. (2021). Shifts in microbial metabolic pathway for soil carbon accumulation along subtropical forest succession. *Soil Biology and Biochemistry*, 160, 108335. <https://doi.org/10.1016/j.soilbio.2021.108335>
- Zhou, J., Chen, S., Yan, L., Wang, J., Jiang, M., Liang, J., et al. (2021). A comparison of linear conventional and nonlinear microbial models for simulating pulse dynamics of soil heterotrophic respiration in a semi-arid grassland. *Journal of Geophysical Research: Biogeosciences*, 126(5), e2020JG006120. <https://doi.org/10.1029/2020jg006120>
- Zhu, X., Zhang, Z., Wang, Q., Peñuelas, J., Sardans, J., Lambers, H., et al. (2022). More soil organic carbon is sequestered through the mycelium pathway than through the root pathway under nitrogen enrichment in an alpine forest. *Global Change Biology*, 28(16), 4947–4961. <https://doi.org/10.1111/gcb.16263>