

# PACIFIC ISLANDS FISHERIES SCIENCE CENTER



## **Fishery Statistics of the Western Pacific**

Volume 30

Territory of American Samoa (2013)

Commonwealth of the Northern Mariana Islands (2013)

Territory of Guam (2013)

State of Hawai'i (2013)

M. Kimberly Lowe, Karen R. Brousseau, Ashley S. Tomita, Michael M. C. Quach,  
Diosdado Gonzales, Anna Regis, Grace Kagami, Volita Hunkin, and Yvonne Mika

2024

Administrative Report H-24-02



# Fishery Statistics of the Western Pacific

M. Kimberly Lowe<sup>1</sup>, Karen R. Brousseau<sup>2</sup>, Ashley S. Tomita<sup>2</sup>, Michael M. C. Quach<sup>1</sup>, Diosdado Gonzales<sup>2</sup>, Anna Regis<sup>2</sup>, Grace Kagami<sup>2</sup>, Volita Hunkin, and Yvonne Mika

<sup>1</sup>National Marine Fisheries Service  
Pacific Islands Fisheries Science Center  
1845 Wasp Boulevard, Honolulu, Hawaii 96818-5007

<sup>2</sup>Joint Institute for Marine and Atmospheric Research  
1000 Pope Road  
University of Hawaii, Manoa  
Honolulu, Hawaii 96822

NOAA Administrative Report H-24-02

September 2024



U.S. Department of Commerce  
Gina Raimondo, Secretary

National Oceanic and Atmospheric Administration  
Richard W. Spinrad, Ph.D., NOAA Administrator

National Marine Fisheries Service  
Janet Coit, Assistant Administrator for Fisheries

## **About this report**

Pacific Islands Fisheries Science Center Administrative Reports are issued to promptly disseminate scientific and technical information to marine resource managers, scientists, and the general public. Their contents cover a range of topics, including biological and economic research, stock assessment, trends in fisheries, and other subjects. Administrative Reports typically have not been reviewed outside the Center. As such, they are considered informal publications. The material presented in Administrative Reports may later be published in the formal scientific literature after more rigorous verification, editing, and peer review.

It should be noted that these data summaries were produced by July 2016, using the best available data and methods standardized across the region over decades. These methods are constantly being improved and changes may also occur when data are received after normal deadlines. Since 2017, WPacFIN has provided access to the best available summary fisheries data for the region via the [WPacFIN Data Portal](#). This report is being published, despite delays, to finalize the record of the available time series prior to implementation of the data portal.

Other publications are free to cite Administrative Reports as they wish provided the informal nature of the contents is clearly indicated and proper credit is given to the author(s).

Administrative Reports may be cited as follows:

Lowe, M.K., Brousseau, K.R., Tomita, A.S., Quach, M.M.C., Gonzales, D., Regis, A., Kagami, G., Hunkin, V., and Mika, Y. (2024). Fishery Statistics of the Western Pacific, Volume 30. Pacific Islands Fish. Sci. Cent. Admin. Rep. H-24-02, var. 292 p.  
<https://doi.org/10.25923/gvqs-ep92>

## **Copies of this report are available from**

Pacific Islands Fisheries Science Center  
National Marine Fisheries Service  
National Oceanic and Atmospheric Administration  
1845 Wasp Boulevard, Building #176  
Honolulu, Hawai'i 96818

## **Or online at**

<https://repository.library.noaa.gov/>

## Table of Contents

PREFACE .....	1
INTRODUCTION.....	2
CAVEATS.....	3
DEFINITIONS OF SPECIES CATEGORIES .....	4
Categories, abbreviations and standards used in the figures and tables include:.....	4
FIGURES.....	5
Section A: AMERICAN SAMOA 2013 FISHERIES STATISTICS .....	6
INTRODUCTION.....	6
LINGERING EFFECTS OF THE 2009 TSUNAMI ON LOCAL FISHERIES .....	7
DATA COLLECTION PROGRAMS .....	8
Vessel Classification Program .....	9
Boat-based Creel Survey Program .....	10
Shore-based Creel Survey Program .....	11
Commercial Purchase Program .....	13
Federal Longline Logbook System .....	13
Cannery Sampling (Length-Frequency) Program.....	14
Cannery Offloading Data.....	15
DATA PROCESSING.....	15
DATA REPORTING.....	17
SPECIES CATEGORIES .....	18
INTERPRETATION OF STATISTICS .....	22

American Samoa Tables.....	23
American Samoa Figures .....	63
Section B: COMMONWEALTH OF THE NORTHERN MARIANA ISLANDS 2013 FISHERY STATISTICS.....	78
INTRODUCTION.....	78
DATA COLLECTION .....	79
DATA PROCESSING.....	80
DATA REPORTING .....	81
SPECIES CATEGORIES .....	81
CNMI Tables.....	85
CNMI Figures.....	129
Section C: GUAM 2013 FISHERY STATISTICS.....	145
INTRODUCTION.....	145
DATA COLLECTION .....	146
DATA PROCESSING.....	147
DATA REPORTING .....	147
Guam Tables .....	151
Guam Figures.....	181
Section D: STATE OF HAWAI'I 2013 FISHERY STATISTICS .....	197
INTRODUCTION.....	197
NORTHWESTERN HAWAIIAN ISLANDS MARINE NATIONAL MONUMENT .....	198
DATA COLLECTION .....	199

DATA PROCESSING.....	217
DATA REPORTING.....	217
SPECIES CATEGORIES .....	218
Hawai'i Tables .....	222
Hawai'i Figures .....	289
References .....	310

## PREFACE

There is an increasing worldwide demand for data relating to marine fisheries in order to ensure their sustainable harvest and management. To help meet this need in the central and western Pacific areas, the National Marine Fisheries Service's (NMFS) Southwest Fisheries Science Center (SWFSC), Honolulu Laboratory initiated the Western Pacific Fisheries Information Network (WPacFIN) in the early 1980s. WPacFIN is a partnership of fisheries agencies from across the U.S. Pacific islands which serves as a centralized data warehouse and assists the agencies in improving their data collecting, processing, and reporting capabilities.

In 1982, WPacFIN partner agencies (page 2) formed a Fisheries Data Coordinating Committee (FDCC) which delegated a FDCC Technical Subcommittee to help guide, coordinate, and plan WPacFIN fisheries data-related projects and activities. Over the ensuing decades, all participating agencies made significant progress, particularly in upgrading data collection and processing systems.

In May 1985, the FDCC took another step towards improving and coordinating data reporting and distribution systems of the agencies by agreeing to produce a combined document that would report each island's major fisheries statistics. Production of the document would be the responsibility of the FDCC Technical Subcommittee and would be coordinated by the WPacFIN Program Manager. Each agency agreed to supply the data required to produce the tables and figures for its respective section, and WPacFIN centralized staff (in Honolulu) would produce and distribute the document as part of the Administrative Report Series.

In April 2003, NMFS designated a new Pacific Islands Region (PIR) comprised of the Pacific Islands Fisheries Science Center (PIFSC, formerly SWFSC's Honolulu Laboratory) and the Pacific Islands Regional Office (PIRO, formerly Southwest Regional Office's Pacific Islands Area Office). The reorganization placed this statistical report under affiliation with PIFSC, as opposed to with the SWFSC.

Although the FDCC was formally discontinued in April 2015, the functions fulfilled by that body continue to be met via working groups, technical meetings, site visits, multi-media conferencing (telecom, webinar, etc.), and occasional workshops. The need for a consolidated annual summary publication for the U.S.-associated Pacific Islands also remains.

This is the 30<sup>th</sup> volume in the series, "Fishery Statistics of the Western Pacific." It contains summaries of commercial landings for American Samoa, the Commonwealth of the Northern Mariana Islands, Guam, and Hawai'i for the year 2013. As with previous volumes, it has four sections, one for each of the major island areas. Each section contains reports of monthly and annual commercial landings by species and/or major groups.

## INTRODUCTION

Fisheries agency and industry partners participating in the Western Pacific Fisheries Information Network (WPacFIN), a collaborative fisheries data collection network that includes Hawai'i, Guam, the Commonwealth of the Northern Mariana Islands (CNMI), and American Samoa, compiled the data in this report. WPacFIN's goal is to improve access to and dissemination of fisheries information. Participating agencies include the following:

<b>American Samoa</b>	Department of Marine and Wildlife Resources (DMWR)
	NOAA Pacific Islands Regional Office (PIRO), Fisheries Monitoring Field Office and Observer Program, American Samoa
<b>Commonwealth of the Northern Mariana Islands (CNMI)</b>	Department of Lands and Natural Resources, Division of Fish and Wildlife (DFW)
<b>Guam</b>	Department of Agriculture, Division of Aquatic and Wildlife Resources (DAWR)
	Bureau of Statistics and Plans (BSP)
<b>Hawai'i</b>	Department of Land and Natural Resources, Division of Aquatic Resources (DAR)
	NOAA Pacific Islands Fisheries Science Center (PIFSC)
	NOAA Pacific Islands Regional Office (PIRO)
	Western Pacific Regional Fisheries Management Council (Council)

WPacFIN and these agency partners collect, digitize, conduct quality control, edit, and otherwise process data from the islands. WPacFIN staff at the Pacific Islands Fisheries Science Center then use these data to create the summaries and figures found in this document. In 1981, when WPacFIN began assisting agencies in improving their data collecting and processing systems, only the State of Hawai'i had computerized processing. By mid-1982, fisheries offices in American Samoa, Guam, and CNMI were using WPacFIN-supplied computers to process data. Since that time, these agencies have made significant improvements in their data collection methodology and have established various automated data processing systems with support from WPacFIN Central.

WPacFIN established File Transfer Protocols (FTP) for all the island areas, with support from PIFSC Information Technology Services (ITS). Online data entry and FTP for DAR are also supported by the Department of Accounting and General Services and Hawai'i ITS



contractors. Once data from all agencies have reached the WPacFIN centralized data system and appropriate editing, adjustment, and validation procedures are completed, summary tables and figures are produced using freeware and commercially available database and server applications developed by WPacFIN Central staff.

## **CAVEATS**

Data collection, compilation, and processing systems vary greatly among Pacific Island fisheries agencies. Although great effort has been made to standardize data systems over the years, many unique aspects remain, resulting from differences in local requirements, resources, abilities, and other factors.

As a result, interpretation and comparison of data across islands from this report requires recognizing several caveats. For example, Hawai'i's commercial landings data summaries are based on mandatory monthly reporting by fish dealers and licensed commercial fishers and data from federal longline logbooks. In contrast, commercial landings estimates for the CNMI and Guam are based on voluntary reporting by major fish buyers, using government-provided invoices, adjusted to represent 100% coverage of estimated fishing trips (referenced throughout this report as "estimated commercial landings"). Finally, American Samoa commercial landings estimates are based on a complex integration of data from a boat-based creel survey and data expansion system for non-federal fisheries, mandatory federal logbook data, a size-frequency sampling program for the longline fishery, and data from a mandatory commercial purchase reporting system for local sales.

Each system has advantages and disadvantages the reader should be aware of when comparing or interpreting data across fisheries and island areas. In addition, fisheries agency and WPacFIN staff are continually improving the data collecting and processing systems for each area. Because the improvements usually result in updates to the estimates of total and commercial landings, the data in this volume may not align exactly with data in previous volumes of this report series. WPacFIN Central staff are continuously compiling documentation of significant changes in data collection and summary systems across the region to help put the effects of these differences on trends in the data into perspective.

The reader should also be aware that species assemblages vary among island areas, as do cultural preferences and principal fishing techniques and gears. Island cultures and fisheries also change over time. Sometimes new fishing methods evolve quickly in a given area. The changing population and weather of the island group are relevant to the interpretation of the relative value and importance of its fisheries in a given year. To help provide this perspective, a brief description of island population, fisheries, data collecting, and processing systems is included in each island's section.

## DEFINITIONS OF SPECIES CATEGORIES

In addition to a description of the fisheries monitoring systems and monthly and annual reports, each section contains figures of statistical summaries of particular interest or importance to participating WPacFIN agencies. Species categories have been defined for each island's fisheries. Because of differences in the resolution of species identification across local monitoring systems and sectors of the fishing industry, the species within each category vary somewhat between the island areas. There is also a degree of overlap between some of the categories used for different figures. For example, the category "bottomfish" includes some, but not all of the snappers, jacks (and trevallies), and groupers. Bottomfish species are reported separately during creel surveys, but they are often grouped in reports from the markets. Each section of the report has its own documentation of species groupings.

**Note:** Many of the species included in this report have been recategorized over the years. For example, the Magnuson Fishery Conservation and Management Act of 1976 was amended in 1992 to include tunas in the Pelagic Management Unit Species (PMUS) category. However, for comparative purposes, this FSWP volume maintains the original species categorizations seen throughout the series. As such, tunas are kept in a separate category.

### Categories, abbreviations and standards used in the figures and tables include:

1. **Fisheries Categories**—These are combinations of species of similar ecological habitat, thus vulnerable to similar gears and fishing methods, specifically pelagics, bottomfishes, reef fishes, and "other." The category "other" includes species or groups that may not fit these ecological categories (e.g., invertebrates, algae, bonefish, or bigeye scad), as well as species not typically included in these groups outside the Pacific Islands (e.g., species that are estuarine in continental ecosystems, such as mullet).
2. **Pelagic Management Unit Species (PMUS)**—The Magnuson Fishery Conservation and Management Act of 1976 was amended in 1992 to place tunas under U.S. jurisdiction for management. The Fishery Management Plan for Pacific Pelagic Species was amended to reflect this change. However, this report series has continued to treat tunas as a separate category for the sake of continuity. Therefore, the PMUS category in this document includes only billfishes, wahoo, mahimahi, and oceanic sharks.
3. **Bottomfish Management Unit Species (BMUS)**—Defined as the species of initial importance in the Pacific Island's Fishery Management Plan for bottomfish and seamount ground fish fisheries, BMUS also includes the major deep-water snappers, groupers, emperors, and certain jacks.
4. **Tunas**—This group consists of any of fifteen species across five genera of the tribe *Thunnini*. All tunas are oceanic in habitat, most are worldwide in distribution. This does not include other scombrids, such as wahoo and "dogtooth tuna" (see the tables for scientific names). Historically in the Pacific Islands, this group was comprised predominantly of skipjack and yellowfin tuna. With the growth of longline fisheries, bigeye and albacore tuna have become much more predominant in landings from in Hawai'i and American Samoa, respectively.

5. **Other Scombrids**—This group includes species that comprise a very small portion of the catch, unidentified tunas, and apparent misidentifications.
6. **Billfishes**—This group is a combination of blue, striped, and black marlins, as well as sailfishes, spearfishes, and swordfish species.

**Note: For all tables:**

- Usage of "sp." following genus indicates what is believed to be a single (unknown) species
- Usage of "spp." following genus indicates a group identified only to genus that is believed to include multiple species
- Rounding differences in species groups and catch-all categories account for slight differences in lb Sold and estimated value.

## FIGURES

Four types of figures are provided with each island's data.

- The first is a chart of the major species or groups, showing the estimated commercial catch for each month of the year.
- The second is a seasonality plot for the major species or groups, showing the average weight landed during each month for all years for which there are data.
- The third is a time series plot of annual summary statistics to illustrate the year-to-year variability.
- The fourth type of plot shows monthly landings of some of the major commercially important species or groups and documents monthly fluctuations in landings of these species over the entire time series (all years for which there are data).

To see the most current data and create user friendly queries, please visit the [WPacFIN Data Portal](#).

## Section A: AMERICAN SAMOA 2013 FISHERIES STATISTICS

### INTRODUCTION

*Location:* 14 °S latitude, 170 °W longitude

*Islands:* Tutuila, Aunu'u, the Manu'a Islands (Ofu, Olosega, Ta'u), Rose Atoll (uninhabited), and Swains Island (sparsely populated)

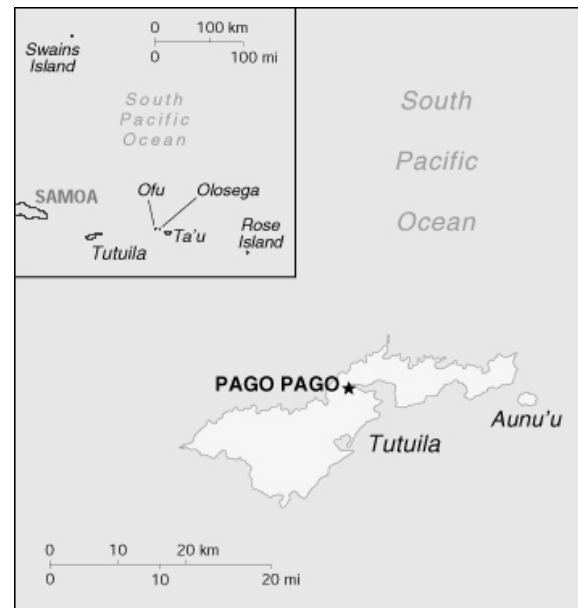
*Population:* about 54,343 (*The World Factbook*, July 2015 estimate), the majority (> 95%) living on Tutuila

*Economy:* Tuna fishing and tuna processing plants, canned tuna being the primary export. Tourism is a developing sector.

The American Samoa Department of Marine and Wildlife Resources (DMWR), located in Pago Pago, on Tutuila, has been collecting commercial fisheries data from the Tutuila fleet since the early 1970s. In 1983, DMWR extended its coverage to the Manu'a Islands, and in 1985 modified its data collection programs to include recreational and subsistence fisheries.

Until the mid-1990s, American Samoa's domestic fisheries had been dominated by small (28-to 32-foot) outboard-engine-powered catamarans called *alias* (pronounced *ah-lee-ahs*), fishing primarily single-day trips. Traditionally, trolling and bottomfishing were the primary methods of fishing, with occasional small amounts of spearfishing, netting, and vertical longlining. About mid-1995, some of the traditional *alias* began converting to horizontal longline fishing. In 1996, longlining became the largest fishery in American Samoa, based on total weight of landings, although only about a third of the fleet had converted to this method. The fleet grew rapidly over the next few years, adding new and larger *alias* up to about 38 feet in length. More significantly, throughout the same period, increasingly larger monohull vessels (40–70 feet and over) also began to join the fleet. These boats could fish much longer trips, both in duration and distance. Between 1995 and 2002, vessels over 50 feet in length quickly came to dominate the fleet. These boats have been responsible for over 90% of longline fishing effort annually (number of hooks set) since 2002. The primary target species for this fleet has always been albacore tuna (50–70% of catch annually), but the fishery also lands a significant amount of skipjack tuna (roughly 18–25%), and lesser amounts of yellowfin and bigeye tuna, wahoo, oilfish, blue marlin, mahimahi, and other incidental species.

During 2013, the various fisheries monitoring programs in American Samoa identified 52 active vessels, 49 of which were home-ported on Tutuila, and three were based in the Manu'a



American Samoa

Source: *The World Factbook* (2015) CIA Maps.

Islands. Many of these vessels participated in more than one fishery; 22 of the Tutuila boats (21 were more than 50 feet in length) did at least some longlining. Of the 52 total active fishing vessels, 27 participated in the troll and bottomfish fisheries and nine were used in other types of fishing. On average, the alia fleet on Tutuila consisted of a three-man crew, fished 6 hours, and caught about 168 pounds of fish per trip. The Manu'a-based fleet typically had a three-man crew, fished about 6 hours, and landed 41 pounds per trip. Essentially all longlining in American Samoa was based out of Tutuila where most of the catch was offloaded to the cannery.

### **LINGERING EFFECTS OF THE 2009 TSUNAMI ON LOCAL FISHERIES**

On September 29, 2009, American Samoa experienced a severe tsunami that damaged Leone Village and low-lying docks, shores, and other villages within Pago Pago Harbor. The tsunami took a huge toll on the boat-based fishery. Of 17 actively fishing local alia boats, only three survived the tsunami. The rest sustained damage or loss to the vessel hull, outboard engine, and/or fishing gear. By the fourth quarter of 2010, only five or six alia boats had resumed fishing, and a few were making short trips to test seaworthiness. Several large longline vessels that had not fished for a while were in port during the tsunami and were also destroyed.

The loss of infrastructure affected all aspects of life in American Samoa. There was a period during which even DMWR's fisheries monitoring activity was interrupted due to tsunami damage at the DMWR office and to allow staff to assist with cleanup and recovery along the docks and shoreline. The community, including DMWR and the rest of government, helped with the cleanup of coastal debris and pollution. Most DMWR vehicles were severely damaged by the tsunami, affecting the ability of agency staff to conduct fishing surveys. However, throughout 2013, fisheries monitoring activity resumed and DMWR was able to maintain a high level of survey effort. By 2013, both DMWR boat-based and shore-based creel survey vehicles had been replaced. As a result, boat-based creel surveys were again being conducted five days a week and shore-based creel surveys took place 5–6 days a week.

Just prior to the tsunami, one cannery closed and moved to Ohio, luckily avoiding damage to its business. In October 2010, a new tuna facility operator acquired the cannery and hired some workers employed formerly by the cannery that had closed. The two tuna canneries accounted for 13.1% of employment in American Samoa during 2013 (World Factbook, 2015). Various businesses are currently investing in the local tuna industry, acquiring and refurbishing vessels, seeking to improve local processing options, and developing new markets.

The recovery of the fishing industry is still incomplete, but the government has made a considerable effort to help. A fuel subsidy program was established by local government in early 2013 to help revive local fishing activity and assist boat owners with costs. Since then, a few new alia began either spearfishing or doing a combination of bottomfishing and trolling. As of 2013, only one alia had continued longlining, so that fishery remains dominated by larger vessels.

The 2013 annual summary of federal longline logbook data showed that the longline fleet exerted about 20% less fishing effort than the previous year. There had been a consistent decline in longline fishing in American Samoa which coincided with the transition to larger vessels. There were fewer active vessels, and those that remained were larger. Between 2010 and 2013, the number of active vessels decreased from 26 to 22. In 2013, those 22 vessels made 26.7% fewer sets with 24.7% fewer hooks than in 2010. The number of hooks per set also decreased by 2.7% over the same period. The total catch decreased by 320% and overall catch per unit effort (CPUE, total number caught of all species per 1000 hooks set) decreased 28.4%. The 2013 longline fishery in American Samoa was seriously challenged, which in some ways (such as fewer active vessels) is related to the impacts of the tsunami. The combined economic impacts of low cannery prices, decreasing catch rates for the primary target species (albacore), and increasing fuel costs also contributed to this trend.

### **DATA COLLECTION PROGRAMS**

The data collection programs used by the DMWR to monitor American Samoa's changing fisheries have evolved considerably over the past 20 years. These programs have typically relied heavily on the staff maintaining personal contact with fishers, completing a significant proportion of interviews during commercial trips, and conducting a considerable amount of dockside monitoring. From 1982 to 1985, DMWR obtained catch statistics by interviewing commercial fishers at the end of each trip and kept a record of as much commercial fishing activity as possible. This was referred to as the "Commercial Catch Monitoring System." This data collection method was accurate for trips in which interviews were conducted. However, it was very labor intensive, did not cover all trips, and did not include subsistence fishing or the small but growing amount of recreational fishing.

Today, the DMWR has several major data collection programs in place. Data from these programs are used to develop the best estimates of catch and effort for the complex, rapidly changing fisheries of American Samoa. These programs include:

1. **Vessel Classification Program**—a vessel history and tracking system for all American Samoa vessels, managed by the Department of Public Safety.
2. **Boat-based Creel Survey Program** (formerly the Offshore Creel Survey System)—access-point creel surveys at boat ramps on Tutuila and in the Manu'a Islands.
3. **Shore-based Creel Survey Program**—roving creel surveys along the shorelines of Tutuila and the Manu'a Islands.
4. **Commercial Purchase Program**—a mandatory purchase receipt system for fish businesses on Tutuila.
5. **Federal Longline Logbook Program**— in cooperation with NOAA's Pacific Islands Fisheries Science Center (PIFSC), this tracks details of the longline fishery.
6. **Cannery Sampling Program**—length-frequency sampling data collected for tunas and important pelagic species from longline and purse seine vessels offloading at canneries in Pago Pago.

7. **Cannery Offloading Data**—monitoring total quantities of fish offloaded at the cannery from longline and purse seine vessels in Pago Pago.

**Vessel Classification Program**—Beginning in the early 1980s, this program was established to collect information on all vessels participating in any domestic fisheries. It includes the following information on American Samoa vessels:

- Vessel Name
- Depth (draft)
- Registration Number
- Engine Type
- Means of Propulsion
- Fuel Type
- Hull Length
- Material
- Beam (hull width)
- Engine Horsepower
- Number of Engines
- Home Port
- Type of Use (Fishing, Pleasure, other)
- Methods of Fishing
- Trailered (or not)
- Federal Permit
- Number of Crew

**Boat-based Creel Survey Program**—Around 1985, a boat-based creel survey sampling program was implemented on Tutuila to provide statistics on all boat-based fisheries, including non-commercial information. Similar monitoring programs were established shortly thereafter in the Manu'a Islands where the fishing fleets are centrally located and small enough for statistics to be collected for almost every trip. The surveyors in the Manu'a Islands send monitoring data to the DMWR office on Tutuila for processing.

The details of the Tutuila boat-based fishery sampling program have changed over the years to accommodate changes in the fisheries. However, it has remained a trip-based, stratified sampling program, by type of day (weekday vs. weekend/holiday) and fishing method. For cultural reasons, Sundays are not worked in American Samoa. As a result, no sampling occurs on Sundays and there is very little fishing activity.

DMWR staff normally samples at least two weekdays and one weekend/holiday per week. More recently, sampling has taken place on almost every weekday. During survey days, counts of total participation (number of trips) are collected, and as many returning vessels as possible are interviewed for catch, effort, and biological samples. Tutuila is divided into six sample areas, five of which are sampled. Since 1985, it has been assumed that fishing activity and catch rates in the non-sampled areas are similar to those in the sampled areas. These assumptions are under evaluation. Furthermore, it has been assumed that the fishers interviewed are representative of the entire fishing population and that they give accurate information.

Unless contrary information is available from knowledgeable persons interviewed along the docks or in the local community, a boat is assumed to be “out fishing” if its trailer is at a boat ramp or the boat is missing from its normal berthing area during the 18-hour survey day. The following participation information is recorded for all boats considered to be “out fishing” and is expanded to estimate the total number of fishing trips on Tutuila:

- Sample Date
- Type of Day (weekday, weekend, holiday)
- Boat Name
- Fishing Method
- 3 Observation Times
- Sample Area



The remaining data elements listed below are collected on each boat/trip for which an interview can be successfully completed:

- Interview Time \*
- Species Caught \*
- Area Fished
- Number of Fish/Invertebrates by Species
- Home Island
- Disposition of Landings (% for sale vs. home or village consumption) \*
- Total Hours Fished (trip length) \*
- Weight in Pounds by Species \*
- Number of Fishers
- Condition by Species (if not whole)
- Number of Gears Used
- Length of Fish (converted to weight)
- Total Trip Weight in Pounds \*
- Price per Pound by Species

It is not always possible to obtain information on all the items listed. However, those marked with an asterisk (\*) are considered essential for data expansion purposes. Accurate species identification and weight are often not obtainable for the whole catch. If this is the case, a code for species groupings (e.g., “miscellaneous bottomfish”) is used. The interview data are later “expanded” to estimate total landings using the average weight landed per fishing trip by gear type and the number of fishing trips in each stratum. The product of estimated landings-per-trip, multiplied by the estimated number of trips for each stratum, is sequentially summed to obtain an “expanded” estimate of the total catch for Tutuila. The Manu'a statistics, considered to be a census (therefore not expanded), are added to the expanded estimates for Tutuila to arrive at a total estimate of landings for American Samoa.

**Shore-based Creel Survey Program**—Around 1985, a shore-based creel survey sampling program was implemented on Tutuila to provide statistics on all shore-based fisheries, including non-commercial information. Similar monitoring programs were established shortly thereafter in the Manu'a Islands. The surveyors in the Manu'a Islands send monitoring data to the DMWR office on Tutuila for processing.

The details of the shore-based fishery sampling program have changed over the years to accommodate changes in the fisheries. But it has remained an hourly CPUE-based stratified random sampling program by area, time of day (6-hour time periods on weekdays versus weekend/holidays), and fishing method. As noted for boat-based surveys, for cultural reasons no sampling occurs on Sundays and there is very little fishing activity.

In the shore-based creel survey, DMWR staff drives along a specified survey route and stops at designated areas to observe and record fishing activity by method/gear. There are generally two drive-by “runs” along the same shoreline area within a given shift. Participation counts are made going in one direction and repeated during the returning “run.” Any activity that involves a motorized vessel is not included in the count, unless the vessel: (1) is used primarily for transporting such items as gill nets, surround nets, and drag nets; and (2) was launched from a beach, not a boat ramp. The survey routes cover the most accessible shoreline areas along the Tutuila and Manu'a coasts.

DMWR staff on Tutuila completes a minimum of seven surveys per quarter, which are scheduled on five weekdays and two weekend/holidays per route and quarter. During survey days, counts of the total amount of “participation” are collected (number of gears and fishers by gear type). As many fishers returning from trips along the coastline as possible are interviewed for catch and effort data (in some cases, while they are still fishing). Occasionally, biological samples may also be taken.

Since 1985, it has been assumed that fishing activity and catch rates in the sampled and non-sampled areas are similar. As with boat-based surveys, these assumptions are under constant evaluation. Furthermore, it has been assumed that the fishers interviewed are representative of the entire fishing population and that they provide accurate information.

The following participation information is recorded and is expanded to estimate the total number of fishing trips on Tutuila:

- Survey Date
- Shift Start and End Time
- Location (designated locations on Tutuila, Ofu, or Ta'u)
- Survey Run Number and Time
- Village
- Number of People Fishing
- Fishing Method and Number of Gears
- Weather conditions

The remaining data elements listed below are collected during interviews:

- Interview Date
- Location Fished
- Type of Day (weekday vs. weekend/holiday)
- Percent of Landings Sold vs Not sold
- Interview Time
- Species
- Village
- Length of Fish (converted to weight during data entry)
- Number of Fishers
- Total Number of Pieces (fish)
- Fishing Start and Stop Time
- Total Weight of Fish
- Hours Not Fished
- Whether Interview was complete (all fish are measured), incomplete, or opportunistic (not taken at regular survey time/ location)
- Fishing Method and Number of Gears
- Bycatch (species; weight; number of organisms; and whether live, dead or injured, released)

It is not always possible to obtain information on all the items listed, nor is it always possible to identify and weigh each species. As in the boat-based surveys, in some cases a code for species groupings may be used and the weight either measured or estimated for the lot. The interview data are later expanded to estimate total catch using the average catch rate per hour by gear type and the number of fishing hours in each stratum. The sum of estimated landings-per-stratum (area and time period) multiplied by the number of strata in a year provides an estimate of total landings for Tutuila. The Manu'a statistics, considered to be a census (therefore not expanded), are added to the expanded estimates for Tutuila to arrive at an estimate of total landings for American Samoa.

**Commercial Purchase Program**—For several decades, the two canneries in Pago Pago Harbor provided monthly summary statistics of their fish purchases from all vessels, foreign and domestic. In September 1990, a commercial purchase program was implemented, whereby all other businesses in American Samoa that buy fish directly from fishers were required by law to submit a copy of their purchase receipts to DMWR. Receipt books were issued by DMWR to all fish markets, stores, hotels, and restaurants that resell fish, either whole or prepared. The information collected via these receipts includes:

- Invoice Date
- Fishing Method
- Invoice Number
- Species Bought
- Buyer's Name
- Number Purchased by Species
- Vessel Name, if any, and Owner
- Weight in Pounds by Species \*
- Area Fished
- Price per Pound per Species

**Federal Longline Logbook System**—In January 1996, in response to the developing longline fishery, a mandatory federal longline logbook system was implemented for American Samoa by NOAA's National Marine Fisheries Service (NOAA Fisheries). All longline fishers are required to obtain a federal permit and to submit logs containing detailed data on each set, including begin and end set and haul locations, effort (number of hooks per set, number of hooks between floats, etc.), and the number kept and released by species. In 1996, DMWR began assisting with collecting and processing logbook data submitted by American Samoa longliners, including conducting data entry, scanning and sending digital data to the PIFSC WPacFIN Central Office in Honolulu (via FTP). Information recorded in federal logbooks for each longline set includes:

- Logbook Number
- Mainline Length
- Federal Longline Permit Number
- Number of Hooks
- Vessel Name
- Number of Hooks between Floats
- Date of Departure/Arrival
- Number of Hooks Lost
- Port of Departure/Arrival
- Number Kept by Species (including sharks)
- Observer on Board (yes/no)
- Number Released by Species
- Bird Catch Mitigation Measures
- Target Species
- Number of Light Sticks Used
- Bait Used

- Number of Protected Species Released Alive, Injured or Dead
- Begin and End of Set/Haul Latitude and Longitude
- Begin and End of Set/Haul Date and Time
- Number of Light Sticks Used
- Bait Used
- Number of Protected Species Released Alive, Injured or Dead

Since 1996, longlining has become the largest fishery in American Samoa, based on total weight of landings, although only about a third of the fleet had converted to this method. The fleet grew rapidly over the next few years, adding new and larger vessels up to about 38 feet in length. More significantly, throughout the same period, increasingly larger monohull vessels (40–70 feet and over) also began to join the fleet. These boats could make much longer fishing trips, both in duration and distance.

To improve monitoring of the rapidly growing longline fishery, in July 1999 DMWR implemented a Daily Effort Census (DEC) for all federally permitted longline vessels as part of the longline logbook data collection system. Six days a week, DMWR staff would make two visits per day to the docks and mooring areas frequented by longline vessels. They documented whether each vessel on the list was either “in port” or “out fishing.” The DEC data were used to track the activity of each vessel and help ensure that all log sheets were submitted in a timely manner.

Between 1995 and 2002, vessels over 50 feet in length quickly came to dominate the fleet. Since 2002, these large vessels have been responsible for over 90% of annual longline fishing effort (number of hooks set). By 2008, the number of vessels longlining had dwindled to just two boats, and the DEC no longer served a useful purpose. In December 2008, DMWR stopped collecting DEC data and instead began using the Vessel Activity Record, collected by PIRO’s Fisheries Monitoring Field Office and Longline Observer Program, to keep track of timely submission of logbooks by the larger longline vessels. These elements have helped PIFSC keep track of longline fishing activity through time, with support from both the DMWR and PIRO offices and staff in Pago Pago.

**Cannery Sampling (Length-Frequency) Program**—This data collection program is run by PIRO staff in the Pago Pago Fisheries Monitoring Field Office (FMFO). Tuna sampling data are collected from foreign and domestic longline and purse seine vessels offloading catches at the canneries in Pago Pago. Data on the percentage of fish sold to the cannery versus local markets or kept for other uses (“percent disposition”), are also collected on the sampling form. The FMFO sampling program is primarily geared towards collecting data on size composition by species for bigeye, yellowfin, skipjack, and albacore tuna, but data on size composition for other pelagic species are also collected periodically.

In 1998, WPacFIN helped develop a data processing system DMWR staff could use to compile cannery sampling data collected from the PIRO FMFO, focusing on data from domestic longline vessels (purse seine catch excluded). The longline cannery sampling data were used by WPacFIN to develop estimates of average weight for the species sampled. The system then used average length data to estimate average weight by species based on a

length-weight regression. These average weights were applied to logbook data to estimate the weight of landings (“kept catch”). The percent disposition (% sold to cannery versus local markets) from cannery sampling data was then applied to the total estimated weight by species to produce an estimated weight of commercial longline landings. Market or cannery prices were applied to the appropriate percentage of the commercial weight to estimate the total sales value of landings.

**Cannery Offloading Data**—The PIRO FMFO program monitors the amounts of fish offloaded by longline and purse seine vessels at the cannery in Pago Pago. The canneries are required to report their monthly landings to the Governor’s office and the local Department of Commerce to qualify for the American Samoa government’s tax exemption benefits. In the past, these cannery offloading reports were also submitted to the DMWR office. They provide a record of the total pounds of fish offloaded at the cannery by species and vessel.

In 1998, WPacFIN assisted the DMWR in developing a data system to capture and compile these data as well. From 1995 through 2010, the cannery offloading data were processed and stored in a DMWR database. During the first few years of the federally mandated longline logbook system, data on the amount of domestic longline vessel landings at the canneries were used to assist PIFSC in verifying and monitoring delinquencies in reporting via federal longline logbooks.

Subsequent changes in the American Samoa government and in management of the remaining cannery affected the continuity of cannery reporting to the DMWR. Cannery reporting started to fall behind in 2008, and no reports have been submitted to the DMWR since 2010. There is an ongoing effort by the DMWR to revive this data collection.

## **DATA PROCESSING**

Significant changes in American Samoa’s fisheries have occurred since the mid-1990s, including the development of the longline fishery and a nighttime, boat-based spear fishery. Along with changes in the ability of DMWR to conduct monitoring throughout the week, at all times of day, and in all fishing areas, these developments introduced bias in formerly randomized processes used to collect creel survey effort and interview data in the field. By 1997, WPacFIN and DMWR identified some problems and implemented modifications to creel survey field techniques. By early 1998, it was clear that the algorithms used to expand the survey data and estimate landings for the whole fishery needed to be adapted to changes in the fielding methods. New data processing programs that better handled the more complex fisheries in American Samoa were implemented and used to reprocess the historical time series of data. This volume includes some of the results of new data expansion algorithms, documented by Bak Hospital (2015).

As the data collecting programs used by DMWR to monitor the fisheries in American Samoa have evolved, so have the data processing systems. Numerous versions of database utilities/applications and desktop computer systems have been used over the years to meet the growing need for fisheries data within the agency and to adapt to rapid changes in data processing technology. These changes have placed increasing emphasis on improving data

quality and employing cross-validation measures across systems, which has made the data processing systems and data collections more robust and complete, albeit more complex.

The following important principles have remained constant over time:

- Keep data processing close to the source of data collection.
- Provide all the needed software tools to ensure data quality.
- Make systems user-friendly and functional for the local staff.
- Maintain data collection standards as consistently as possible throughout the time series.

Typically, when upgrades have been made to data processing systems (such as changes in expansion and reporting algorithms for the creel and commercial landings data), the entire time series of data is reprocessed using the new algorithms to ensure that apparent trends in fisheries data would not result solely from changing methodology. To help the reader understand the origin of the data included in this report, a general description of these processes follows. Please note that, although the summary does not include the details of minor changes that may have occurred throughout the evolutionary history of these systems, an effort has been made to include a description of major changes.

The data from 1982 to 1985 were imported directly from the original Commercial Catch Monitoring System, used prior to implementation of the boat-based creel survey in American Samoa. Since 1986, the boat-based creel survey data expansion system has been used to estimate total commercial landings in American Samoa. Briefly, the survey data expansion process involves multiplying the average daily participation by the average catch per trip for each stratum and summing this across strata.

For the years from 1986 to 1990, the estimated commercial sales portion of expanded creel survey data from Tutuila and the Manu'a Islands were combined to produce estimated total commercial landings. Since 1990, with implementation of a mandatory fish dealer receipt book system on Tutuila (Commercial Purchase Program), further adjustments have been made to these combined creel data based on a comparison with receipt book data. The total reported commercial receipts were compared with the estimated percent of the expanded total catch sold from creel survey data. These adjustments significantly improved the total commercial sales estimates provided herein since they helped adjust for sales not detected through the boat-based survey (e.g., inshore and overnight commercial fishing). Species totals modified with these types of adjustments are marked with an asterisk (\*) in the following data summaries.

In the late 1990s, when large longline vessels began landing their catches directly at the canneries (outside the monitoring capability of standard boat-based creel survey data), the longline logbook system and cannery size-frequency sampling data began to figure into algorithms used to estimate commercial landings from this part of the fishery. Landings from those vessels were added to the total, developing a more complete estimate of commercial landings for American Samoa.

One of the most significant recent improvements made in the data processing systems for DMWR was in the area of cross-system data validation and quality control. By collecting similar data from several sources and using different monitoring and reporting tools, the quality of reported data could be cross-referenced between systems to provide insight into the validity and completeness of each data set.

The figures that make up the rest of the report are for groups of species as well as for some individual species that are more predominant in commercial landings. The top ten commercial species for the year are emphasized in this report, but these can change from year to year. To see the most current data, please visit the [WPacFIN Data Portal](#).

## **DATA REPORTING**

Once editing, quality control, and data interpretation activities are complete, monthly and annual commercial landings data tables by species are generated. Each of the commercial landings data tables contains the common name, estimated weight (in pounds), estimated value (in dollars) if all estimated weight had been sold, average price per pound for each species or group, and whether these estimates were modified using Commercial Purchase System data (denoted by an asterisk). The data tables are based on a monthly expansion of the Tutuila boat-based creel survey data, with additions or adjustments based upon monthly longline logbook, commercial purchase system, and Manu'a data, as explained previously. Annual data tables are based on an annual expansion of the creel data for the calendar year, with similar additions or adjustments based on longline logbook, commercial purchase system, and Manu'a data. Since the monthly and annual data tables are based on separate monthly and annual expansions of the creel data for which sample size affects mean CPUE and participation rates by gear type, the annual data tables are not the exact sum of the 12 monthly data tables, but their sum falls within the range of the annual standard error ([American Samoa Tables 1–13](#)).

## **SPECIES CATEGORIES**

The species and groups used in the tables and figures of American Samoa's data are defined in this section. Some of the species' groupings included in this report have been recategorized over the time series covered by these reports. There have been changes in management groupings and in some cases the taxonomy has been reviewed or revised, affecting the appropriateness of former groupings. For example, the Magnuson Fishery Conservation and Management Act of 1976 was amended in 1992 to include tunas in the Pelagic Management Unit Species (PMUS) category. And species such as the dogtooth tuna have been recognized as not being true tunas (members of the Tribe Thunnini), although the word "tuna" is part of the common name.

For easy comparison, this report maintains the original species groupings from previous FSWP volumes. As such, tunas are kept in a separate category from other PMUS. The species tables are affected by differences in usage of local common names which have been updated for consistency across regions on the WPacFIN Data Portal. To avoid confusion in this report, the scientific names are provided, along with the most common English or local name. Only the most common species are listed under Fisheries Categories. Since 2010, the inception of a biosampling program in American Samoa has increased the accuracy of species identifications in all DMWR data collection programs. For a complete list of what was reported during 2013, consult the annual and monthly tables at the end of this report. These tables will be revised in subsequent volumes to clearly associate scientific names with English or local common names, and the listing of taxonomic groups will be revised and standardized in this context within the Data Portal. This is part of an ongoing effort to overhaul WPacFIN taxonomic references to improve consistency and ease of interpretation for all our Pacific island partners. To see the most current taxonomic information for species caught commercially in American Samoa and other U.S.-associated Pacific Islands, please visit the WPacFIN Data Portal.



I. Pelagic Management Unit Species (only non-tuna PMUS retained in American Samoa are listed)

- Blue marlin (*Makaira mazara*)
- Swordfish (*Xiphias gladius*)
- Mahimahi (*Coryphaena hippurus* and *C. equiselis*)
- Wahoo (*Acanthocybium solandri*)
- Striped marlin (*Kajikia audax*)

II. Bottomfish Management Unit Species (BMUS)

- Black jack (*Caranx lugubris*)
- Longtail snapper/Onaga (*Etelis coruscans*)
- Blue-lined snapper (*Lutjanus kasmira*)
- Pink snapper/Opakapaka (*Pristipomoides filamentosus*)
- Flower snapper/Gindai (*Pristipomoides zonatus*)
- Silverjaw jobfish/Lehi (*Aphareus rutilans*)
- Giant trevally (*Caranx ignobilis*)
- Redgill emperor (*Lethrinus lentjan*)
- Goldflag jobfish (*Pristipomoides auricilla*)
- Ruby snapper/Ehu (*Etelis carbunculus*)
- Gray jobfish (*Aprion virescens*)
- Yellow-edged lyretail (*Variola louti*)

III. Tunas

- Albacore (*Thunnus alalunga*)
- Skipjack tuna (*Katsuwonus pelamis*)
- Kawakawa (*Euthynnus affinis*)<sup>1</sup>
- Bigeye tuna (*Thunnus obesus*)
- Yellowfin tuna (*Thunnus albacares*)
- Other tunas<sup>2</sup>

IV. Other Scombrids

- Dogtooth tuna (*Gymnosarda unicolor*)
- (See footnote 4)

V. Fisheries Categories

A. Pelagic Fishes

- Albacore tuna (*Thunnus alalunga*)
- Mahimahi (*Coryphaena hippurus*, *C. equiselis*)
- Barracudas up to 5 species (*Sphyraena spp.*)
- Rainbow runner (*Elagatis bipinnulata*)
- Bigeye tuna (*Thunnus obesus*)
- Skipjack tuna (*Katsuwonus pelamis*)
- Blue marlin (*Makaira mazara*)
- Striped marlin (*Kajikia audax*)
- Dogtooth tuna (*Gymnosarda unicolor*)
- Swordfish (*Xiphias gladius*)
- Kawakawa (*Euthynnus affinis*)
- Wahoo (*Acanthocybium solandri*)
- Mackerel (*Rastrelliger brachysoma*)
- Yellowfin tuna (*Thunnus albacares*)

---

<sup>1</sup> Due to the low volume of catch, this tuna is included with “other scombrids” (such as dogtooth “tuna”) in some figures.

<sup>2</sup> This group includes species that comprise a very small portion of the catch, unidentified tunas, and apparent misidentifications (e.g., bluefin tuna have never been credibly identified in American Samoa but are occasionally reported by fishers. These misidentifications are thought to have been large bigeye tuna).

## B. *Bottomfishes*

- Bigeye bream (*Monotaxis grandoculis*)
- Bigeye scad<sup>3</sup> (*Selar crumenophthalmus*)
- Black jack (*Caranx lugubris*)
- Bottomfishes (unspecified<sup>4</sup>)
- Blue-lined snapper (*Lutjanus kasmira*)
- Brown jobfish (*Aphareus furca*)
- Deep-water snappers (unspecified<sup>5</sup>)
- Emperors (unspecified, family Lethrinidae)
- Flagtail grouper (*Cephalopholis urodeta*)
- Flower snapper/Gindai (*Pristipomoides zonatus*)
- Gray jobfish (*Aprion virescens*)
- Greater amberjack (*Seriola dumerili*)
- Pink snapper/Opakapaka (*Pristipomoides filamentosus*)
- Pink snapper/Opakapaka (*Pristipomoides filamentosus*)
- Redgill emperor (*Lethrinus lentjan*)
- Ruby snapper/Ehu (*Etelis carbunculus*)
- Silverjaw jobfish/Lehi (*Aphareus rutilans*)
- Trevallies (unspecified, smaller Carangidae<sup>4</sup>)
- White-edged lyretail (*Variola albimarginata*)
- Yellow-edged lyretail (*Variola louti*)
- Yellow margined snapper (*Lutjanus fulvus*)
- Goldflag jobfish (*Pristipomoides auricilla*)
- Groupers (unspecified, family Serranidae)
- Humpback snapper (*Lutjanus gibbus*)
- Jacks (unspecified, generally larger Carangidae<sup>6</sup>)
- Longnose emperor (*Lethrinus microdon*)<sup>7</sup>
- Longtail snapper/Onaga (*Etelis coruscans*)
- Onespot snapper (*Lutjanus monostigma*)
- Peacock grouper (*Cephalopholis argus*)

---

<sup>3</sup> This species' grouping (with bottomfishes) is under review. This small, schooling inshore pelagic species is placed in different groups for various purposes.

<sup>4</sup> This group includes multiple genera and species of snappers, groupers, emperors, and carangids, often grouped together in reporting by markets because they come from a single fishery.

<sup>5</sup> This group includes any of the snappers caught by the deep bottom fishing method. The majority are eteline snappers (including various species of the genera *Aphareus*, *Aprion*, *Etelis*, and *Pristipomoides*), and there are fewer numbers of various species in the genus *Lutjanus*.

<sup>6</sup> The categories "jacks" and "trevallies" both apply to carangid species, but the names are used somewhat interchangeably, depending upon the fish size. In American Samoa, the fish most commonly called "jacks" are of the genera *Caranx* or *Seriola*. Most of the species called "trevallies" are of the genus *Carangoides* or *Uraspis*, but some of these are also referred to at times as "jacks." Generally, the larger the fish, the more likely it is to be referred to as a jack, and the smaller fish the more likely it will be called a "trevally." These categories are used in this report only when the fish were not identified to species. Please note that there may be some overlap.

<sup>7</sup> Previously referenced as *Lethrinus elongatus* this species has been accepted as *Lethrinus microdon*.

### C. Reef Fishes

- Barred flagtail (*Kuhlia mugil*)
- Reef fishes (unspecified)
- Bloch's Bigeye (*Priacanthus blochii*)
- Rudderfishes (*Kyphosus* spp.)
- Goatfishes (family Mullidae)
- Squirrelfishes (multi-species *Neoniphon*, *Sargocentron*<sup>8</sup>)
- Gold banded fusilier (*Caesio caerulea*)
- Surgeonfishes/Tangs (family Acanthuridae)
- Inshore groupers (family Serranidae)
- Terapon perch (*Terapon jarbua*)
- Mulletts (family Mugilidae)
- Triggerfishes (family Balistidae)
- Parrotfishes (family Scaridae)
- Unicornfishes (multi-species *Naso* spp.)
- Rabbitfishes (family Siganidae)
- Wrasses (family Labridae)

### D. Other Inshore Fishes, Algae, & Invertebrates

- Conger eels (all species identified to date included in genus *Conger* spp.)
- Needlefishes (*Strongylura incisa*, *Platybelone argalus*, other Belonidae)
- Crabs (multiple families, Brachyura)
- Octopus (*Octopus cyanea*, *Octopus ornatus*)
- Eels (most are *Gymnothorax* spp.)
- Pufferfishes (family Tetraodontidae)
- Filefishes (family Monacanthidae)
- Spiny lobster (mainly *Panulirus penicillatus*)

---

<sup>8</sup> This group has mistakenly included some *Priacanthus* in the past. Identifications have improved significantly in recent years.

## **INTERPRETATION OF STATISTICS**

When interpreting the data in the tables and figures, please keep in mind the caveats described earlier in this section, along with the fact that these commercial landings summaries are not based on a census of all fishing activity, but on a subsample of those activities, as well as an integration of data from several different programs. Among the primary tools used to expand the creel survey data into an estimate of monthly and annual catch are the proportionality constants, used to adjust for the percentage of temporal and geographic coverage of the surveys. Creel survey data expansion methodology is designed to allow for refinement of these proportions, as additional information is gained on the amounts of different types of fishing activity taking place outside the survey times and areas. With constant improvement in estimation of these percentages, the creel survey data expansion can produce a better overall estimate. Variation in species composition would not be expected to change significantly, unless the proportions of gear types and fishing methods change as well. The present estimates of total landings are considered to be conservative, because the catch from inshore subsistence fisheries has not been included in these estimates.

## American Samoa Tables

Table A 1. American Samoa annual 2013 estimated commercial landings

FISHERY GROUP	Subgroup	Scientific Name	Local common name(s)	Lb Sold	Estimated Value	Price/Lb
PELAGIC FISHES	Tunas	<i>Euthynnus affinis</i>	Kawakawa/Kavalau/Atualo	5	\$8	\$1.50
		<i>Katsuwonus pelamis</i>	Skipjack tuna/Atu/Ga'ogo	158,087	\$148,559	\$0.94
		<i>Thunnus alalunga</i>	Albacore tuna/Apako	4,531,090	\$5,213,451	\$1.15
		<i>Thunnus albacares</i>	Yellowfin tuna/Asiasi	914,679	\$828,779	\$0.91
		<i>Thunnus obesus</i>	Bigeye tuna/Matalapoa	187,954	\$150,428	\$0.80
		Tribe: Thunnini	Tunas (unspecified)	668	\$852	\$1.28
	Other Scombrids	<i>Acanthocybium solandri</i>	Wahoo/Paāla	198,899	\$81,115	\$0.41
		<i>Gymnosarda unicolor</i>	Dogtooth tuna/Tagi	70	\$277	\$3.95
		<i>Rastrelliger brachysoma</i>	Mackerel/Ga	3,581	\$10,388	\$2.90
	Billfishes	<i>Kajikia audax</i>	Striped marlin/Sa'ulā	449	\$381	\$0.85
		<i>Makaira mazara</i>	Blue marlin/Sa'ulā oso	896	\$1,300	\$1.45
		<i>Xiphias gladius</i>	Swordfish/Sa'ulā malie	466	\$1,431	\$3.07
	Other Pelagics	<i>Coryphaena hippurus</i> , <i>C. equiselis</i>	Mahimahi/Masimasi	41,829	\$93,380	\$2.23
		<i>Elagatis bipinnulata</i>	Rainbow runner/Sāmani	60	\$175	\$2.92
		Family: Gempylidae (unspecified)	Oilfish/Palu talatala	122	\$335	\$2.75
		<i>Lampris guttatus</i>	Moonfish/Koko	100	\$250	\$2.50
		<i>Sphyrnaena forsteri</i>	Bigeye barracuda/Sapatū/Saosao	188	\$590	\$3.15
		<i>Sphyrnaena qenie</i>	Blackfin barracuda/Sapatū/Saosao	36	\$107	\$3.00
		<i>Sphyrnaena spp.</i>	Small barracudas/Sapatū/Saosao	847	\$2,806	\$3.31

FISHERY GROUP	Subgroup	Scientific Name	Local common name(s)	Lb Sold	Estimated Value	Price/Lb
BOTTOMFISHES	Snappers	<i>Aphareus furca</i>	Brown jobfish/Palu aloalo	27	\$82	\$3.02
		<i>Aphareus rutilans</i>	Silverjaw jobfish (lehi) Palu sina/Palu gutusiliva	1,819	\$6,643	\$3.65
		<i>Aprion virescens</i>	Gray jobfish/Asoama	1,609	\$5,566	\$3.46
		<i>Etelis carbunculus</i>	Ruby snapper (ehu)/Palu malau	314	\$1,161	\$3.69
		<i>Etelis coruscans</i>	Longtail snapper (onaga) Palu loa/Palu atu/Palu malau	746	\$2,809	\$3.77
		Family: Lutjanidae (unspecified)	Deep water snappers/Palu	16	\$48	\$3.00
		<i>Lutjanus fulvus</i>	Yellow margined snapper/Tamala	18	\$54	\$3.00
		<i>Lutjanus gibbus</i>	Humpback snapper/Mala'i	4,741	\$16,399	\$3.46
		<i>Lutjanus kasmira</i>	Blue-lined snapper/Savane	1,686	\$5,511	\$3.27
		<i>Lutjanus monostigma</i>	Onespot snapper/Taiva/Kaiva	17	\$55	\$3.28
		<i>Pristipomoides auricilla</i>	Goldflag jobfish/Palu i'usama	72	\$215	\$3.00
		<i>Pristipomoides filamentosus</i>	Pink snapper (opakapaka)/Palu 'ena'ena	110	\$424	\$3.83
		<i>Pristipomoides multidentis</i>	Multidentis snapper/Palu ugatele	16	\$49	\$3.00
		<i>Pristipomoides zonatus</i>	Flower snapper (gindai)/Palu sega/Palu ula	22	\$66	\$3.00
	Groupers	<i>Cephalopholis argus</i>	Peacock grouper/Gatala/Gakala uli/Loi	45	\$150	\$3.36
		<i>Cephalopholis urodeta</i>	Flagtail grouper/Mata'ele	2	\$7	\$3.00
		Family: Serranidae (unspecified)	Groupers/Gatala/Gakala o le a'au	425	\$1,326	\$3.12
		<i>Variola albimarginata</i>	White-edged lyretail/Velo/Papa	678	\$2,518	\$3.72
		<i>Variola louti</i>	Yellow-edged lyretail Apapa/Papa/Papa tuauli/Velo	20	\$61	\$3.00
	Emperors	Family: Lethrinidae (unspecified)	Emperors/Filoa	3,071	\$9,901	\$3.22
		<i>Lethrinus amboinensis</i>	Ambon emperor/Filoa gutumumu	38	\$142	\$3.75
		<i>Lethrinus lentjan</i>	Redgill emperor/Filoa	703	\$2,371	\$3.37
		<i>Lethrinus microdon</i>	Longnose emperor/Filoa va'a	158	\$593	\$3.75

FISHERY GROUP	Subgroup	Scientific Name	Local common name(s)	Lb Sold	Estimated Value	Price/Lb
	<b>Jacks &amp; Trevallies</b>	<i>Monotaxis grandoculis</i>	Bigeye bream Mu matavaivai/Matamu/Mu loalia	23	\$67	\$2.89
		<i>Carangoides orthogrammus</i>	Goldspot trevally/Lupo	76	\$228	\$3.00
		<i>Caranx lugubris</i>	Black jack/Taufauli	243	\$910	\$3.75
		<i>Caranx sexfasciatus</i>	Bigeye trevally/Malauli matalapo'a	90	\$334	\$3.72
		Family: Carangidae (unspecified)	Jacks/Lupoka/Ulua	60	\$179	\$2.97
		Family: Carangidae (unspecified)	Trevallies/Lalafutu	148	\$443	\$3.00
		<i>Seriola dumerili</i>	Greater amberjack/Talafa/Malauli	251	\$731	\$2.91
		<i>Seriola rivoliana</i>	Amberjack/Talafa	146	\$439	\$3.00
	<b>Other Carangids</b>	<i>Selar crumenophthalmus</i>	Bigeye scad/Atule	705	\$1,856	\$2.63
	<b>Mixed fishes (unspecified)</b>	Fam: Carangidae, Lutjanidae, Lethrinidae & Serranidae	Bottomfishes (unspecified)	17,155	\$52,332	\$3.05
<b>REEF &amp; INSHORE FISHES</b>	<b>Parrotfishes</b>	<i>Calotomus carolinus</i>	Stareye parrotfish/Fuga valea	8	\$23	\$3.00
		Family: Scaridae (unspecified)	Parrotfishes/Fuga/Fuga usi/Laea	6,890	\$21,079	\$3.06
		<i>Scarus oviceps</i>	Dark-capped parrotfish/Fuga	16	\$47	\$3.00
		<i>Scarus schlegeli</i>	Yellowband parrotfish/Fuga	25	\$75	\$3.00
	<b>Tangs, Surgeons, &amp; Unicornfishes</b>	<i>Acanthurus achilles</i>	Achilles tang/Kolama	14	\$43	\$3.10
		<i>Acanthurus blochii</i>	Ringtail surgeonfish/Palani	8	\$24	\$3.00
		<i>Acanthurus dussumieri</i>	Eye-striped surgeonfish/Pone	7	\$20	\$3.00
		<i>Acanthurus guttatus</i>	White spotted surgeonfish/Maogo/Maono	73	\$223	\$3.06
		<i>Acanthurus lineatus</i>	Blue-banded surgeonfish/Alogo	12,180	\$36,411	\$2.99
			White cheek surgeonfish			
		<i>Acanthurus nigricans</i>	Laulama/Gaitolama	2	\$6	\$3.14
		<i>Acanthurus nigricauda</i>	Blackstreak surgeonfish/Pone i'usina	25	\$77	\$3.15

FISHERY GROUP	Subgroup	Scientific Name	Local common name(s)	Lb Sold	Estimated Value	Price/Lb
		<i>Acanthurus nigrofuscus</i>	Brown surgeonfish/Ponepone	761	\$2,168	\$2.85
			Bluelined surgeonfish/			
		<i>Acanthurus nigroris</i>	Gaitolama/Ponepone	40	\$121	\$3.00
		<i>Acanthurus olivaceus</i>	Orange-spot surgeonfish/Afinamea	21	\$62	\$3.00
		<i>Acanthurus triostegus</i>	Convict tang/Manini/Magigi	16	\$48	\$3.00
		<i>Acanthurus xanthopterus</i>	Yellowfin surgeonfish/Palagi	102	\$322	\$3.17
		<i>Ctenochaetus striatus</i>	Striped bristletooth/Poge/Pala'ia	4,028	\$11,971	\$2.97
		Family: Acanthuridae (unspecified)	Surgeonfishes/tangs/Poge/Alogo	4	\$12	\$3.00
		<i>Naso brachycentron</i>	Humpback unicornfish/Ume kamela	27	\$82	\$3.00
		<i>Naso lituratus</i>	Orangespine unicornfish/Umelei/Ili'ilia	807	\$2,617	\$3.24
		<i>Naso spp.</i>	Unicornfishes (unspecified)/Ume	3,501	\$10,418	\$2.98
		<i>Naso unicornis</i>	Bluespine unicornfish/Ume isu	771	\$2,314	\$3.00
			Bignose unicornfish			
		<i>Naso vlamingii</i>	Ume masimasi/Ume moana	7	\$21	\$3.00
	<b>Goatfishes</b>	Family: Mullidae (unspecified)	Goatfishes/Vete/Veke	7	\$22	\$3.00
		<i>Mulloidichthys flavolineatus</i>	Yellowstripe goatfish/l'asina samasama	28	\$99	\$3.54
		<i>Mulloidichthys vanicolensis</i>	Yellowfin goatfish/l'asina	5	\$19	\$3.50
		<i>Parupeneus indicus</i>	Indian goatfish/Ta'uleia	2	\$7	\$3.00
		<i>Parupeneus multifasciatus</i>	Multi-barred goatfish/Afulu	3	\$9	\$3.00
		<i>Parupeneus trifasciatus</i>	Doublebar goatfish/Matulau moana	2	\$5	\$3.01
	<b>Squirrel &amp; Soldierfishes</b>		Bronze soldierfish			
		<i>Myripristis adusta</i>	Malau tuavela/Malau 'uo/Malau tui	3	\$11	\$3.76
		<i>Myripristis amaena</i>	Brick soldierfish/Malau	56	\$169	\$3.02
			Blotcheye/Bigscale soldierfish			
		<i>Myripristis berndti</i>	Malau ugatele/Malau va'ava'a	110	\$339	\$3.08
			Scarlet soldierfish			
		<i>Myripristis pralinia</i>	Malau mano/Malau va'ava'a	2	\$7	\$3.00
		<i>Myripristis violacea</i>	Violet soldierfish/Malau tuauli	13	\$39	\$3.00



FISHERY GROUP	Subgroup	Scientific Name	Local common name(s)	Lb Sold	Estimated Value	Price/Lb
		<i>Sargocentron caudimaculatum</i>	Tailspot squirrelfish/Malau l'usina Tamalau mumu/Tameno mumu	12	\$36	\$3.00
		<i>Sargocentron spiniferum</i>	Saber squirrelfish Tamalau/Mu malau	40	\$142	\$3.54
		<i>Sargocentron spp., Neoniphon spp.</i>	Squirrelfishes (unspecified)/Malau	1,512	\$4,417	\$2.92
		<i>Sargocentron tiera</i>	Tahitian squirrelfish/Malau	57	\$177	\$3.13
	<b>Inshore Groupers</b>	<i>Cephalopholis sexmaculata</i>	Six-banded grouper/Gatala/Gakala mumu	4	\$13	\$3.00
		<i>Epinephelus fasciatus</i>	Blacktip grouper/Fausi	12	\$35	\$3.00
		<i>Epinephelus longispinis</i>	Longspine grouper/Gatala/Gakala pule'ena	25	\$74	\$3.00
		<i>Epinephelus maculatus</i>	Spotted grouper/Gatala/Gakala puleuli	114	\$401	\$3.53
		<i>Epinephelus melanostigma</i>	One-blotch grouper/Gatala/Gakala Gakala puletasi/Gakala tane	13	\$47	\$3.68
		<i>Epinephelus merra</i>	Honeycomb grouper/Gatala/Gakala aloalo/Gakala pulepule	4	\$14	\$3.48
		<i>Epinephelus miliaris</i>	Netfin grouper/Ata'ata uli	2	\$6	\$3.00
		<i>Epinephelus polyphkadion</i>	Smalltooth grouper/Ata'ata nifolii/ Gatala/Gakala aloalo	2	\$6	\$3.00
		<i>Epinephelus tauvina</i>	Greasy grouper/Gatala/Gakala tane	79	\$271	\$3.41
		<i>Epinephelus timorensis</i>	Yellowspot grouper/ Gatala/Gakala pulesama	23	\$86	\$3.75
		Family: Serranidae (unspecified)	Inshore groupers/Gatala/Gakala o le a'au	417	\$1,220	\$2.93
		<i>Plectropomus laevis</i>	Saddleback grouper/Ata'ata utu	1	\$2	\$2.76
	<b>Inshore Snappers</b>	<i>Caesio caerulea</i>	Gold banded fusilier/Kavalau/Atule toto	28	\$106	\$3.74
		<i>Lutjanus bohar</i>	Twinspot/red snapper/Mu/Mumea/ Mu a'a (dark phase)	142	\$499	\$3.51

FISHERY GROUP	Subgroup	Scientific Name	Local common name(s)	Lb Sold	Estimated Value	Price/Lb
		<i>Lutjanus timoriensis</i>	Timor snapper/Mala'i pa'epa'e	38	\$141	\$3.75
		<i>Macolor niger</i>	Black snapper/Matala'oa/Makala'oa	65	\$207	\$3.19
		<i>Paracaesio stonei</i>	Stone's snapper/Palu mutu	300	\$1,125	\$3.75
	<b>Inshore Jacks &amp; Trevallies</b>	<i>Caranx melampygus</i>	Bluefin trevally/Malauli apamoana	100	\$299	\$3.00
		<i>Caranx papuensis</i>	Brassy trevally/Malauli sinasama	14	\$40	\$3.00
	<b>Other Inshore Carangids</b>	<i>Scomberoides lysan</i>	Leatherback/Lai	7	\$22	\$3.00
	<b>Mulletts</b>	<i>Crenimugil crenilabis</i>	Fringelip mullet/Fuafua	2	\$6	\$3.00
		Family: Mugilidae (unspecified)	Mullet/Anae/Agae/Fuafua	41	\$136	\$3.30
		<i>Liza vaigiensis</i>	Diamond scale mullet/Agae afa	99	\$298	\$3.00
	<b>Eels</b>	Mainly <i>Gymnothorax</i> spp.	Spotted moray eels/To'e/Pusi/Maoa'e	19	\$56	\$3.00
		Also mainly <i>Gymnothorax</i> spp.	Eels (unspecified)/To'e/Maoa'e/Atananoa	104	\$311	\$3.00
	<b>Glasseyes</b>	<i>Priacanthus blochii</i>	Bloch's bigeye/Matapula	10	\$30	\$3.09
		<i>Priacanthus</i> sp.	Bigeye "squirrelfish"/Matapula	3	\$8	\$3.00
	<b>Other Reef &amp; Inshore Fishes</b>	<i>Abudefduf</i> spp.	Sergeant major/Mutu/Muku/Mamo	15	\$46	\$3.00
		<i>Aulostomus</i> spp.	Trumpetfish/Cornetfish/Taoto/Taoto ena	2	\$9	\$6.73
		<i>Centropyge flavissima</i>	Lemonpeel angelfish/Tu'u'u sama	1	\$4	\$3.00
		<i>Diodon holocanthus</i>	Spiny pufferfish/Tautu/Kauku	21	\$64	\$3.00
		<i>Diodon</i> spp.	Porcupinefish/Tautu/Kauku	61	\$184	\$3.00
		Family: Balistidae (unspecified)	Triggerfishes/Sumu	49	\$146	\$3.00
		Family: Chaetodontidae (unspecified)	Butterflyfishes/Tiftifi	5	\$15	\$3.00
		Family: Monacanthidae (unspecified)	Filefishes/Pa'umalō	32	\$98	\$3.04
		Family: Siganidae (unspecified)	Rabbitfishes/Pau'ulu/Lō/Loloa	19	\$58	\$3.00
		<i>Hemigymnus melapterus</i>	Blackeye thicklip/Sugale lupe	4	\$11	\$3.00
		<i>Kuhlia mugil</i>	Barred flagtail/Mataele	8	\$30	\$3.95

FISHERY GROUP	Subgroup	Scientific Name	Local common name(s)	Lb Sold	Estimated Value	Price/Lb
		<i>Kyphosus</i> spp. (various)	Rudderfishes/Gague/Nanue/Matámutu	41	\$115	\$2.78
		<i>Polydactylus</i> spp.	Threadfins/Umiumia/Saesae	2	\$9	\$3.95
		<i>Terapon jarbua</i>	Terapon perch/Avaava	51	\$167	\$3.28
		<i>Thalassoma purpureum</i>	Surge wrasse/Uloulou gatala	5	\$18	\$3.32
		Various families	Reef fishes (unspecified)	4,703	\$14,178	\$3.01
		Infraorder: Brachyura (unspecified)	Crabs/Pa'a/Kuku	33	\$117	\$3.59
<b>INVERTEBRATES</b>	<b>Crustaceans</b>	<i>Panulirus penicillatus</i>	Spiny lobster/Ula sami	2,004	\$7,609	\$3.80
		<i>Parribacus caledonicus</i>	Slipper lobster/Papata/Papaka	5	\$21	\$4.00
	<b>Mollusks</b>	<i>Octopus cyanea</i> , <i>Octopus ornatus</i>	Octopus/Fe'e	91	\$323	\$3.57
	<b>Other Invertebrates</b>	Family: Holothuriidae (multi-species)	Sea cucumber/Gau/Loli/Peva/Fa'atafa/Maisu/Neti	21	\$64	\$3.00
<b>TOTAL</b>				<b>6,115,302</b>	<b>\$6,770,709</b>	<b>\$1.11</b>

Table A 2. American Samoa January 2013 estimated commercial landings

FISHERY GROUP	Subgroup	Scientific Name	Local common name(s)	Lb Sold	Estimated Value	Price/Lb	
PELAGIC FISHES	Tunas	<i>Katsuwonus pelamis</i>	Skipjack tuna/Atu/Ga'ogo	16,436	\$19,987	\$1.22	
		<i>Thunnus alalunga</i>	Albacore tuna/Apakoa	226,978	\$261,138	\$1.15	
		<i>Thunnus albacares</i>	Yellowfin tuna/Asiasi	57,785	\$55,216	\$0.96	
		<i>Thunnus obesus</i>	Bigeye tuna/Matalapoa	9,336	\$7,469	\$0.80	
	Other Scombrids	<i>Acanthocybium solandri</i>	Wahoo/Paāla	18,593	\$7,542	\$0.41	
		<i>Rastrelliger brachysoma</i>	Mackerel/Ga	678	\$2,034	\$3.00	
	Billfishes	<i>Kajikia audax</i>	Striped marlin/Sa'ulā	449	\$381	\$0.85	
		<i>Coryphaena hippurus</i> , <i>C. equiselis</i>	Mahimahi/Masimasi	1,320	\$2,536	\$1.92	
	BOTTOMFISHES	Snappers	<i>Sphyraena spp.</i>	Small barracudas/Sapatū/Saosao	39	\$138	\$3.55
			<i>Aphareus rutilans</i>	Silverjaw jobfish (lehi)/Palu sina/Palu gutusiliva	104	\$350	\$3.36
		<i>Aprion virescens</i>	Gray jobfish/Asoama	63	\$206	\$3.25	
			Longtail snapper (onaga)				
		<i>Etelis coruscans</i>	Palu loa/Palu atu/Palu malau	117	\$444	\$3.80	
		<i>Lutjanus gibbus</i>	Humpback snapper/Mala'i	167	\$458	\$2.75	
		<i>Lutjanus kasmira</i>	Blue-lined snapper/Savane	188	\$611	\$3.25	
		<i>Pristipomoides filamentosus</i>	Pink snapper (opakapaka)/Palu 'ena'ena	37	\$148	\$4.00	
Groupers		Family: Serranidae (unspecified)	Groupers/Gatala/Gakala o le a'au	33	\$97	\$2.90	
		<i>Variola albimarginata</i>	White-edged lyretail/Velo/Papa	4	\$13	\$3.61	
Emperors	Family: Lethrinidae (unspecified)	Emperors/Filoa	635	\$1,748	\$2.75		
Carangids	<i>Selar crumenophthalmus</i>	Bigeye scad/Atule	2	\$6	\$3.50		
REEF & INSHORE FISHES	Parrotfishes	Family: Scaridae (unspecified)	Parrotfishes/Fuga/Fuga usi/Laea	341	\$1,024	\$3.00	

FISHERY GROUP	Subgroup	Scientific Name	Local common name(s)	Lb Sold	Estimated Value	Price/Lb
	<b>Tangs, Surgeons, &amp; Unicornfishes</b>	<i>Acanthurus lineatus</i>	Blue-banded surgeonfish/Alogo	628	\$1,885	\$3.00
		<i>Ctenochaetus striatus</i>	Striped bristletooth/Poge/Pala'ia	162	\$486	\$3.00
		<i>Naso spp.</i>	Unicornfishes (unspecified)/Ume	200	\$599	\$3.00
	<b>Squirrel &amp; Soldierfishes</b>	<i>Sargocentron spp., Neoniphon spp.</i>	Squirrelfishes (unspecified)/Malau	116	\$349	\$3.00
	<b>Inshore Groupers</b>	<i>Epinephelus fasciatus</i>	Blacktip grouper/Fausi	3	\$9	\$3.00
		Family: Serranidae (unspecified)	Inshore groupers/Gatala/Gakala o le a'au	10	\$30	\$3.00
	<b>Other Reef &amp; Inshore Fishes</b>	<i>Terapon jarbua</i>	Terapon perch/Avaava	10	\$31	\$3.26
		Various families	Reef fishes (unspecified)	605	\$1,844	\$3.05
<b>INVERTEBRATES</b>	<b>Crustaceans</b>	<i>Panulirus penicillatus</i>	Spiny lobster/Ula sami	74	\$370	\$5.00
		<i>Parribacus caledonicus</i>	Slipper lobster/Papata/Papaka	5	\$21	\$4.00
<b>TOTAL</b>				<b>335,118</b>	<b>\$367,170</b>	<b>\$1.10</b>

Table A 3. American Samoa February 2013 Estimated Commercial Landings

FISHERY GROUP	Subgroup	Scientific Name	Local common name(s)	Lb Sold	Estimated Value	Price/Lb	
PELAGIC FISHES	Tunas	<i>Katsuwonus pelamis</i>	Skipjack tuna/Atu/Ga'ogo	10,123	\$25,074	\$2.48	
		<i>Thunnus alalunga</i>	Albacore tuna/Apakoa	160,887	\$185,020	\$1.15	
		<i>Thunnus albacares</i>	Yellowfin tuna/Asiasi	64,782	\$58,361	\$0.90	
		<i>Thunnus obesus</i>	Bigeye tuna/Matalapoa	7,987	\$6,390	\$0.80	
	Other Scombrids	<i>Acanthocybium solandri</i>	Wahoo/Paāla	11,496	\$4,607	\$0.40	
		<i>Coryphaena hippurus</i> , <i>C. equiselis</i>	Mahimahi/Masimasi	1,567	\$1,175	\$0.75	
	BOTTOMFISHES	Other Pelagics	Family: <i>Gempylidae</i> (unspecified)	Oilfish/Palu talatala	122	\$335	\$2.75
			Snappers	<i>Etelis carbunculus</i>	Ruby snapper (ehu)/Palu malau	87	\$261
<i>Lutjanus gibbus</i>				Humpback snapper/Mala'i	264	\$725	\$2.75
<i>Lutjanus kasmira</i>				Blue-lined snapper/Savane	172	\$472	\$2.75
<i>Pristipomoides auricilla</i>		Goldflag jobfish/Palu i'usama		54	\$148	\$2.75	
Groupers		Family: <i>Serranidae</i> (unspecified)	Groupers/Gatala/Gakala o le a'au	5	\$17	\$3.19	
Emperors Jacks & Trevallies		Family: <i>Lethrinidae</i> (unspecified)	Emperors/Filoa	597	\$1,641	\$2.75	
Mixed fishes (unspecified)		<i>Seriola dumerili</i>	Greater amberjack/Talafa/Malauli	106	\$292	\$2.75	
REEF & INSHORE FISHES	Mixed fishes (unspecified)	Fam: <i>Carangidae</i> , <i>Lutjanidae</i> , <i>Lethrinidae</i> & <i>Serranidae</i>	Bottomfishes (unspecified)	543	\$1,730	\$3.18	
		Parrotfishes Tangs, Surgeons, & Unicornfishes	Family: <i>Scaridae</i> (unspecified)	Parrotfishes/Fuga/Fuga usi/Laea	145	\$436	\$3.00
	<i>Acanthurus lineatus</i>		Blue-banded surgeonfish/Alogo	377	\$1,131	\$3.00	
	<i>Acanthurus nigrofuscus</i>		Brown surgeonfish/Ponepone	4	\$11	\$3.00	
	<i>Ctenochaetus striatus</i>		Striped bristletooth/Poge/Pala'ia	120	\$359	\$3.00	
	<i>Naso spp.</i>		Unicornfishes (unspecified)/Ume	121	\$362	\$3.00	

FISHERY GROUP	Subgroup	Scientific Name	Local common name(s)	Lb Sold	Estimated Value	Price/Lb
	<b>Squirrel &amp; Soldierfishes</b>	<i>Sargocentron spp., Neoniphon spp.</i>	Squirrelfishes (unspecified)/Malau	37	\$110	\$3.00
	<b>Other Reef &amp; Inshore Fishes</b>	Various families	Reef fishes (unspecified)	446	\$1,370	\$3.07
<b>INVERTEBRATES</b>	<b>Crustaceans</b>	<i>Panulirus penicillatus</i>	Spiny lobster/Ula sami	55	\$276	\$5.00
<b>TOTAL</b>				<b>260,097</b>	<b>\$290,304</b>	<b>\$1.12</b>

Table A 4. American Samoa March 2013 estimated commercial landings

FISHERY GROUP	Subgroup	Scientific Name	Local common name(s)	Lb Sold	Estimated Value	Price/Lb	
PELAGIC FISHES	Tunas	<i>Katsuwonus pelamis</i>	Skipjack tuna/Atu/Ga'ogo	5,381	\$7,930	\$1.47	
		<i>Thunnus alalunga</i>	Albacore tuna/Apakoa	168,847	\$194,174	\$1.15	
		<i>Thunnus albacares</i>	Yellowfin tuna/Asiasi	55,411	\$49,983	\$0.90	
		<i>Thunnus obesus</i>	Bigeye tuna/Matalapoa	11,357	\$9,086	\$0.80	
	Other Scombrids	<i>Acanthocybium solandri</i> <i>Coryphaena hippurus</i> , <i>C. equiselis</i>	Wahoo/Paāla	8,735	\$4,061	\$0.46	
	Other Pelagics	<i>Sphyræna spp.</i>	Mahimahi/Masimasi	1,164	\$2,235	\$1.92	
			Small barracudas/Sapatū/Saosao	26	\$93	\$3.55	
	BOTTOMFISHES	Snappers	<i>Aphareus rutilans</i>	Silverjaw jobfish (lehi)/Palu sina/Palu gutusiliva	1,466	\$5,499	\$3.75
			<i>Aprion virescens</i>	Gray jobfish/Asoama	631	\$2,362	\$3.75
				Longtail snapper (onaga)			
		<i>Etelis coruscans</i>	Palu loa/Palu atu/Palu malau	405	\$1,518	\$3.75	
		<i>Lutjanus gibbus</i>	Humpback snapper/Mala'i	2,846	\$10,662	\$3.75	
		<i>Lutjanus kasmira</i>	Blue-lined snapper/Savane	167	\$542	\$3.25	
Groupers		<i>Cephalopholis argus</i>	Peacock grouper/Gatala/Gakala uli/Loi	3	\$10	\$3.34	
		Family: Serranidae (unspecified)	Groupers/Gatala/Gakala o le a'au	94	\$301	\$3.19	
		<i>Variola albimarginata</i>	White-edged lyretail/Velo/Papa	567	\$2,127	\$3.75	
Emperors		Family: Lethrinidae (unspecified)	Emperors/Filoa	1,164	\$4,351	\$3.74	
		<i>Lethrinus lentjan</i>	Redgill emperor/Filoa	138	\$468	\$3.40	
Jacks & Trevallies		<i>Caranx lugubris</i>	Black jack/Taufauli	113	\$424	\$3.75	
		Family: Carangidae (unspecified)	Jacks/Lupoka/Ulua	1	\$4	\$3.76	
	Family: Carangidae (unspecified)	Trevallies/Lalafutu	2	\$7	\$3.00		
Mixed fishes (unspecified)	Fam: Carangidae, Lutjanidae, Lethrinidae & Serranidae	Bottomfishes (unspecified)	1,548	\$4,643	\$3.00		



FISHERY GROUP	Subgroup	Scientific Name	Local common name(s)	Lb Sold	Estimated Value	Price/Lb
REEF & INSHORE FISHES	Parrotfishes Tangs, Surgeons, & Unicornfishes	Family: Scaridae (unspecified)	Parrotfishes/Fuga/Fuga usi/Laea	725	\$2,356	\$3.25
		<i>Acanthurus guttatus</i>	White spotted surgeonfish Maogo/Maono	2	\$6	\$3.01
		<i>Acanthurus lineatus</i>	Blue-banded surgeonfish/Alogo	544	\$1,632	\$3.00
		<i>Acanthurus nigrofuscus</i>	Brown surgeonfish/Ponepone	29	\$88	\$3.00
		<i>Ctenochaetus striatus</i>	Striped bristletooth/Poge/Pala'ia	351	\$1,053	\$3.00
		<i>Naso lituratus</i>	Orangespine unicornfish/Umelei/Ili'ilia	56	\$209	\$3.75
		<i>Naso spp.</i>	Unicornfishes (unspecified)/Ume	192	\$577	\$3.00
	Squirrel & Soldierfishes Inshore	<i>Sargocentron spp.</i> , <i>Neoniphon spp.</i>	Squirrelfishes (unspecified)/Malau	184	\$655	\$3.56
	Snappers	<i>Paracaesio stonei</i>	Stone's snapper/Palu mutu	299	\$1,123	\$3.75
	Eels	Mainly <i>Gymnothorax spp.</i>	Eels (unspecified)/To'e/Maoa'e/Atananoa	104	\$311	\$3.00
	Other Reef & Inshore Fishes	<i>Abudefduf spp.</i>	Sergeant major/Mutu/Muku/Mamo	13	\$40	\$3.00
		Family: Monacanthidae (unspecified)	Filefishes/Pa'umalō	3	\$10	\$3.50
		Various families	Reef fishes (unspecified)	487	\$1,490	\$3.06
INVERTEBRATES	Crustaceans	<i>Panulirus penicillatus</i>	Spiny lobster/Ula sami	197	\$886	\$4.50
	Mollusks	<i>Octopus cyanea</i> , <i>Octopus ornatus</i>	Octopus/Fe'e	7	\$37	\$5.00
<b>TOTAL</b>				<b>263,259</b>	<b>\$310,953</b>	<b>\$1.18</b>

Table A 5. American Samoa April 2013 Estimated Commercial Landings

FISHERY GROUP	Subgroup	Scientific Name	Local common name(s)	Lb Sold	Estimated Value	Price/Lb
PELAGIC FISHES	Tunas	<i>Katsuwonus pelamis</i>	Skipjack tuna/Atu/Ga'ogo	6,169	\$5,324	\$0.86
		<i>Thunnus alalunga</i>	Albacore tuna/Apakoa	234,813	\$270,035	\$1.15
		<i>Thunnus albacares</i>	Yellowfin tuna/Asiasi	44,500	\$40,445	\$0.91
		<i>Thunnus obesus</i>	Bigeye tuna/Matalapoa	13,897	\$11,118	\$0.80
	Other Scombrids	<i>Acanthocybium solandri</i>	Wahoo/Paāla	4,478	\$2,253	\$0.50
	Other Pelagics	<i>Coryphaena hippurus, C. equiselis</i>	Mahimahi/Masimasi	224	\$593	\$2.65
		<i>Sphyræna spp.</i>	Small barracudas/Sapatū/Saosao	39	\$108	\$2.75
BOTTOMFISHES	Snappers	<i>Lutjanus gibbus</i>	Humpback snapper/Mala'i	5	\$18	\$3.50
	Groupers		Peacock grouper			
		<i>Cephalopholis argus</i>	Gatala/Gakala uli/Loi	4	\$14	\$3.50
		Family: Serranidae (unspecified)	Groupers/Gatala/Gakala o le a'au	16	\$45	\$2.90
	Emperors	<i>Lethrinus microdon</i>	Longnose emperor/Filoa va'a	2	\$7	\$3.50
		<i>Monotaxis grandoculis</i>	Bigeye bream Mu matavaivai/Matamu/Mu loalia	2	\$8	\$3.51
	Mixed fishes (unspecified)	Fam: Carangidae, Lutjanidae, Lethrinidae & Serranidae	Bottomfishes (unspecified)	330	\$1,091	\$3.30
REEF & INSHORE FISHES	Parrotfishes	Family: Scaridae (unspecified)	Parrotfishes/Fuga/Fuga usi/Laea	367	\$1,325	\$3.61
	Tangs, Surgeons & Unicornfishes	<i>Acanthurus lineatus</i>	Blue-banded surgeonfish/Alogo	786	\$2,356	\$3.00
		<i>Acanthurus nigricauda</i>	Blackstreak surgeonfish/Pone i'usina	1	\$5	\$3.51
		<i>Acanthurus nigrofuscus</i>	Brown surgeonfish/Ponepone	1	\$4	\$3.06
		<i>Ctenochaetus striatus</i>	Striped bristletooth/Poge/Pala'ia	244	\$731	\$2.99
		<i>Naso lituratus</i>	Orangespine unicornfish/Umelei/Ili'ilia	104	\$364	\$3.50
		<i>Naso spp.</i>	Unicornfishes (unspecified)/Ume	279	\$836	\$3.00

FISHERY GROUP	Subgroup	Scientific Name	Local common name(s)	Lb Sold	Estimated Value	Price/Lb
	<b>Goatfishes</b>	<i>Naso unicornis</i>	Bluespine unicornfish/Ume isu	5	\$19	\$3.50
		<i>Mulloidichthys vanicolensis</i>	Yellowfin goatfish/l'asina	5	\$19	\$3.50
		<i>Parupeneus trifasciatus</i>	Doublebar goatfish/Matulau moana	2	\$5	\$3.01
	<b>Squirrel &amp; Soldierfishes</b>	<i>Sargocentron spp., Neoniphon spp.</i>	Squirrelfishes (unspecified)/Malau	156	\$464	\$2.97
		<i>Sargocentron tiere</i>	Tahitian squirrelfish/Malau	6	\$22	\$3.50
	<b>Inshore Groupers</b>		One-blotch grouper/Gatala/ Gakala puleyasi/Gakala tane	1	\$4	\$3.63
			Family: Serranidae (unspecified)	Inshore groupers/Gatala/Gakala o le a'au	23	\$68
	<b>Glasseyes</b>	<i>Priacanthus blochii</i>	Bloch's bigeye/Matapula	2	\$6	\$3.50
	<b>Other Reef &amp; Inshore Fishes</b>	<i>Kuhlia mugil</i>	Barred flagtail/Mataele	1	\$4	\$3.94
			Various families	Reef fishes (unspecified)	366	\$1,109
<b>INVERTEBRATES</b>	<b>Crustaceans</b>	<i>Panulirus penicillatus</i>	Spiny lobster/Ula sami	87	\$348	\$4.00
<b>TOTAL</b>				<b>306,915</b>	<b>\$338,750</b>	<b>\$1.10</b>

Table A 6. American Samoa May 2013 Estimated Commercial Landings

FISHERY GROUP	Subgroup	Scientific Name	Local common name(s)	Lb Sold	Estimated Value	Price/Lb	
PELAGIC FISHES	Tunas	<i>Katsuwonus pelamis</i>	Skipjack tuna/Atu/Ga'ogo	18,844	\$15,256	\$0.81	
		<i>Thunnus alalunga</i>	Albacore tuna/Apakoa	763,391	\$878,821	\$1.15	
		<i>Thunnus albacares</i>	Yellowfin tuna/Asiasi	197,803	\$178,924	\$0.90	
		<i>Thunnus obesus</i>	Bigeye tuna/Matalapoa	34,858	\$27,887	\$0.80	
		Tribe: Thunnini	Tunas (unspecified)	93	\$304	\$3.25	
	Other Scombrids	<i>Acanthocybium solandri</i>	Wahoo/Paāla	12,831	\$5,206	\$0.41	
		<i>Gymnosarda unicolor</i>	Dogtooth tuna/Tagi	63	\$190	\$3.00	
		<i>Coryphaena hippurus</i> , <i>C. equiselis</i>	Mahimahi/Masimasi	1,186	\$3,381	\$2.85	
	Other Pelagics	<i>Elagatis bipinnulata</i>	Rainbow runner/Sāmani	31	\$102	\$3.26	
		<i>Sphyraena spp.</i>	Small barracudas/Sapatū/Saosao	49	\$149	\$3.02	
<i>Aphareus furca</i>		Brown jobfish/Palu aloalo	2	\$7	\$3.00		
BOTTOMFISHES	Snappers	<i>Aprion virescens</i>	Gray jobfish/Asoama	88	\$311	\$3.52	
		<i>Etelis carbunculus</i>	Ruby snapper (ehu)/Palu malau	77	\$290	\$3.75	
		<i>Lutjanus gibbus</i>	Humpback snapper/Mala'i	51	\$168	\$3.30	
		<i>Lutjanus kasmira</i>	Blue-lined snapper/Savane	37	\$127	\$3.38	
		<i>Lutjanus monostigma</i>	Onespot snapper/Taiva/Kaiva	4	\$13	\$3.00	
		Groupers	<i>Cephalopholis argus</i>	Peacock grouper/Gatala/Gakala uli/Loi	7	\$21	\$3.00
			Family: Serranidae (unspecified)	Groupers/Gatala/Gakala o le a'au	27	\$81	\$3.00
	<i>Variola albimarginata</i>		White-edged lyretail/Velo/Papa	8	\$30	\$3.75	
	Emperors	Family: Lethrinidae (unspecified)	Emperors/Filoa	150	\$432	\$2.87	
		<i>Lethrinus microdon</i>	Longnose emperor/Filoa va'a	42	\$159	\$3.75	
		<i>Monotaxis grandoculis</i>	Bigeye bream Mu matavaivai/Matamu/Mu loalia	1	\$3	\$3.00	
	Jacks & Trevallies	Family: Carangidae (unspecified)	Jacks/Lupoka/Ulua	2	\$5	\$3.01	

FISHERY GROUP	Subgroup	Scientific Name	Local common name(s)	Lb Sold	Estimated Value	Price/Lb
		Family: Carangidae (unspecified)	Trevallies/Lalafutu	1	\$3	\$3.00
		<i>Seriola dumerili</i>	Greater amberjack/Talafa/Malauli	8	\$23	\$3.00
	<b>Mixed fishes (unspecified)</b>	Fam: Carangidae, Lutjanidae, Lethrinidae & Serranidae	Bottomfishes (unspecified)	3,465	\$10,395	\$3.00
<b>REEF &amp; INSHORE FISHES</b>	<b>Parrotfishes</b>	Family: Scaridae (unspecified)	Parrotfishes/Fuga/Fuga usi/Laea	940	\$2,725	\$2.90
		<i>Scarus schlegeli</i>	Yellowband parrotfish/Fuga	6	\$17	\$3.00
	<b>Tangs, Surgeons, &amp; Unicornfishes</b>	<i>Acanthurus achilles</i>	Achilles tang/Kolama	1	\$2	\$3.52
		<i>Acanthurus guttatus</i>	White spotted surgeonfish/Maogo/Maono	19	\$61	\$3.23
		<i>Acanthurus lineatus</i>	Blue-banded surgeonfish/Alogo	1,895	\$5,633	\$2.97
		<i>Acanthurus nigricauda</i>	Blackstreak surgeonfish/Pone i'usina	6	\$21	\$3.50
		<i>Acanthurus nigrofuscus</i>	Brown surgeonfish/Ponepone	142	\$426	\$3.00
		<i>Acanthurus triostegus</i>	Convict tang/Manini/Magigi	15	\$45	\$3.00
		<i>Acanthurus xanthopterus</i>	Yellowfin surgeonfish/Palagi	5	\$14	\$3.00
		<i>Ctenochaetus striatus</i>	Striped bristletooth/Poge/Pala'ia	863	\$2,573	\$2.98
		<i>Naso brachycentron</i>	Humpback unicornfish/Ume kamela	14	\$43	\$3.00
		<i>Naso lituratus</i>	Orangespine unicornfish/Umelei/Ili'ilia	157	\$487	\$3.10
		<i>Naso spp.</i>	Unicornfishes (unspecified)/Ume	470	\$1,408	\$2.99
		<i>Naso unicornis</i>	Bluespine unicornfish/Ume isu	101	\$321	\$3.17
		<b>Goatfishes</b>	<i>Mulloidichthys flavolineatus</i>	Yellowstripe goatfish/l'asina samasama	5	\$15
	<b>Squirrel &amp; Soldierfishes</b>	<i>Myripristis amaena</i>	Brick soldierfish/Malau	3	\$9	\$3.00
		<i>Myripristis berndti</i>	Blotcheye/Bigscale soldierfish Malau ugatele/Malau va'ava'a	14	\$49	\$3.50
		<i>Sargocentron spiniferum</i>	Saber squirrelfish/Tamalau/Mu malau	4	\$15	\$3.50
		<i>Sargocentron spp., Neoniphon spp.</i>	Squirrelfishes (unspecified)/Malau	188	\$546	\$2.91

FISHERY GROUP	Subgroup	Scientific Name	Local common name(s)	Lb Sold	Estimated Value	Price/Lb
		<i>Sargocentron tiere</i>	Tahitian squirrelfish/Malau	24	\$75	\$3.17
	<b>Inshore Groupers</b>	<i>Epinephelus maculatus</i>	Spotted grouper/Gatala/Gakala puleuli	5	\$17	\$3.50
		<i>Epinephelus melanostigma</i>	One-blotch grouper/Gatala/ Gakala puleyasi/Gakala tane	1	\$3	\$3.49
		<i>Epinephelus tauvina</i>	Greasy grouper/Gatala/Gakala tane	2	\$6	\$3.50
		Family: Serranidae (unspecified)	Inshore groupers/Gatala/Gakala o le a'au	96	\$275	\$2.87
	<b>Inshore Snappers</b>	<i>Caesio caerulea</i>	Gold banded fusilier/Kavalau/Atule toto	4	\$15	\$3.62
		<i>Lutjanus bohar</i>	Twinspot/red snapper/Mu/Mumea/ Mu a'a (dark phase)	24	\$87	\$3.63
		<i>Lutjanus timoriensis</i>	Timor snapper/Mala'i pa'epa'e	23	\$88	\$3.75
	<b>Mulletts</b>	Family: Mugilidae (unspecified)	Mullet/Anae/Agae/Fuafua	3	\$9	\$3.00
	<b>Other Reef &amp; Inshore Fishes</b>	<i>Diodon holocanthus</i>	Spiny pufferfish/Tautu/Kauku	21	\$64	\$3.00
		Family: Chaetodontidae (unspecified)	Butterflyfishes/Tifitifi	5	\$15	\$3.00
		<i>Terapon jarbua</i>	Terapon perch/Avaava	9	\$27	\$3.00
		<i>Thalassoma purpurum</i>	Surge wrasse/Uloulou gatala	3	\$12	\$3.50
		Various families	Reef fishes (unspecified)	2,478	\$7,435	\$3.00
		Infraorder: Brachyura (unspecified)	Crabs/Pa'a/Kuku	24	\$92	\$3.79
<b>INVERTEBRATES</b>	<b>Crustaceans</b>	<i>Panulirus penicillatus</i>	Spiny lobster/Ula sami	289	\$1,155	\$4.00
		<i>Parribacus caledonicus</i>	Slipper lobster/Papata/Papaka	1	\$3	\$4.01
	<b>Mollusks</b>	<i>Octopus cyanea, Octopus ornatus</i>	Octopus/Fe'e	19	\$114	\$6.00
	<b>Other Invertebrates</b>	Family: Holothuriidae (multi-species)	Sea cucumber/Gau/Loli/Peva/ Fa'atafa/Maisu/Neti	21	\$64	\$3.00
<b>TOTAL</b>				<b>1,041,019</b>	<b>\$1,146,256</b>	<b>\$1.10</b>

Table A 7. American Samoa June 2013 Estimated Commercial Landings

FISHERY GROUP	Subgroup	Scientific Name	Local common name(s)	Lb Sold	Estimated Value	Price/ Lb	
PELAGIC FISHES	Tunas	<i>Euthynnus affinis</i>	Kawakawa/Kavalau/Atualo	5	\$8	\$1.50	
		<i>Katsuwonus pelamis</i>	Skipjack tuna/Atu/Ga'ogo	7,154	\$5,355	\$0.75	
		<i>Thunnus alalunga</i>	Albacore tuna/Apakoa	700,276	\$805,663	\$1.15	
		<i>Thunnus albacares</i>	Yellowfin tuna/Asiasi	97,141	\$86,378	\$0.89	
		<i>Thunnus obesus</i>	Bigeye tuna/Matalapoa	18,217	\$14,638	\$0.80	
		Tribe: Thunnini	Tunas (unspecified)	220	\$220	\$1.00	
	Other						
	Scomberids	<i>Acanthocybium solandri</i>	Wahoo/Paāla	20,791	\$8,340	\$0.40	
	Billfishes	<i>Makaira mazara</i>	Blue marlin/Sa'ulā oso	160	\$472	\$2.95	
		<i>Coryphaena hippurus</i> , <i>C. equiselis</i>	Mahimahi/Masimasi	3,200	\$6,146	\$1.92	
	Other Pelagics	<i>Elagatis bipinnulata</i>	Rainbow runner/Sāmani	20	\$55	\$2.81	
		<i>Sphyræna spp.</i>	Small barracudas/Sapatū/Saosao	130	\$413	\$3.17	
	BOTTOMFISHES	Snappers	<i>Aphareus furca</i>	Brown jobfish/Palu aloalo	1	\$3	\$3.74
			<i>Aprion virescens</i>	Gray jobfish/Asoama	354	\$1,192	\$3.37
<i>Etelis carbunculus</i>			Ruby snapper (ehu)/Palu malau	47	\$153	\$3.25	
			Longtail snapper (onaga)				
		<i>Etelis coruscans</i>	Palu loa/Palu atu/Palu malau	97	\$363	\$3.75	
		<i>Lutjanus gibbus</i>	Humpback snapper/Mala'i	319	\$1,100	\$3.44	
		<i>Lutjanus kasmira</i>	Blue-lined snapper/Savane	386	\$1,304	\$3.38	
		<i>Lutjanus monostigma</i>	Onespot snapper/Taiva/Kaiva	13	\$42	\$3.38	
		<i>Pristipomoides auricilla</i>	Goldflag jobfish/Palu i'usama	10	\$39	\$3.75	
			Pink snapper (opakapaka)/Palu 'ena'ena	74	\$276	\$3.75	
			Peacock grouper/Gatala/Gakala uli/Loi	26	\$91	\$3.50	
		Groupers	<i>Cephalopholis argus</i>				
			Family: Serranidae (unspecified)	Groupers/Gatala/Gakala o le a'au	98	\$321	\$3.29
		<i>Variola albimarginata</i>	White-edged lyretail/Velo/Papa	55	\$204	\$3.71	

American Samoa

FISHERY GROUP	Subgroup	Scientific Name	Local common name(s)	Lb Sold	Estimated Value	Price/ Lb	
REEF & INSHORE FISHES	<b>Emperors</b>	Family: Lethrinidae (unspecified)	Emperors/Filoa	271	\$914	\$3.38	
		<i>Lethrinus lentjan</i>	Redgill emperor/Filoa	202	\$684	\$3.39	
		<i>Lethrinus microdon</i>	Longnose emperor/Filoa va'a	114	\$427	\$3.75	
	<b>Jacks &amp; Trevallies</b>	Family: Carangidae (unspecified)	Trevallies/Lalafutu	6	\$17	\$3.00	
		<i>Seriola dumerili</i>	Greater amberjack/Talafa/Malauli	34	\$115	\$3.38	
	<b>Mixed fishes (unspecified)</b>	Fam: Carangidae, Lutjanidae, Lethrinidae & Serranidae	Bottomfishes (unspecified)	2,578	\$8,712	\$3.38	
	<b>Parrotfishes Tangs, Surgeons &amp; Unicornfishes</b>	Family: Scaridae (unspecified)	Parrotfishes/Fuga/Fuga usi/Laea	1,093	\$3,311	\$3.03	
		<i>Acanthurus lineatus</i>	Blue-banded surgeonfish/Alogo	1,449	\$4,324	\$2.98	
		<i>Acanthurus nigrofuscus</i>	Brown surgeonfish/Ponepone	40	\$140	\$3.50	
		<i>Acanthurus xanthopterus</i>	Yellowfin surgeonfish/Palagi	5	\$19	\$3.75	
		<i>Ctenochaetus striatus</i>	Striped bristletooth/Poge/Pala'ia Orangespine	486	\$1,448	\$2.98	
		<i>Naso lituratus</i>	unicornfish/Umelei/Ili'ilia	29	\$101	\$3.50	
		<i>Naso spp.</i>	Unicornfishes (unspecified)/Ume Yellowstripe goatfish/l'asina	341	\$1,002	\$2.94	
		<b>Goatfishes</b>	<i>Mulloidichthys flavolineatus</i>	samasama	9	\$32	\$3.38
		<b>Squirrel &amp; Soldierfishes</b>		Bronze soldierfish			
<i>Myripristis adusta</i>			Malau tuavela/Malau 'uo/Malau tui	3	\$11	\$3.76	
<i>Sargocentron spp.</i> , <i>Neoniphon spp.</i>	Squirrelfishes (unspecified)/Malau		193	\$553	\$2.87		
<b>Inshore Groupers</b>	<i>Epinephelus fasciatus</i>	Blacktip grouper/Fausi	5	\$16	\$3.00		
	<i>Epinephelus longispinis</i>	Longspine grouper/Gatala/Gakala pule'ena	13	\$39	\$3.00		

American Samoa



FISHERY GROUP	Subgroup	Scientific Name	Local common name(s)	Lb Sold	Estimated Value	Price/ Lb
		<i>Epinephelus maculatus</i>	Spotted grouper/Gatala/Gakala puleuli	32	\$95	\$3.00
		<i>Epinephelus timorensis</i>	Yellowspot grouper/Gatala/Gakala pulesama	1	\$5	\$3.76
		Family: Serranidae (unspecified)	Inshore groupers/Gatala/Gakala o le a'au	43	\$119	\$2.79
	<b>Inshore Snappers</b>	<i>Lutjanus bohar</i>	Twinspot/red snapper/Mu/Mumea/Mu a'a (dark phase)	29	\$92	\$3.20
		<i>Macolor niger</i>	Black snapper/Matala'oa/Makala'oa	49	\$146	\$3.00
		<i>Paracaesio stonei</i>	Stone's snapper/Palu mutu	1	\$3	\$3.75
	<b>Mullets</b>	Family: Mugilidae (unspecified)	Mullet/Ana'e/Agae/Fuafua	6	\$22	\$3.75
		<i>Liza vaigiensis</i>	Diamond scale mullet/Agae afa	99	\$298	\$3.00
	<b>Eels</b>	Mainly <i>Gymnothorax</i> spp.	Spotted moray eels/To'e/Pusi/Maoa'e	19	\$56	\$3.00
	<b>Other Reef &amp; Inshore Fishes</b>	<i>Aulostomus</i> spp.	Trumpetfish/Cornetfish/Taoto/Taoto ena	1	\$4	\$2.99
		Family: Balistidae (unspecified)	Triggerfishes/Sumu	22	\$65	\$3.00
		<i>Terapon jarbua</i>	Terapon perch/Avaava	11	\$33	\$3.00
		Various families	Reef fishes (unspecified)	370	\$1,217	\$3.29
<b>INVERTEBRATES</b>	<b>Crustaceans</b>	<i>Panulirus penicillatus</i>	Spiny lobster/Ula sami	178	\$740	\$4.17
<b>TOTAL</b>				<b>856,526</b>	<b>\$957,536</b>	<b>\$1.12</b>

Table A 8. American Samoa July 2013 Estimated Commercial Landings

FISHERY GROUP	Subgroup	Scientific Name	Local common name(s)	Lb Sold	Estimated Value	Price/Lb	
PELAGIC FISHES	Tunas	<i>Katsuwonus pelamis</i>	Skipjack tuna/Atu/Ga'ogo	27,692	\$21,979	\$0.79	
		<i>Thunnus alalunga</i>	Albacore tuna/Apakoa	648,101	\$745,688	\$1.15	
		<i>Thunnus albacares</i>	Yellowfin tuna/Asiasi	111,506	\$102,890	\$0.92	
		<i>Thunnus obesus</i>	Bigeye tuna/Matalapoa	9,701	\$7,761	\$0.80	
	Other Scombrids	<i>Acanthocybium solandri</i>	Wahoo/Paāla	15,949	\$8,107	\$0.51	
		<i>Rastrelliger brachysoma</i>	Mackerel/Ga	604	\$1,458	\$2.41	
	Billfishes	<i>Xiphias gladius</i>	Swordfish/Sa'ulā malie	41	\$144	\$3.50	
		<i>Coryphaena hippurus</i> , <i>C. equiselis</i>	Mahimahi/Masimasi	14,641	\$41,728	\$2.85	
	Other Pelagics	<i>Sphyraena forsteri</i>	Bigeye barracuda/Sapatū/Saosao	67	\$183	\$2.73	
		<i>Sphyraena spp.</i>	Small barracudas/Sapatū/Saosao	20	\$56	\$2.83	
	BOTTOMFISHES	Snappers	<i>Aphareus furca</i>	Brown jobfish/Palu aloalo	24	\$72	\$3.00
			<i>Aprion virescens</i>	Gray jobfish/Asoama	125	\$406	\$3.25
			<i>Etelis carbunculus</i>	Ruby snapper (ehu)/Palu malau	55	\$245	\$4.49
			<i>Etelis coruscans</i>	Longtail snapper (onaga) Palu loa/Palu atu/Palu malau	10	\$39	\$3.95
		Family: Lutjanidae (unspecified)	Deep water snappers/Palu	16	\$48	\$3.00	
		<i>Lutjanus fulvus</i>	Yellow margined snapper/Tamala	8	\$25	\$3.00	
		<i>Lutjanus gibbus</i>	Humpback snapper/Mala'i	151	\$492	\$3.25	
		<i>Lutjanus kasmira</i>	Blue-lined snapper/Savane	47	\$155	\$3.32	
		<i>Pristipomoides multidentis</i>	Multidentis snapper/Palu ugatele	16	\$49	\$3.00	
Groupers		<i>Cephalopholis argus</i>	Peacock grouper/Gatala/Gakala uli/Loi	5	\$15	\$3.00	
		<i>Cephalopholis urodeta</i>	Flagtail grouper/Mata'ele	2	\$7	\$3.00	
		Family: Serranidae (unspecified)	Groupers/Gatala/Gakala o le a'au	73	\$229	\$3.15	
		<i>Variola albimarginata</i>	White-edged lyretail/Velo/Papa	8	\$33	\$3.95	

FISHERY GROUP	Subgroup	Scientific Name	Local common name(s)	Lb Sold	Estimated Value	Price/Lb
			Yellow-edged lyretail			
		<i>Variola louti</i>	Apapa/Papa/Papa tuauli/Velo	15	\$45	\$3.00
	<b>Emperors</b>	Family: Lethrinidae (unspecified)	Emperors/Filoa	66	\$228	\$3.45
		<i>Lethrinus lentjan</i>	Redgill emperor/Filoa	40	\$121	\$3.00
			Bigeye bream			
		<i>Monotaxis grandoculis</i>	Mu matavaivai/Matamu/Mu loalia	12	\$35	\$3.06
	<b>Jacks &amp; Trevallies</b>	Family: Carangidae (unspecified)	Jacks/Lupoka/Ulua	60	\$179	\$2.97
		<i>Seriola rivoliana</i>	Amberjack/Talafa	146	\$439	\$3.00
	<b>Other Carangids</b>	<i>Selar crumenophthalmus</i>	Bigeye scad/Atule	231	\$579	\$2.50
	<b>Mixed fishes (unspecified)</b>	Fam: Carangidae, Lutjanidae, Lethrinidae & Serranidae	Bottomfishes (unspecified)	4,223	\$12,555	\$2.97
<b>REEF &amp; INSHORE FISHES</b>						
	<b>Parrotfishes</b>	Family: Scaridae (unspecified)	Parrotfishes/Fuga/Fuga usi/Laea	787	\$2,335	\$2.97
		<i>Scarus schlegeli</i>	Yellowband parrotfish/Fuga	19	\$58	\$3.00
	<b>Tangs, Surgeons &amp; Unicornfishes</b>					
		<i>Acanthurus achilles</i>	Achilles tang/Kolama	2	\$6	\$2.99
		<i>Acanthurus blochii</i>	Ringtail surgeonfish/Palani	8	\$24	\$3.00
		<i>Acanthurus guttatus</i>	White spotted surgeonfish/Maogo/Maono	9	\$28	\$3.00
		<i>Acanthurus lineatus</i>	Blue-banded surgeonfish/Alogo	917	\$2,743	\$2.99
		<i>Acanthurus nigricans</i>	White cheek surgeonfish/Laulama/Gaitolama	1	\$4	\$3.00
		<i>Acanthurus nigricauda</i>	Blackstreak surgeonfish/Pone i'usina	13	\$38	\$3.00
		<i>Acanthurus nigrofuscus</i>	Brown surgeonfish/Ponepone	19	\$59	\$3.18
		<i>Acanthurus olivaceus</i>	Orange-spot surgeonfish/Afinamea	12	\$37	\$3.00
		<i>Acanthurus xanthopterus</i>	Yellowfin surgeonfish/Palagi	31	\$104	\$3.38

FISHERY GROUP	Subgroup	Scientific Name	Local common name(s)	Lb Sold	Estimated Value	Price/Lb
		<i>Ctenochaetus striatus</i>	Striped bristletooth/Poge/Pala'ia	132	\$395	\$3.00
		Family: Acanthuridae (unspecified)	Surgeonfishes/tangs/Poge/Alogo	4	\$12	\$3.00
		<i>Naso brachycentron</i>	Humpback unicornfish/Ume kamela	13	\$39	\$3.00
		<i>Naso lituratus</i>	Orangespine unicornfish/Umelei/Ili'ilia	118	\$436	\$3.69
		<i>Naso spp.</i>	Unicornfishes (unspecified)/Ume	261	\$787	\$3.01
		<i>Naso unicornis</i>	Bluespine unicornfish/Ume isu	39	\$118	\$3.00
	<b>Goatfishes</b>	Family: Mullidae (unspecified)	Goatfishes/Vete/Veke	3	\$10	\$3.00
		<i>Mulloidichthys flavolineatus</i>	Yellowstripe goatfish/l'asina samasama	10	\$39	\$3.95
		<i>Parupeneus indicus</i>	Indian goatfish/Ta'uleia	2	\$7	\$3.00
	<b>Squirrel &amp; Soldierfishes</b>	<i>Myripristis amaena</i>	Brick soldierfish/Malau	7	\$23	\$3.13
			Blotcheye/Bigscale soldierfish			
		<i>Myripristis berndti</i>	Malau ugatele/Malau va'ava'a	33	\$100	\$3.03
		<i>Myripristis violacea</i>	Violet soldierfish/Malau tuauli	13	\$39	\$3.00
			Tailspot squirrelfish/Malau l'usina			
		<i>Sargocentron caudimaculatum</i>	Tamalau mumu/Tameno mumu	9	\$27	\$3.00
		<i>Sargocentron spiniferum</i>	Saber squirrelfish/Tamalau/Mu malau	7	\$22	\$3.00
		<i>Sargocentron spp., Neoniphon spp.</i>	Squirrelfishes (unspecified)/Malau	114	\$335	\$2.94
		<i>Sargocentron tiera</i>	Tahitian squirrelfish/Malau	12	\$35	\$2.92
	<b>Inshore Groupers</b>	<i>Epinephelus longispinis</i>	Longspine grouper/Gatala/Gakala pule'ena	12	\$35	\$3.00
			One-blotch grouper/Gatala/			
		<i>Epinephelus melanostigma</i>	Gakala puletasi/Gakala tane	1	\$2	\$3.02
			Honeycomb grouper/Gatala/			
		<i>Epinephelus merra</i>	Gakala aloalo/Gakala pulepule	4	\$14	\$3.48
		<i>Epinephelus miliaris</i>	Netfin grouper/Ata'ata uli	2	\$6	\$3.00

FISHERY GROUP	Subgroup	Scientific Name	Local common name(s)	Lb Sold	Estimated Value	Price/Lb
		<i>Epinephelus polyphkadion</i>	Smalltooth grouper/Ata'ata nifolii/ Gatala/Gakala aloalo	2	\$6	\$3.00
		<i>Epinephelus tauvina</i>	Greasy grouper/Gatala/Gakala tane	6	\$17	\$2.97
		Family: Serranidae (unspecified)	Inshore groupers/Gatala/Gakala o le a'au	72	\$212	\$2.94
		<i>Plectropomus laevis</i>	Saddleback grouper/Ata'ata utu	1	\$2	\$2.76
	<b>Inshore Snappers</b>	<i>Caesio caerulea</i>	Gold banded fusilier/Kavalau/Atule toto	2	\$8	\$3.95
		<i>Lutjanus bohar</i>	Twinspot/red snapper/Mu/Mumea/ Mu a'a (dark phase)	20	\$59	\$3.00
	<b>Inshore Jacks &amp; Trevallies</b>	<i>Caranx melampygus</i>	Bluefin trevally/Malauli apamoana	7	\$20	\$3.00
		<i>Caranx papuensis</i>	Brassy trevally/Malauli sinasama	5	\$16	\$3.00
	<b>Mulletts</b>	Family: Mugilidae (unspecified)	Mullet/Anae/Agae/Fuafua	14	\$46	\$3.23
	<b>Other Reef &amp; Inshore Fishes</b>	<i>Abudefduf</i> spp.	Sergeant major/Mutu/Muku/Mamo	2	\$6	\$3.00
		<i>Centropyge flavissima</i>	Lemonpeel angelfish/Tu'u'u sama	1	\$4	\$3.00
		<i>Diodon</i> spp.	Porcupinefish/Tautu/Kauku	24	\$73	\$3.00
		Family: Balistidae (unspecified)	Triggerfishes/Sumu	19	\$56	\$3.00
		Family: Siganidae (unspecified)	Rabbitfishes/Pau'ulu/Lō/Loloa	7	\$21	\$3.00
		<i>Kuhlia mugil</i>	Barred flagtail/Mataele	1	\$3	\$3.95
		<i>Kyphosus</i> spp. (various)	Rudderfishes/Gague/Nanue/Matámutu	4	\$12	\$3.30
		<i>Polydactylus</i> spp.	Threadfins/Umiumia/Saesae	2	\$9	\$3.95
		Various families	Reef fishes (unspecified)	449	\$1,348	\$3.00
<b>INVERTEBRATES</b>	<b>Crustaceans</b>	<i>Panulirus penicillatus</i>	Spiny lobster/Ula sami	168	\$635	\$3.79
		<i>Parribacus caledonicus</i>	Slipper lobster/Papata/Papaka	1	\$3	\$3.99
	<b>Mollusks</b>	<i>Octopus cyanea</i> , <i>Octopus ornatus</i>	Octopus/Fe'e	15	\$49	\$3.27
<b>TOTAL</b>				<b>837,091</b>	<b>\$956,512</b>	<b>\$1.14</b>

Table A 9. American Samoa August 2013 Estimated Commercial Landings

FISHERY GROUP	Subgroup	Scientific Name	Local common name(s)	Lb Sold	Estimated Value	Price/Lb	
PELAGIC FISHES	Tunas	<i>Katsuwonus pelamis</i>	Skipjack tuna/Atu/Ga'ogo	17,023	\$9,348	\$0.55	
		<i>Thunnus alalunga</i>	Albacore tuna/Apakoa	455,118	\$523,507	\$1.15	
		<i>Thunnus albacares</i>	Yellowfin tuna/Asiasi	87,878	\$76,342	\$0.87	
		<i>Thunnus obesus</i>	Bigeye tuna/Matalapoa	34,133	\$27,307	\$0.80	
	Other Scombrids	<i>Acanthocybium solandri</i>	Wahoo/Paāla	21,443	\$8,577	\$0.40	
		<i>Rastrelliger brachysoma</i>	Mackerel/Ga	763	\$2,289	\$3.00	
	Billfishes	<i>Xiphias gladius</i>	Swordfish/Sa'ulā malie	425	\$1,288	\$3.03	
		<i>Coryphaena hippurus</i> , <i>C. equiselis</i>	Mahimahi/Masimasi	7,000	\$13,453	\$1.92	
	Other Pelagics	<i>Sphyraena forsteri</i>	Bigeye barracuda/Sapatū/Saosao	15	\$56	\$3.75	
			Silverjaw jobfish (lehi)/Palu sina/Palu gutusiliva	26	\$98	\$3.75	
	BOTTOMFISHES	Snappers	<i>Aphareus rutilans</i>	Gray jobfish/Asoama	106	\$398	\$3.77
			<i>Aprion virescens</i>	Ruby snapper (ehu)/Palu malau	108	\$431	\$4.00
			<i>Etelis carbunculus</i>	Longtail snapper (onaga)			
		<i>Etelis coruscans</i>	Palu loa/Palu atu/Palu malau	22	\$81	\$3.75	
		<i>Lutjanus gibbus</i>	Humpback snapper/Mala'i	89	\$316	\$3.54	
		<i>Lutjanus kasmira</i>	Blue-lined snapper/Savane	29	\$103	\$3.50	
		<i>Pristipomoides auricilla</i>	Goldflag jobfish/Palu i'usama	7	\$28	\$3.75	
		<i>Pristipomoides filamentosus</i>	Pink snapper (opakapaka)/Palu 'ena'ena	76	\$303	\$4.00	
Groupers		Family: Serranidae (unspecified)	Groupers/Gatala/Gakala o le a'au	10	\$31	\$3.00	
Emperors		Family: Lethrinidae (unspecified)	Emperors/Filoa	17	\$52	\$3.00	
		<i>Lethrinus amboinensis</i>	Ambon emperor/Filoa gutumumu	38	\$142	\$3.75	
		<i>Lethrinus lentjan</i>	Redgill emperor/Filoa	16	\$54	\$3.50	
			Bigeye bream				
	<i>Monotaxis grandoculis</i>	Mu matavaivai/Matamu/Mu loalia	3	\$9	\$3.00		

American Samoa

FISHERY GROUP	Subgroup	Scientific Name	Local common name(s)	Lb Sold	Estimated Value	Price/Lb	
	<b>Jacks &amp; Trevallies</b>	<i>Caranx lugubris</i>	Black jack/Taufauli	10	\$36	\$3.74	
		<i>Caranx sexfasciatus</i>	Bigeye trevally/Malauli matalapo'a	82	\$304	\$3.72	
		Family: Carangidae (unspecified)	Jacks/Lupoka/Ulua	4	\$11	\$2.97	
	<b>Other Carangids</b>	<i>Selar crumenophthalmus</i>	Bigeye scad/Atule	165	\$412	\$2.50	
	<b>Mixed fishes (unspecified)</b>	Fam: Carangidae, Lutjanidae, Lethrinidae, & Serranidae	Bottomfishes (unspecified)	5,122	\$15,366	\$3.00	
	<b>REEF &amp; INSHORE FISHES</b>	<b>Parrotfishes</b>	Family: Scaridae (unspecified)	Parrotfishes/Fuga/Fuga usi/Laea	602	\$1,804	\$3.00
		<b>Tangs, Surgeons, &amp; Unicornfishes</b>	<i>Acanthurus dussumieri</i>	Eye-striped surgeonfish/Pone	7	\$20	\$3.00
			<i>Acanthurus guttatus</i>	White spotted surgeonfish/Maogo/Maono	25	\$74	\$3.00
			<i>Acanthurus lineatus</i>	Blue-banded surgeonfish/Alogo	1,542	\$4,622	\$3.00
			<i>Acanthurus nigricauda</i>	Blackstreak surgeonfish/Pone i'usina	5	\$14	\$3.00
<i>Acanthurus nigrofuscus</i>			Brown surgeonfish/Ponepone	55	\$164	\$3.00	
<i>Acanthurus nigroris</i>			Bluelined surgeonfish/Gaitolama/Ponepone	40	\$121	\$3.00	
<i>Acanthurus xanthopterus</i>			Yellowfin surgeonfish/Palagi	29	\$86	\$3.00	
<i>Ctenochaetus striatus</i>			Striped bristletooth/Poge/Pala'ia	490	\$1,469	\$3.00	
<i>Naso lituratus</i>			Orangespine unicornfish/Umelei/Ili'ilia	36	\$108	\$3.00	
<i>Naso spp.</i>			Unicornfishes (unspecified)/Ume	505	\$1,515	\$3.00	
<i>Naso unicornis</i>			Bluespine unicornfish/Ume isu	103	\$310	\$3.00	
<i>Naso vlamingii</i>			Bignose unicornfish/Ume masimasi/Ume moana	7	\$21	\$3.00	
<b>Goatfishes</b>	Family: Mullidae (unspecified)	Goatfishes/Vete/Veke	4	\$12	\$3.00		
	<i>Mulloidichthys flavolineatus</i>	Yellowstripe goatfish/l'asina samasama	1	\$2	\$3.00		
		<i>Parupeneus multifasciatus</i>	Multi-barred goatfish/Afulu	3	\$9	\$3.00	

FISHERY GROUP	Subgroup	Scientific Name	Local common name(s)	Lb Sold	Estimated Value	Price/Lb
	<b>Squirrel &amp; Soldierfishes</b>	<i>Myripristis amaena</i>	Brick soldierfish/Malau	24	\$73	\$3.00
		<i>Myripristis berndti</i>	Blotcheye/Bigscale soldierfish Malau ugatele/Malau va'ava'a	14	\$42	\$3.00
		<i>Myripristis pralinia</i>	Scarlet soldierfish Malau mano/Malau va'ava'a	2	\$7	\$3.00
		<i>Sargocentron caudimaculatum</i>	Tailspot squirrelfish/Malau l'usina	3	\$9	\$3.00
		<i>Sargocentron spiniferum</i>	Tamalau mumu/Tameno mumu	8	\$28	\$3.75
		<i>Sargocentron spp., Neoniphon spp.</i>	Saber squirrelfish/Tamalau/Mu malau	157	\$421	\$2.68
		<i>Sargocentron tiere</i>	Squirrelfishes (unspecified)/Malau	12	\$36	\$3.00
	<b>Inshore Groupers</b>	<i>Cephalopholis sexmaculata</i>	Tahitian squirrelfish/Malau	4	\$13	\$3.00
		<i>Epinephelus fasciatus</i>	Six-banded grouper/Gatala/Gakala mumu	4	\$11	\$3.00
		Family: Serranidae (unspecified)	Blacktip grouper/Fausi	7	\$19	\$2.90
	<b>Inshore Snappers</b>	<i>Caesio caerulea</i>	Inshore groupers/Gatala/Gakala o le a'au	22	\$82	\$3.75
		<i>Lutjanus bohar</i>	Gold banded fusilier/Kavalau/Atule toto	68	\$255	\$3.75
		<i>Macolor niger</i>	Twinspot/red snapper/Mu/Mumea/ Mu a'a (dark phase)	16	\$61	\$3.75
	<b>Inshore Jacks &amp; Trevallies</b>	<i>Caranx melampygus</i>	Black snapper/Matala'oa/Makala'oa	14	\$41	\$3.00
	<b>Mullet</b>	Family: Mugilidae (unspecified)	Bluefin trevally/Malauli apamoana	3	\$8	\$3.00
	<b>Other Reef &amp; Inshore Fishes</b>	<i>Aulostomus spp.</i>	Mullet/Anae/Agae/Fuafua	1	\$4	\$3.73
		<i>Diodon spp.</i>	Trumpetfish/Cornetfish/Taoto/Taoto ena	10	\$31	\$3.00
		Family: Balistidae (unspecified)	Porcupinefish/Tautu/Kauku	8	\$25	\$3.00
		<i>Kyphosus spp. (various)</i>	Triggerfishes/Sumu	7	\$22	\$3.00
		<i>Thalassoma purpurum</i>	Rudderfishes/Gague/Nanue/Matámutu	2	\$6	\$3.01



FISHERY GROUP	Subgroup	Scientific Name	Local common name(s)	Lb Sold	Estimated Value	Price/Lb
INVERTEBRATES	Crustaceans	Various families	Reef fishes (unspecified)	1,399	\$4,198	\$3.00
		<i>Panulirus penicillatus</i>	Spiny lobster/Ula sami	226	\$902	\$4.00
		<i>Parribacus caledonicus</i>	Slipper lobster/Papata/Papaka	1	\$3	\$4.00
	Mollusks	<i>Octopus cyanea</i> , <i>Octopus ornatus</i>	Octopus/Fe'e	49	\$123	\$2.50
	<b>TOTAL</b>				<b>635,243</b>	<b>\$697,113</b>

Table A 10. American Samoa September 2013 Estimated Commercial Landings

FISHERY GROUP	Subgroup	Scientific Name	Local common name(s)	Lb Sold	Estimated Value	Price/Lb
PELAGIC FISHES	Tunas	<i>Katsuwonus pelamis</i>	Skipjack tuna/Atu/Ga'ogo	20,598	\$15,448	\$0.75
		<i>Thunnus alalunga</i>	Albacore tuna/Apakoa	493,458	\$567,477	\$1.15
		<i>Thunnus albacares</i>	Yellowfin tuna/Asiasi	86,746	\$78,081	\$0.90
		<i>Thunnus obesus</i>	Bigeye tuna/Matalapoa	18,548	\$14,838	\$0.80
	Other Scombrids	<i>Acanthocybium solandri</i>	Wahoo/Paāla	22,343	\$9,112	\$0.41
	Billfishes	<i>Makaira mazara</i>	Blue marlin/Sa'ulā oso	424	\$360	\$0.85
		<i>Coryphaena hippurus</i> , <i>C. equiselis</i>	Mahimahi/Masimasi	6,781	\$13,023	\$1.92
	Other Pelagics	<i>Sphyræna forsteri</i>	Bigeye barracuda/Sapatū/Saosao	59	\$177	\$3.00
		<i>Sphyræna spp.</i>	Small barracudas/Sapatū/Saosao	55	\$147	\$2.67
			Silverjaw jobfish (lehi)/Palu sina/Palu gutusiliva	143	\$429	\$3.00
	BOTTOMFISHES	Snappers	<i>Aphareus rutilans</i>	Gray jobfish/Asoama	220	\$660
<i>Lutjanus fulvus</i>			Yellow margined snapper/Tamala	3	\$8	\$3.00
<i>Lutjanus gibbus</i>			Humpback snapper/Mala'i	78	\$234	\$3.00
<i>Lutjanus kasmira</i>			Blue-lined snapper/Savane	155	\$524	\$3.38
<i>Pristipomoides zonatus</i>			Flower snapper (gindai)/Palu sega/Palu ula	22	\$66	\$3.00
Family: Lethrinidae (unspecified)			Emperors/Filoa	6	\$23	\$3.75
Emperors Jacks & Trevallies		<i>Carangoides orthogrammus</i>	Goldspot trevally/Lupo	76	\$228	\$3.00
		<i>Caranx lugubris</i>	Black jack/Taufauli	48	\$179	\$3.75
Other Carangids		<i>Selar crumenophthalmus</i>	Bigeye scad/Atule	3	\$10	\$3.00
Mixed fishes (unspecified)		Fam: Carangidae, Lutjanidae, Lethrinidae & Serranidae	Bottomfishes (unspecified)	476	\$1,548	\$3.25

FISHERY GROUP	Subgroup	Scientific Name	Local common name(s)	Lb Sold	Estimated Value	Price/Lb
<b>REEF &amp; INSHORE FISHES</b>	<b>Parrotfishes Tangs, Surgeons, &amp; Unicornfishes</b>	Family: Scaridae (unspecified)	Parrotfishes/Fuga/Fuga usi/Laea	463	\$1,419	\$3.06
			White spotted surgeonfish			
		<i>Acanthurus guttatus</i>	Maogo/Maono	18	\$53	\$3.00
		<i>Acanthurus lineatus</i>	Blue-banded surgeonfish/Alogo	1,254	\$3,761	\$3.00
		<i>Acanthurus nigrofuscus</i>	Brown surgeonfish/Ponepone	35	\$104	\$3.00
		<i>Acanthurus triostegus</i>	Convict tang/Manini/Magigi	1	\$3	\$2.99
		<i>Ctenochaetus striatus</i>	Striped bristletooth/Poge/Pala'ia	273	\$820	\$3.00
		<i>Naso lituratus</i>	Orangespine unicornfish/Umelei/Ili'ilia	25	\$74	\$3.00
		<i>Naso spp.</i>	Unicornfishes (unspecified)/Ume	189	\$566	\$3.00
		<i>Naso unicornis</i>	Bluespine unicornfish/Ume isu	90	\$269	\$3.00
	<b>Squirrel &amp; Soldierfishes</b>	<i>Myripristis amaena</i>	Brick soldierfish/Malau	19	\$56	\$3.00
		<i>Myripristis berndti</i>	Blotcheye/Bigscale soldierfish Malau ugatele/Malau va'ava'a	20	\$59	\$2.95
		<i>Sargocentron spiniferum</i>	Saber squirrelfish/Tamalau/Mu malau	13	\$49	\$3.75
		<i>Sargocentron spp., Neoniphon spp.</i>	Squirrelfishes (unspecified)/Malau	129	\$386	\$3.00
		<i>Sargocentron tiera</i>	Tahitian squirrelfish/Malau	1	\$5	\$3.75
		<b>Inshore Groupers</b>	<i>Epinephelus melanostigma</i>	One-blotch grouper/Gatala/ Gakala puletasi/Gakala tane	10	\$38
	<i>Epinephelus tauvina</i>		Greasy grouper/Gatala/Gakala tane	23	\$69	\$3.00
	Family: Serranidae (unspecified)		Inshore groupers/Gatala/Gakala o le a'au	30	\$89	\$3.00
	<b>Inshore Jacks &amp; Trevallies</b>	<i>Caranx papuensis</i>	Brassy trevally	8	\$24	\$3.00
		<b>Other Reef &amp; Inshore Fishes</b>	<i>Diodon spp.</i>	Porcupinefish/Tautu/Kauku	27	\$80
	Family: Siganidae (unspecified)		Rabbitfishes/Pau'ulu/Lō/Loloa	3	\$10	\$3.00
	<i>Hemigymnus melapterus</i>		Blackeye thicklip/Sugale lupe	4	\$11	\$3.00

<b>FISHERY GROUP</b>	<b>Subgroup</b>	<b>Scientific Name</b>	<b>Local common name(s)</b>	<b>Lb Sold</b>	<b>Estimated Value</b>	<b>Price/Lb</b>
		Various families	Reef fishes (unspecified)	674	\$2,023	\$3.00
<b>INVERTEBRATES</b>	<b>Crustaceans</b>	Panulirus penicillatus	Spiny lobster/Ula sami	203	\$810	\$4.00
<b>TOTAL</b>				<b>653,754</b>	<b>\$713,351</b>	<b>\$1.09</b>

Table A 11. American Samoa October 2013 Estimated Commercial Landings

FISHERY GROUP	Subgroup	Scientific Name	Local common name(s)	Lb Sold	Estimated Value	Price/Lb	
PELAGIC FISHES	Tunas	<i>Katsuwonus pelamis</i>	Skipjack tuna/Atu/Ga'ogo	10,294	\$8,139	\$0.79	
		<i>Thunnus alalunga</i>	Albacore tuna/Apakoa	191,882	\$220,840	\$1.15	
		<i>Thunnus albacares</i>	Yellowfin tuna/Asiasi	25,384	\$23,362	\$0.92	
		<i>Thunnus obesus</i>	Bigeye tuna/Matalapoa	12,235	\$9,788	\$0.80	
	Other Scombrids	<i>Acanthocybium solandri</i>	Wahoo/Paāla	16,556	\$6,622	\$0.40	
		<i>Rastrelliger brachysoma</i>	Mackerel/Ga	389	\$1,168	\$3.00	
		<i>Coryphaena hippurus</i> , <i>C. equiselis</i>	Mahimahi/Masimasi	3,581	\$6,877	\$1.92	
	Other Pelagics	<i>Sphyræna forsteri</i>	Bigeye barracuda/Sapatū/Saosao	45	\$170	\$3.75	
		<i>Sphyræna qenie</i>	Blackfin barracuda/Sapatū/Saosao	36	\$107	\$3.00	
		<i>Sphyræna spp.</i>	Small barracudas/Sapatū/Saosao	414	\$1,502	\$3.63	
	BOTTOMFISHES	Snappers	<i>Aprion virescens</i>	Gray jobfish/Asoama	32	\$43	\$1.38
			<i>Lutjanus fulvus</i>	Yellow margined snapper/Tamala	7	\$21	\$3.00
<i>Lutjanus gibbus</i>			Humpback snapper/Mala'i	107	\$100	\$0.93	
<i>Lutjanus kasmira</i>			Blue-lined snapper/Savane	151	\$522	\$3.45	
Groupers		Family: Serranidae (unspecified)	Groupers/Gatala/Gakala o le a'au	18	\$55	\$2.97	
		<i>Variola albimarginata</i>	White-edged lyretail/Velo/Papa	26	\$79	\$3.00	
Emperors		Family: Lethrinidae (unspecified)	Emperors/Filoa	64	\$188	\$2.96	
		<i>Lethrinus lentjan</i>	Redgill emperor/Filoa	7	\$22	\$3.00	
			Bigeye bream				
		<i>Monotaxis grandoculis</i>	Mu matavaivai/Matamu/Mu loalia	1	\$4	\$3.00	
Jacks & Trevallies		<i>Caranx lugubris</i>	Black jack/Taufauli	71	\$266	\$3.75	
		Family: Carangidae (unspecified)	Jacks/Lupoka/Ulua	7	\$20	\$2.97	
		Family: Carangidae (unspecified)	Trevallies/Lalafutu	52	\$156	\$3.00	
	<i>Seriola dumerili</i>	Greater amberjack/Talafa/Malauli	97	\$285	\$2.93		

FISHERY GROUP	Subgroup	Scientific Name	Local common name(s)	Lb Sold	Estimated Value	Price/Lb
	<b>Other Carangids</b>	<i>Selar crumenophthalmus</i>	Bigeye scad/Atule	178	\$535	\$3.00
	<b>Mixed fishes (unspecified)</b>	Fam: Carangidae, Lutjanidae, Lethrinidae & Serranidae	Bottomfishes (unspecified)	320	\$997	\$3.11
<b>REEF &amp; INSHORE FISHES</b>	<b>Parrotfishes</b>	Family: Scaridae (unspecified)	Parrotfishes/Fuga/Fuga usi/Laea	1,024	\$3,221	\$3.14
		<i>Scarus oviceps</i>	Dark-capped parrotfish/Fuga	16	\$47	\$3.00
	<b>Tangs, Surgeons, &amp; Unicornfishes</b>	<i>Acanthurus achilles</i>	Achilles tang/Kolama	11	\$35	\$3.09
		<i>Acanthurus lineatus</i>	Blue-banded surgeonfish/Alogo	882	\$2,646	\$3.00
		<i>Acanthurus nigrofuscus</i>	Brown surgeonfish/Ponepone	140	\$421	\$3.00
		<i>Acanthurus olivaceus</i>	Orange-spot surgeonfish/Afinamea	9	\$25	\$3.00
		<i>Acanthurus xanthopterus</i>	Yellowfin surgeonfish/Palagi	16	\$49	\$3.00
		<i>Ctenochaetus striatus</i>	Striped bristletooth/Poge/Pala'ia	252	\$755	\$3.00
		<i>Naso lituratus</i>	Orangespine unicornfish/Umelei/Ili'ilia	233	\$698	\$3.00
		<i>Naso spp.</i>	Unicornfishes (unspecified)/Ume	418	\$1,254	\$3.00
		<i>Naso unicornis</i>	Bluespine unicornfish/Ume isu	369	\$1,107	\$3.00
		<b>Squirrel &amp; Soldierfishes</b>	<i>Myripristis amaena</i>	Brick soldierfish/Malau	3	\$8
	<i>Myripristis berndti</i>		Blotcheye/Bigscale soldierfish Malau ugatele/Malau va'ava'a	24	\$73	\$3.00
	<i>Sargocentron spiniferum</i>		Saber squirrelfish/Tamalau/Mu malau	3	\$12	\$3.52
	<i>Sargocentron spp., Neoniphon spp.</i>		Squirrelfishes (unspecified)/Malau	82	\$246	\$3.00
	<i>Sargocentron tiere</i>		Tahitian squirrelfish/Malau	1	\$2	\$3.08
	<b>Inshore Groupers</b>		<i>Epinephelus maculatus</i>	Spotted grouper/Gatala/Gakala puleuli	77	\$288
		<i>Epinephelus tauvina</i>	Greasy grouper/Gatala/Gakala tane	49	\$179	\$3.65
		Family: Serranidae (unspecified)	Inshore groupers/Gatala/Gakala o le a'au	79	\$236	\$3.00

FISHERY GROUP	Subgroup	Scientific Name	Local common name(s)	Lb Sold	Estimated Value	Price/Lb	
fixed	<b>Inshore Jacks &amp; Trevallies</b>	<i>Caranx melampygus</i>	Bluefin trevally/Malauli apamoana	79	\$238	\$3.00	
		<b>Other Inshore Carangids</b>	<i>Scomberoides lysan</i>	Leatherback/Lai	7	\$22	\$3.00
	<b>Mulletts</b>	<i>Crenimugil crenilabis</i>	Fringelip mullet/Fuafua	2	\$6	\$3.00	
		Family: Mugilidae (unspecified)	Mullet/Anae/Agae/Fuafua	9	\$26	\$3.00	
		<b>Glasseyes</b>	<i>Priacanthus blochii</i>	Bloch's bigeye/Matapula	8	\$24	\$3.00
	<b>Other Reef &amp; Inshore Fishes</b>	Family: Monacanthidae (unspecified)	Filefishes/Pa'umalō	30	\$89	\$3.00	
		Family: Siganidae (unspecified)	Rabbitfishes/Pau'ulu/Lō/Loloa	9	\$27	\$3.00	
		<i>Kuhlia mugil</i>	Barred flagtail/Mataele	6	\$23	\$3.95	
		<i>Kyphosus</i> spp. (various)	Rudderfishes/Gague/Nanue/Matámutu	7	\$11	\$1.53	
		<i>Terapon jarbua</i>	Terapon perch/Avaava	6	\$17	\$3.00	
		Various families	Reef fishes (unspecified)	687	\$2,060	\$3.00	
	<b>INVERTEBRATES</b>	<b>Crustaceans</b>	Infraorder: Brachyura (unspecified)	Crabs/Pa'a/Kuku	8	\$25	\$3.00
			<i>Panulirus penicillatus</i>	Spiny lobster/Ula sami	316	\$973	\$3.07
	<b>TOTAL</b>				<b>266,816</b>	<b>\$296,711</b>	<b>\$1.11</b>

Table A 12. American Samoa November 2013 Estimated Commercial Landings

FISHERY GROUP	Subgroup	Scientific Name	Local common name(s)	Lb Sold	Estimated Value	Price/Lb	
PELAGIC FISHES	Tunas	<i>Katsuwonus pelamis</i>	Skipjack tuna/Atu/Ga'ogo	8,448	\$5,387	\$0.64	
		<i>Thunnus alalunga</i>	Albacore tuna/Apakoa	265,790	\$306,243	\$1.15	
		<i>Thunnus albacares</i>	Yellowfin tuna/Asiasi	31,507	\$29,266	\$0.93	
		<i>Thunnus obesus</i>	Bigeye tuna/Matalapoa	10,296	\$8,237	\$0.80	
	Other Scombrids	<i>Acanthocybium solandri</i>	Wahoo/Paāla	26,420	\$10,780	\$0.41	
		<i>Rastrelliger brachysoma</i>	Mackerel/Ga	488	\$1,465	\$3.00	
	Billfishes	<i>Makaira mazara</i>	Blue marlin/Sa'ulā oso	312	\$468	\$1.50	
		Other Pelagics	<i>Coryphaena hippurus</i> , <i>C. equiselis</i>	Mahimahi/Masimasi	560	\$1,074	\$1.92
	<i>Elagatis bipinnulata</i>		Rainbow runner/Sāmani	9	\$18	\$2.00	
	<i>Lampris guttatus</i>		Moonfish/Koko	100	\$250	\$2.50	
	<i>Sphyræna spp.</i>		Small barracudas/Sapatū/Saosao	74	\$200	\$2.70	
	BOTTOMFISHES	Snappers	<i>Aphareus rutilans</i>	Silverjaw jobfish (lehi)/Palu sina/Palu gutusiliva	65	\$219	\$3.36
<i>Aprion virescens</i>			Gray jobfish/Asoama	41	\$134	\$3.25	
Groupers		Family: Serranidae (unspecified)		Longtail snapper (onaga)			
			<i>Etelis coruscans</i>	Palu loa/Palu atu/Palu malau	81	\$309	\$3.80
			<i>Lutjanus gibbus</i>	Humpback snapper/Mala'i	179	\$569	\$3.17
			<i>Lutjanus kasmira</i>	Blue-lined snapper/Savane	32	\$104	\$3.25
			<i>Variola albimarginata</i>	White-edged lyretail/Velo/Papa	8	\$30	\$3.61
			<i>Variola louti</i>	Yellow-edged lyretail Apapa/Papa/Papa tuauli/Velo	5	\$15	\$3.00
Emperors		Family: Lethrinidae (unspecified)		Emperors/Filoa	34	\$102	\$2.96
			<i>Monotaxis grandoculis</i>	Bigeye bream Mu matavaivai/Matamu/Mu loalia	4	\$8	\$1.93



FISHERY GROUP	Subgroup	Scientific Name	Local common name(s)	Lb Sold	Estimated Value	Price/Lb
REEF & INSHORE FISHES	<b>Jacks &amp; Trevallies</b>	<i>Caranx sexfasciatus</i>	Bigeye trevally/Malauli matalapo'a	8	\$30	\$3.71
		Family: Carangidae (unspecified)	Trevallies/Lalafutu	87	\$260	\$3.00
		<i>Seriola dumerili</i>	Greater amberjack/Talafa/Malauli	3	\$7	\$2.50
	<b>Other Carangids</b>	<i>Selar crumenophthalmus</i>	Bigeye scad/Atule	109	\$272	\$2.50
	<b>Mixed fishes (unspecified)</b>	Fam: Carangidae, Lutjanidae, Lethrinidae & Serranidae	Bottomfishes (unspecified)	711	\$2,247	\$3.16
	<b>Parrotfishes</b>	<i>Calotomus carolinus</i>	Stareye parrotfish/Fuga vaea	8	\$23	\$3.00
		Family: Scaridae (unspecified)	Parrotfishes/Fuga/Fuga usi/Laea	685	\$2,013	\$2.94
	<b>Tangs, Surgeons, &amp; Unicornfishes</b>	<i>Acanthurus lineatus</i>	Blue-banded surgeonfish/Alogo	1,150	\$3,447	\$3.00
		<i>Acanthurus nigrofuscus</i>	Brown surgeonfish/Ponepone	199	\$388	\$1.95
		<i>Ctenochaetus striatus</i>	Striped bristletooth/Poge/Pala'ia	244	\$730	\$2.99
<i>Naso lituratus</i>		Orangespine unicornfish/Umelei/Ili'ilia	46	\$128	\$2.76	
<i>Naso spp.</i>		Unicornfishes (unspecified)/Ume	173	\$517	\$2.99	
<i>Naso unicornis</i>		Bluespine unicornfish/Ume isu	63	\$170	\$2.70	
<b>Squirrel &amp; Soldierfishes</b>		Saber squirrelfish				
	<i>Sargocentron spiniferum</i>	Tamalau/Mu malau	5	\$16	\$3.52	
	<i>Sargocentron spp., Neoniphon spp.</i>	Squirrelfishes (unspecified)/Malau	251	\$737	\$2.94	
<b>Inshore Groupers</b>	<i>Sargocentron tiere</i>	Tahitian squirrelfish/Malau	1	\$3	\$3.06	
		Yellowspot grouper/				
<b>Inshore Snappers</b>	<i>Epinephelus timorensis</i>	Gatala/Gakala pulesama	22	\$82	\$3.75	
	Family: Serranidae (unspecified)	Inshore groupers/Gatala/Gakala o le a'au	59	\$171	\$2.93	
<b>Inshore Snappers</b>	<i>Lutjanus timoriensis</i>	Timor snapper/Mala'i pa'epa'e	14	\$53	\$3.75	
<b>Glasseyes</b>	<i>Priacanthus sp.</i>	Bigeye "squirrelfish"/Matapula	3	\$8	\$3.00	

FISHERY GROUP	Subgroup	Scientific Name	Local common name(s)	Lb Sold	Estimated Value	Price/Lb
	<b>Other Reef &amp; Inshore Fishes</b>	Various families	Reef fishes (unspecified)	447	\$1,359	\$3.04
<b>INVERTEBRATES</b>	<b>Crustaceans</b>	<i>Panulirus penicillatus</i>	Spiny lobster/Ula sami	228	\$595	\$2.61
<b>TOTAL</b>				<b>348,992</b>	<b>\$378,200</b>	<b>\$1.08</b>

Table A 13. American Samoa December 2013 Estimated Commercial Landings

FISHERY GROUP	Subgroup	Scientific Name	Local common name(s)	Lb Sold	Estimated Value	Price/Lb	
PELAGIC FISHES	Tunas	<i>Katsuwonus pelamis</i>	Skipjack tuna/Atu/Ga'ogo	9,925	\$9,331	\$0.94	
		<i>Thunnus alalunga</i>	Albacore tuna/Apakoa	221,548	\$254,843	\$1.15	
		<i>Thunnus albacares</i>	Yellowfin tuna/Asiasi	54,289	\$49,693	\$0.92	
		<i>Thunnus obesus</i>	Bigeye tuna/Matalapoa	7,387	\$5,910	\$0.80	
		Tribe: Thunnini	Tunas (unspecified)	354	\$329	\$0.93	
	Other Scombrids	<i>Acanthocybium solandri</i>	Wahoo/Paāla	20,175	\$8,159	\$0.40	
		<i>Gymnosarda unicolor</i>	Dogtooth tuna/Tagi	70	\$277	\$3.95	
		<i>Rastrelliger brachysoma</i>	Mackerel/Ga	658	\$1,974	\$3.00	
		<i>Coryphaena hippurus</i> , <i>C. equiselis</i>	Mahimahi/Masimasi	604	\$1,160	\$1.92	
	Other Pelagics	<i>Sphyræna forsteri</i>	Bigeye barracuda/Sapatū/Saosao	1	\$4	\$3.14	
			Silverjaw jobfish (lehi)/Palu sina/Palu gutusiliva	15	\$49	\$3.36	
	BOTTOMFISHES	Snappers	<i>Aphareus rutilans</i>	Gray jobfish/Asoama	68	\$269	\$3.95
			<i>Aprion virescens</i>	Ruby snapper (ehu)/Palu malau	18	\$71	\$3.95
			<i>Etelis carbunculus</i>	Longtail snapper (onaga)			
		<i>Etelis coruscans</i>	Palu loa/Palu atu/Palu malau	14	\$55	\$3.80	
		<i>Lutjanus gibbus</i>	Humpback snapper/Mala'i	529	\$1,689	\$3.19	
		<i>Lutjanus kasmira</i>	Blue-lined snapper/Savane	322	\$1,047	\$3.25	
		<i>Pristipomoides zonatus</i>	Flower snapper (gindai)/Palu sega/Palu ula	20	\$79	\$3.95	
Groupers		Family: Serranidae (unspecified)	Groupers/Gatala/Gakala o le a'au	72	\$284	\$3.95	
		<i>Variola albimarginata</i>	White-edged lyretail/Velo/Papa	1	\$3	\$3.59	
Emperors		Family: Lethrinidae (unspecified)	Emperors/Filoa	224	\$885	\$3.95	
		<i>Lethrinus lentjan</i>	Redgill emperor/Filoa	301	\$1,021	\$3.40	
Jacks & Trevallies		<i>Caranx lugubris</i>	Black jack/Taufauli	1	\$4	\$3.74	
		<i>Seriola dumerili</i>	Greater amberjack/Talafa/Malauli	3	\$7	\$2.93	

FISHERY GROUP	Subgroup	Scientific Name	Local common name(s)	Lb Sold	Estimated Value	Price/Lb
	<b>Other Carangids</b>	<i>Selar crumenophthalmus</i>	Bigeye scad/Atule	17	\$42	\$2.50
	<b>Mixed fishes (unspecified)</b>	Fam: Carangidae, Lutjanidae, Lethrinidae & Serranidae	Bottomfishes (unspecified)	68	\$269	\$3.95
<b>REEF &amp; INSHORE FISHES</b>	<b>Parrotfishes Tangs, Surgeons, &amp; Unicornfishes</b>	Family: Scaridae (unspecified)	Parrotfishes/Fuga/Fuga usi/Laea	276	\$1,034	\$3.75
		<i>Acanthurus lineatus</i>	Blue-banded surgeonfish/Alogo	756	\$2,230	\$2.95
		<i>Acanthurus nigrofuscus</i>	Brown surgeonfish/Ponepone	97	\$364	\$3.75
		<i>Acanthurus xanthopterus</i>	Yellowfin surgeonfish/Palagi	16	\$50	\$3.09
		<i>Ctenochaetus striatus</i>	Striped bristletooth/Poge/Pala'ia	411	\$1,151	\$2.80
		<i>Naso lituratus</i>	Orangespine unicornfish/Umelei/Ili'ilia	3	\$11	\$3.75
		<i>Naso spp.</i>	Unicornfishes (unspecified)/Ume	353	\$996	\$2.82
	<b>Goatfishes</b>	<i>Mulloidichthys flavolineatus</i>	Yellowstripe goatfish/l'asina samasama	3	\$11	\$3.75
	<b>Squirrel &amp; Soldierfishes</b>	<i>Myripristis berndti</i>	Blotcheye/Bigscale soldierfish	4	\$13	\$3.75
		<i>Sargocentron spp., Neoniphon spp.</i>	Malau ugatele/Malau va'ava'a	89	\$266	\$3.00
	<b>Inshore Snappers</b>	<i>Lutjanus bohar</i>	Twinspot/red snapper/Mu/Mumea/Mu a'a (dark phase)	2	\$6	\$3.42
	<b>Mullet</b>	Family: Mugilidae (unspecified)	Mullet/Anae/Agae/Fuafua	6	\$24	\$3.75
	<b>Other Reef &amp; Inshore Fishes</b>	<i>Kyphosus spp. (various)</i>	Rudderfishes/Gague/Nanue/Matámutu	23	\$69	\$3.04
		<i>Terapon jarbua</i>	Terapon perch/Avaava	16	\$59	\$3.75
<b>INVERTEBRATES</b>	<b>Crustaceans</b>	<i>Panulirus penicillatus</i>	Spiny lobster/Ula sami	107	\$547	\$5.11
<b>TOTAL</b>				<b>318,846</b>	<b>\$344,286</b>	<b>\$1.08</b>

## American Samoa Figures

The following are summary figures of the major species and species groups by month:

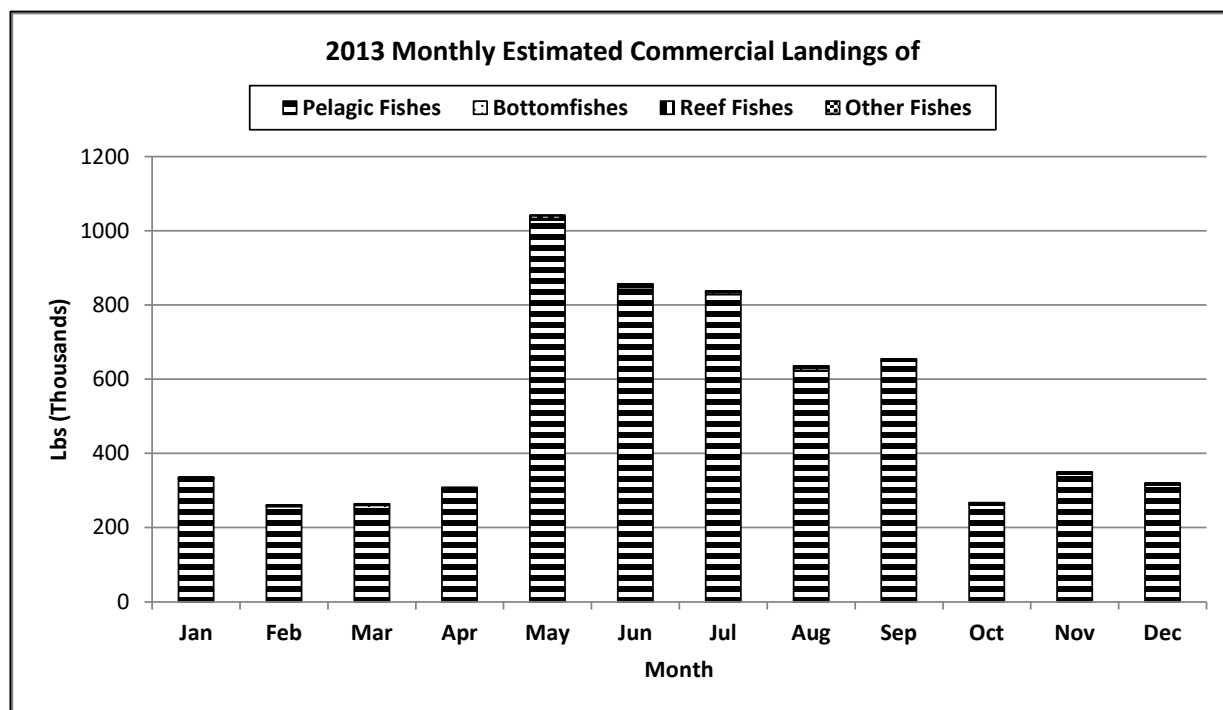


Figure A 1 1. 2013 monthly estimated commercial landings of pelagic fishes, bottomfishes, reef fishes, and other fishes

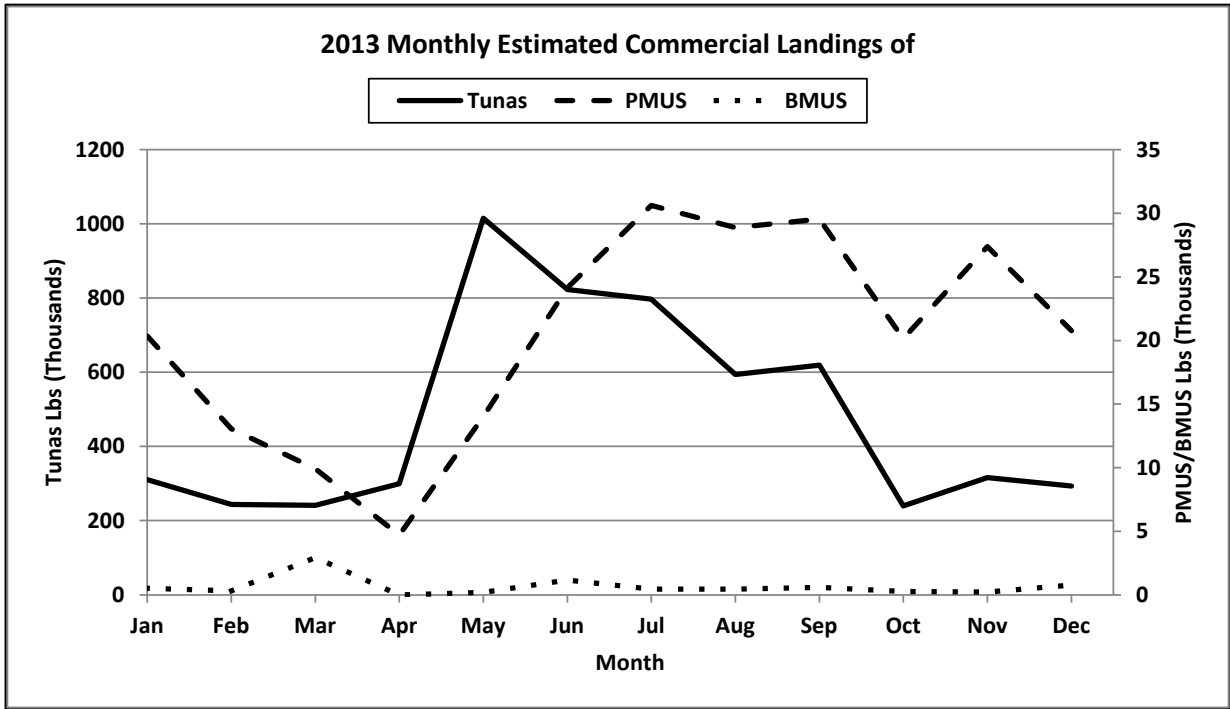


Figure A 1 2. 2013 monthly estimated commercial landings of tunas, PMUS, and BMUS

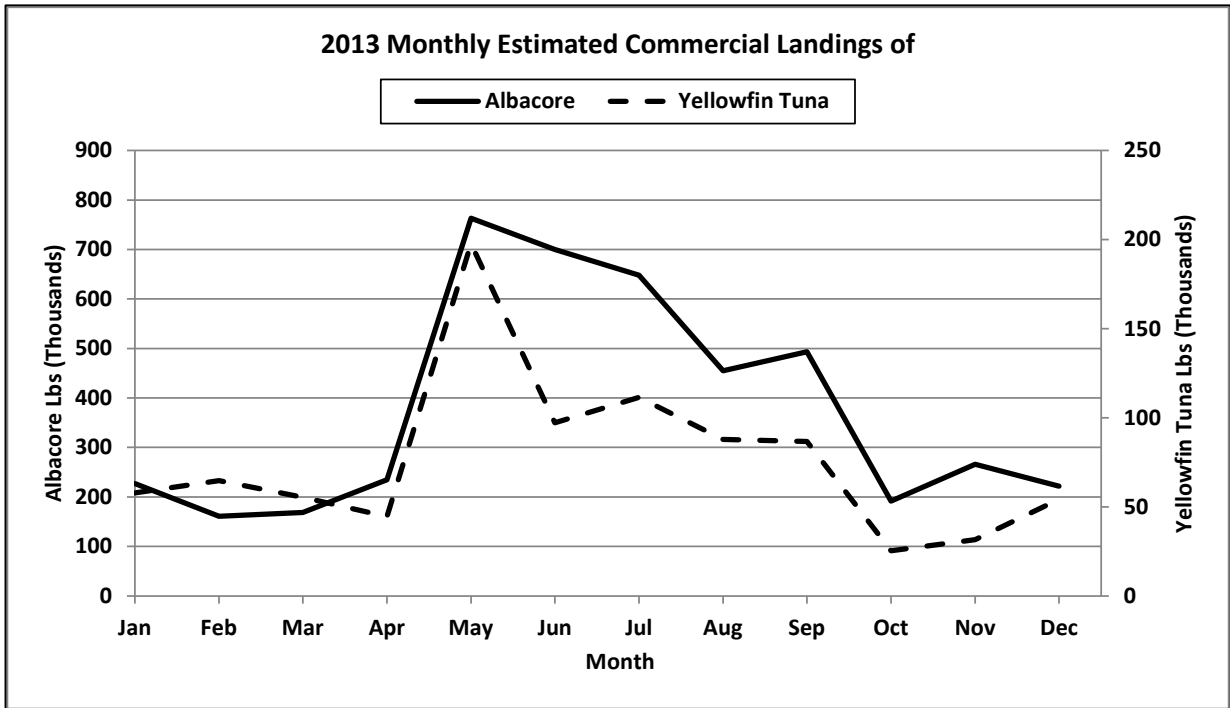


Figure A 1 3. 2013 monthly estimated commercial landings of albacore and yellowfin tuna

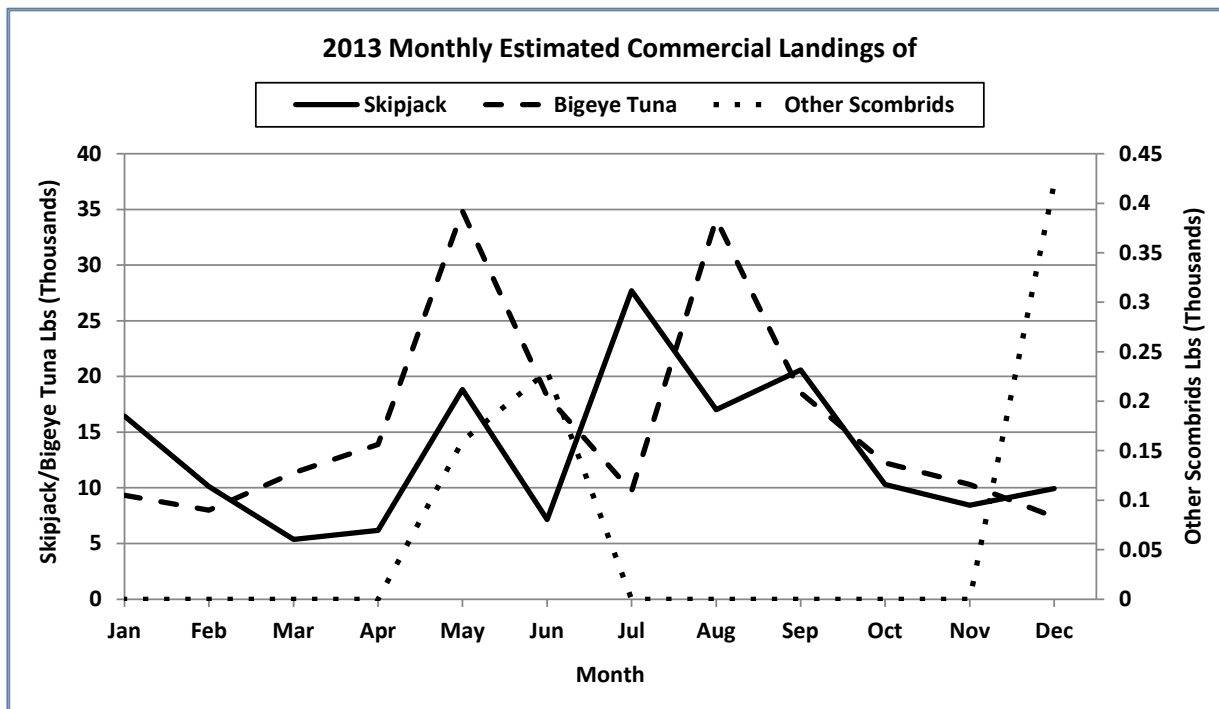


Figure A 1 4. 2013 monthly estimated commercial landings of skipjack, bigeye tuna, and other scombrids

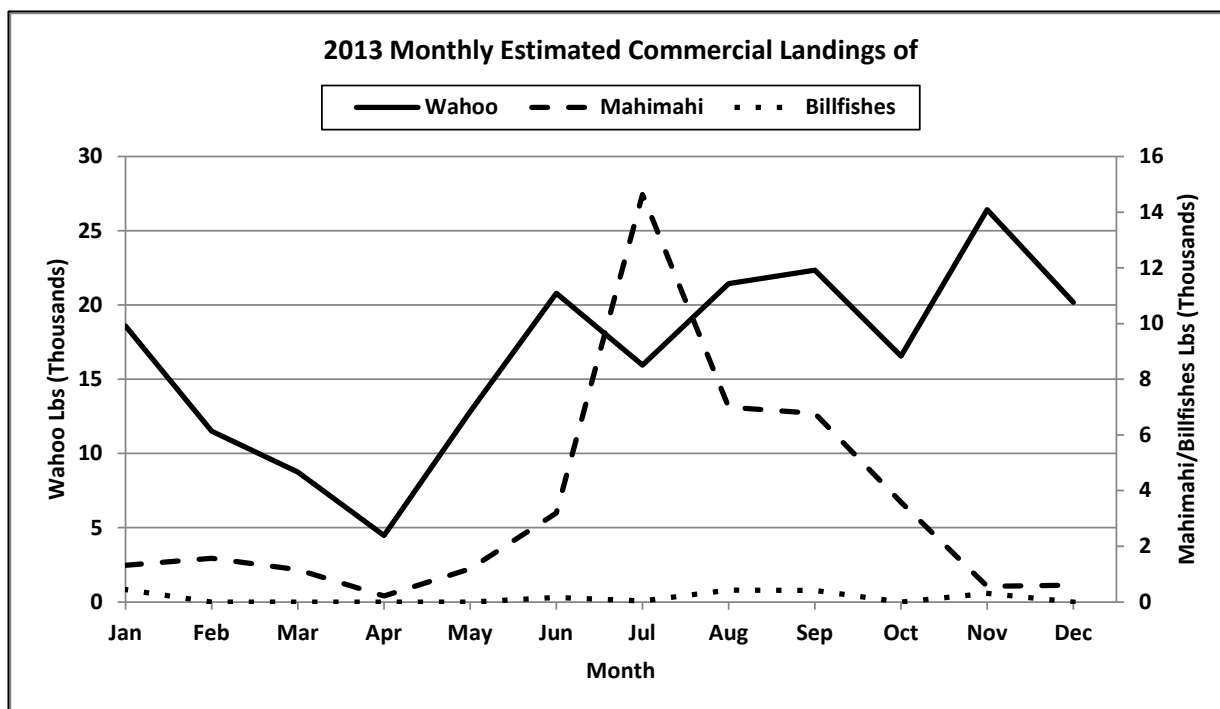


Figure A 1 5. 2013 monthly estimated commercial landings of wahoo, mahimahi, and billfishes

The following are seasonality plots for the major species or species groups, showing the average weight landed during each month for all years combined:

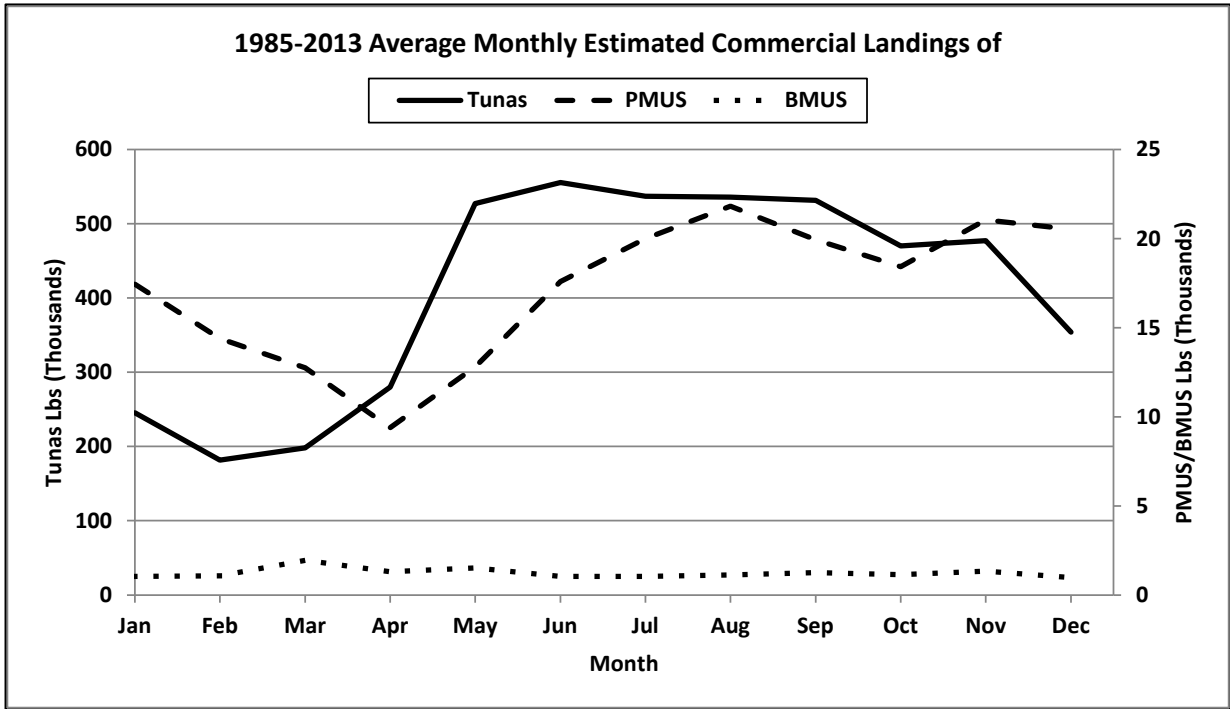


Figure A 2 1. 1985–2013 average monthly estimated commercial landings of tunas, PMUS, and BMUS

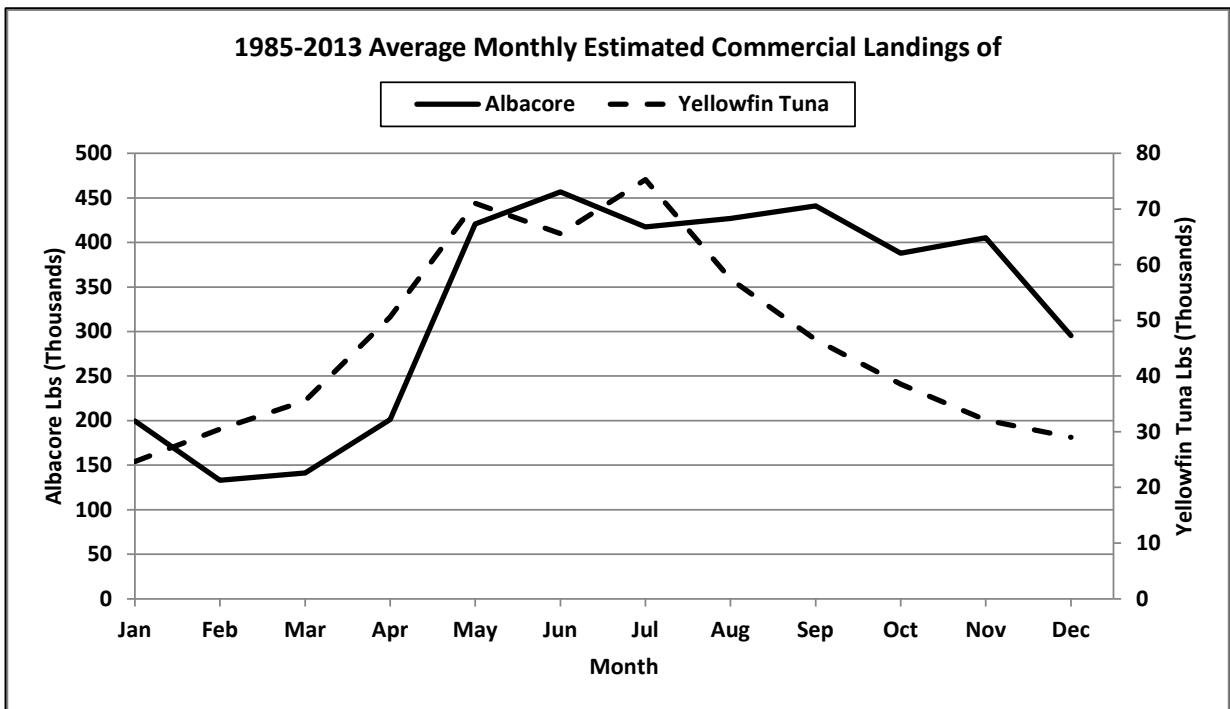


Figure A 2 2. 1985–2013 average monthly estimated commercial landings of albacore and



yellowfin tuna

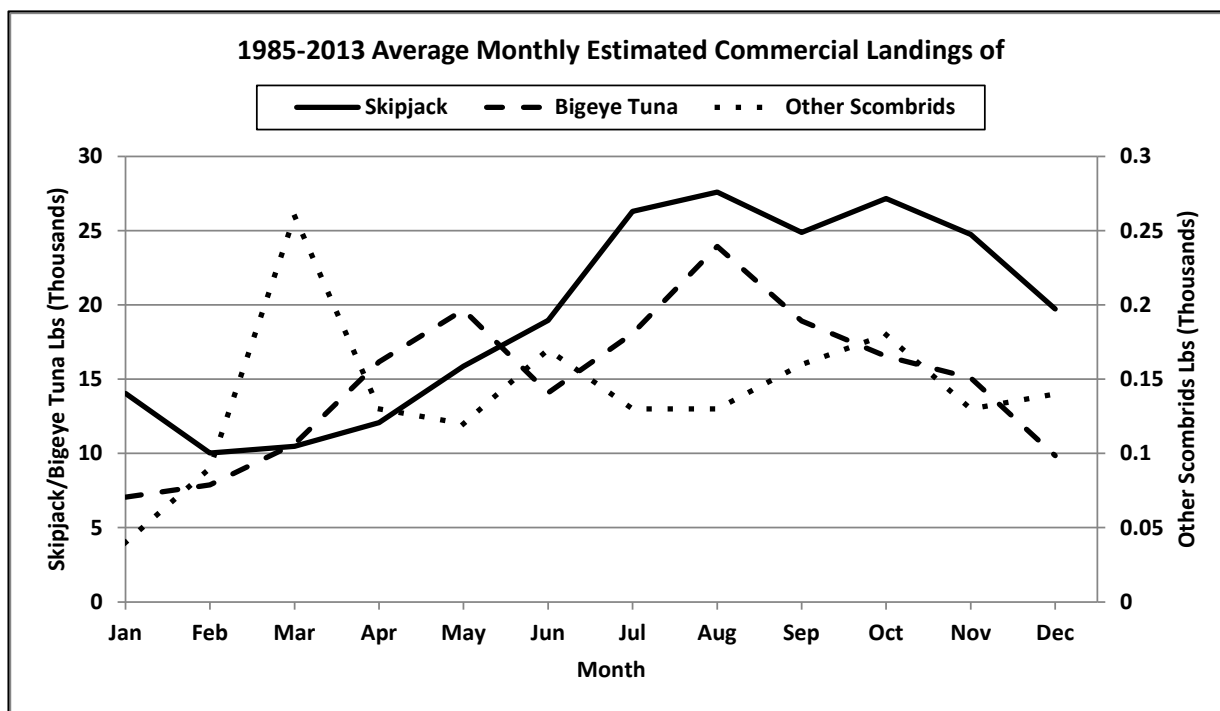


Figure A 2 3. 1985–2013 average monthly estimated commercial landings of skipjack, bigeye tuna, other scombrids

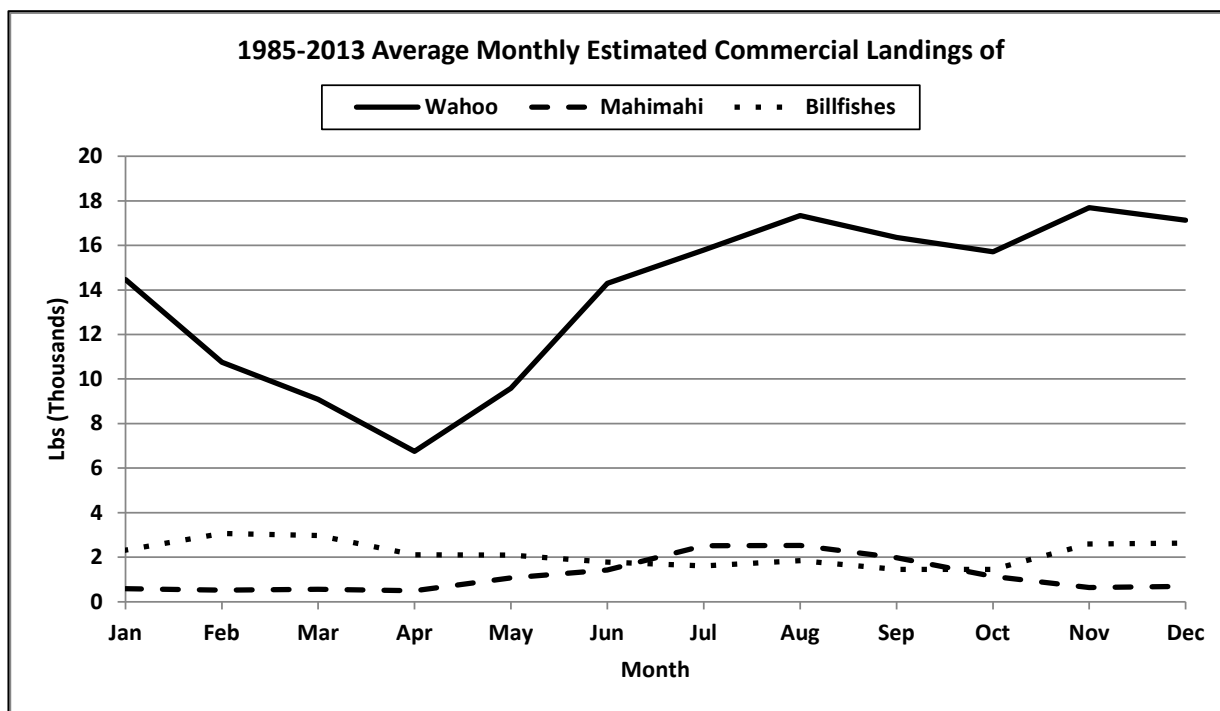


Figure A 2 4. 1985–2013 average monthly estimated commercial landings of wahoo, mahimahi, and billfishes

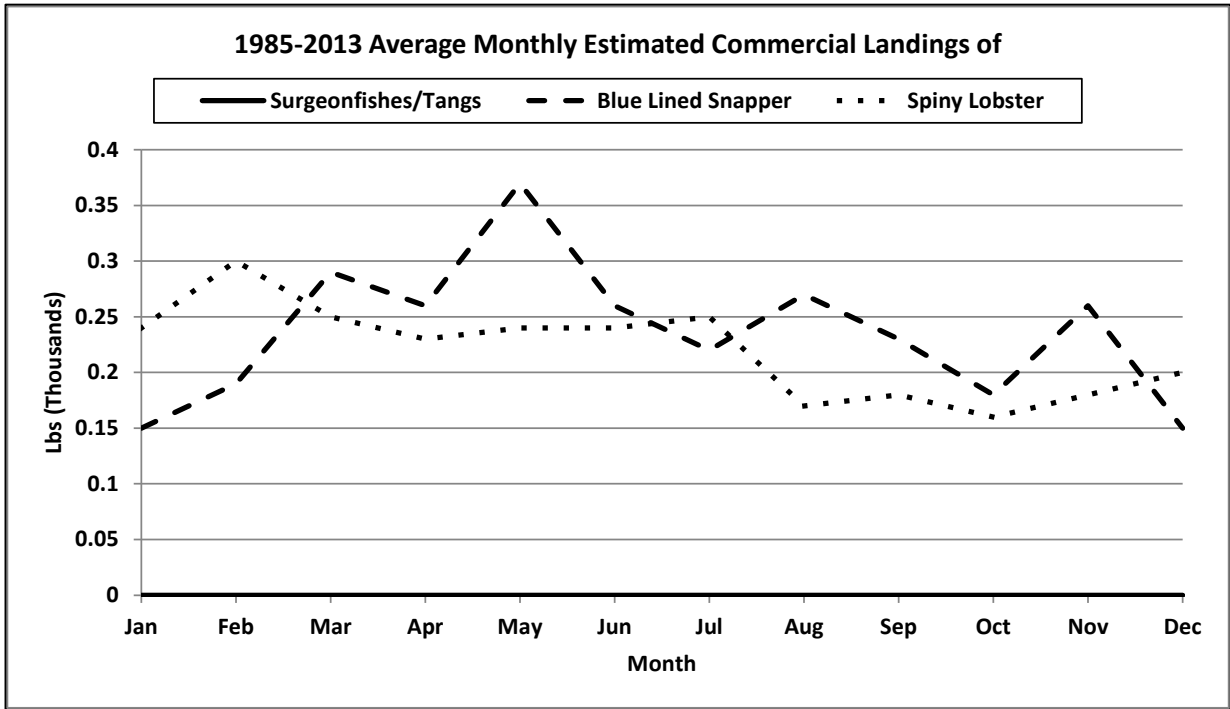


Figure A 2 5. 1985–2013 average monthly estimated commercial landings of surgeonfishes/tangs, blue lined snapper, and spiny lobster

The following figures plot annual summary statistics to illustrate the variability among years:

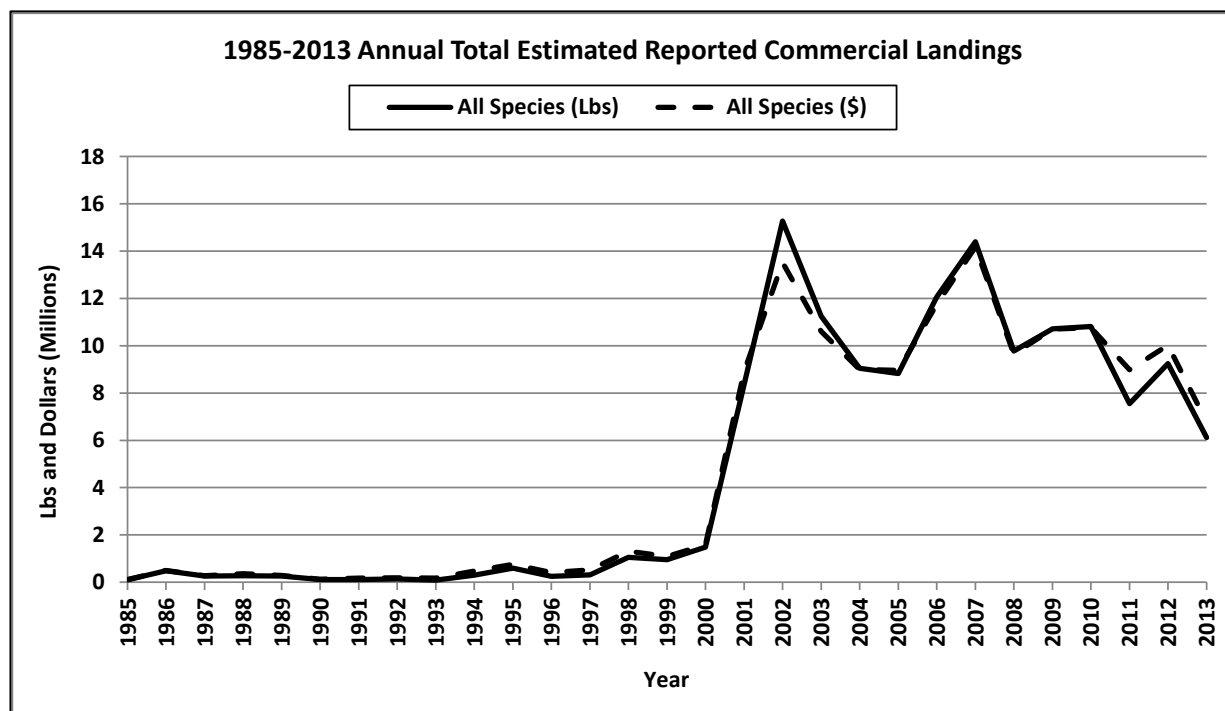


Figure A 3 1. 1985–2013 annual total estimated reported commercial landings of all species in pounds and in dollars

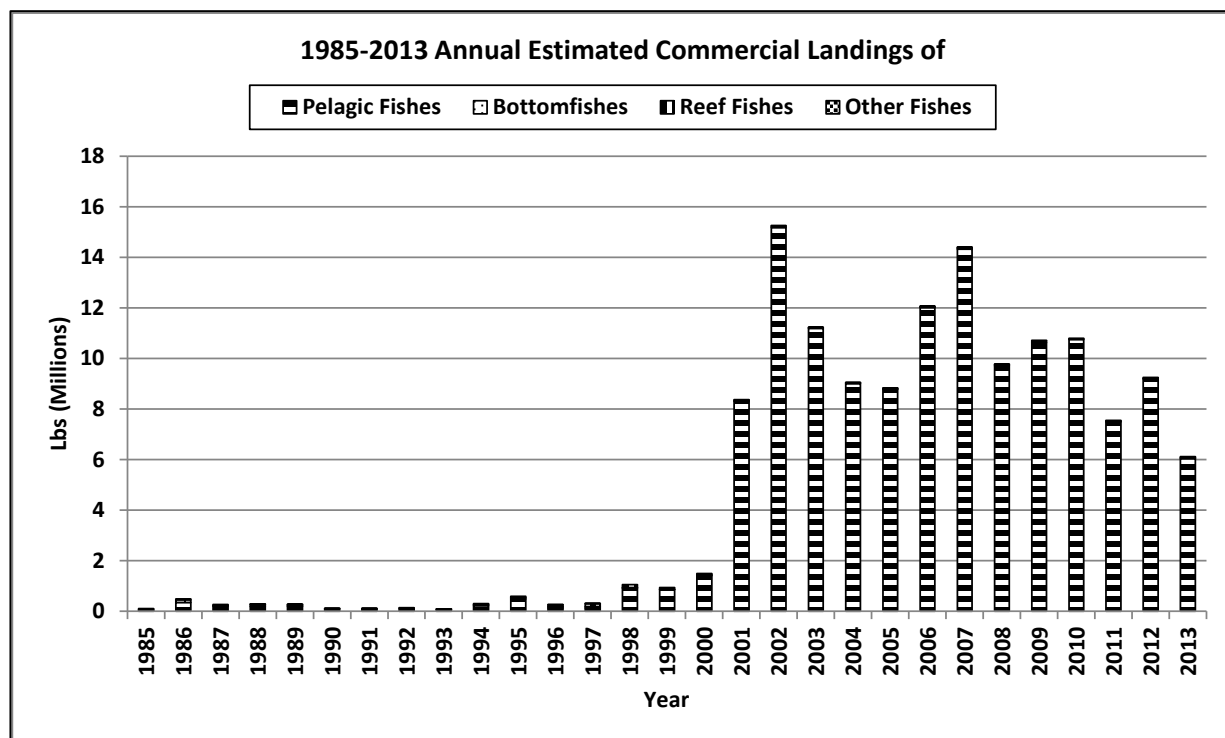


Figure A 3 2. 1985–2013 annual estimated commercial landings of pelagic fishes, bottomfishes,

reef fishes, and other fishes

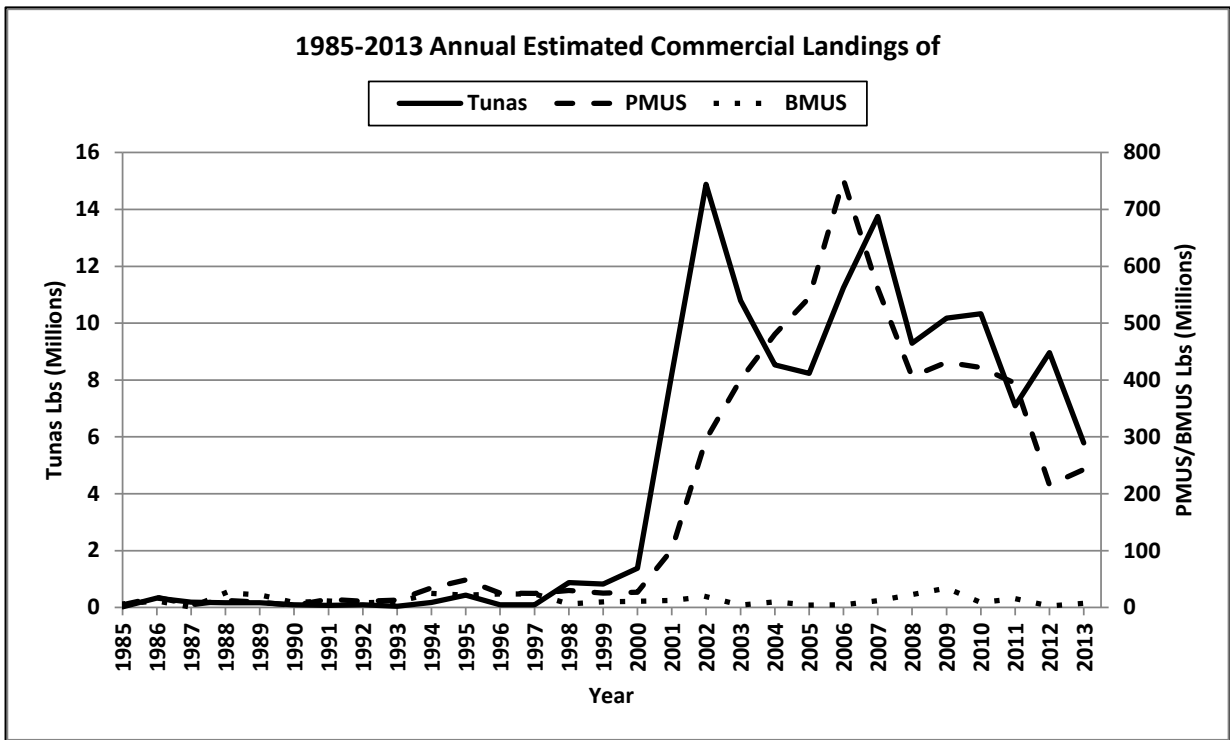


Figure A 3 3. 1985–2013 annual estimated commercial landings of tunas, PMUS, and BMUS

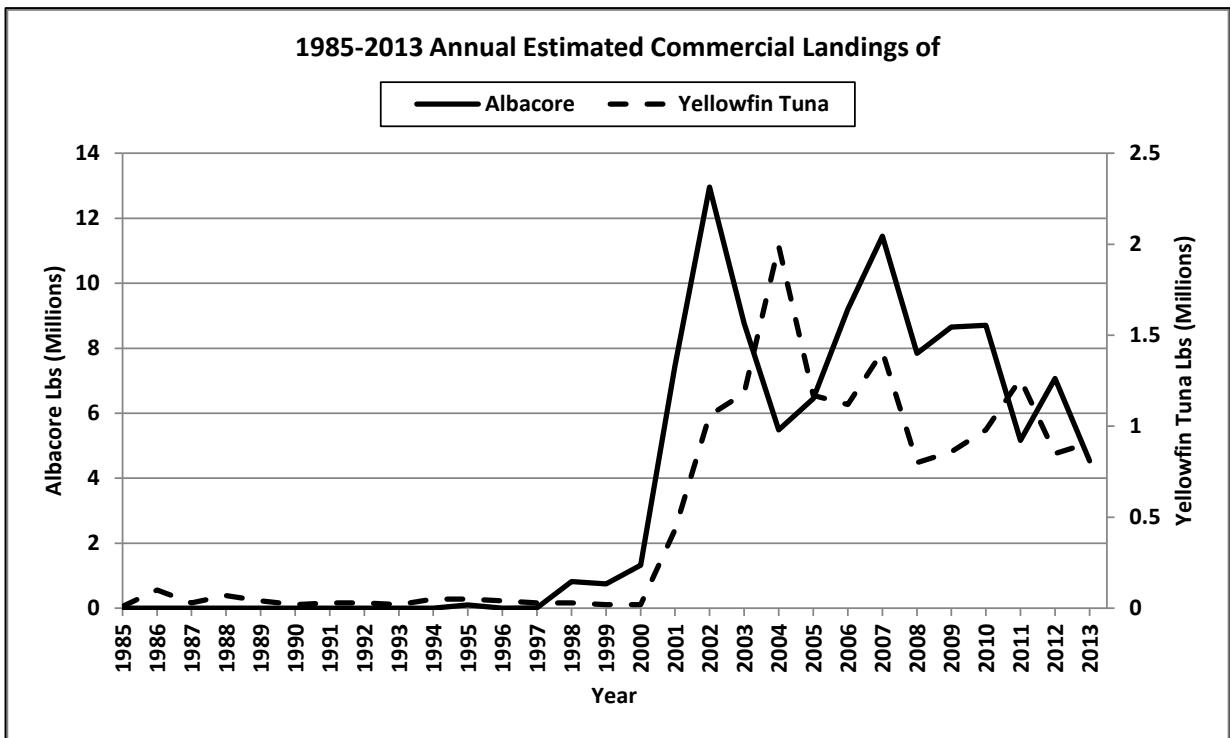


Figure A 3 4. 1985–2013 annual estimated commercial landings of albacore and yellowfin tuna

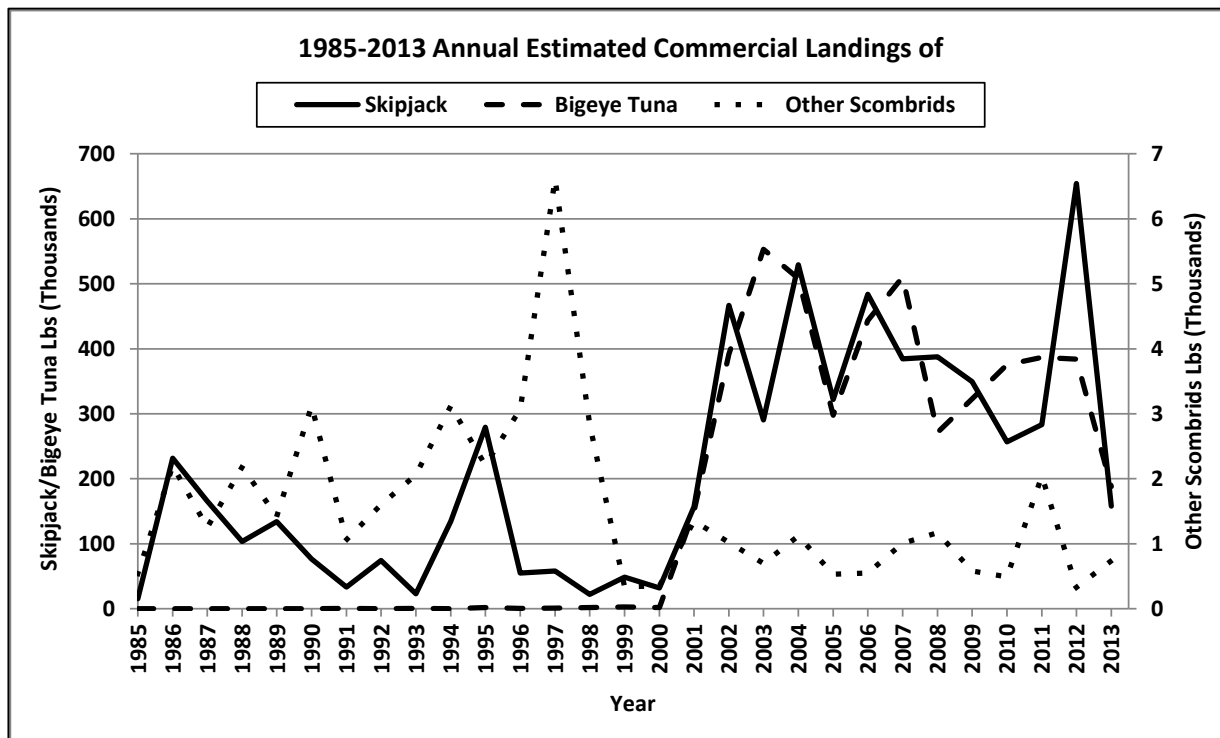


Figure A 3 5. 1985–2013 annual estimated commercial landings of skipjack, bigeye tuna, and other scombrids

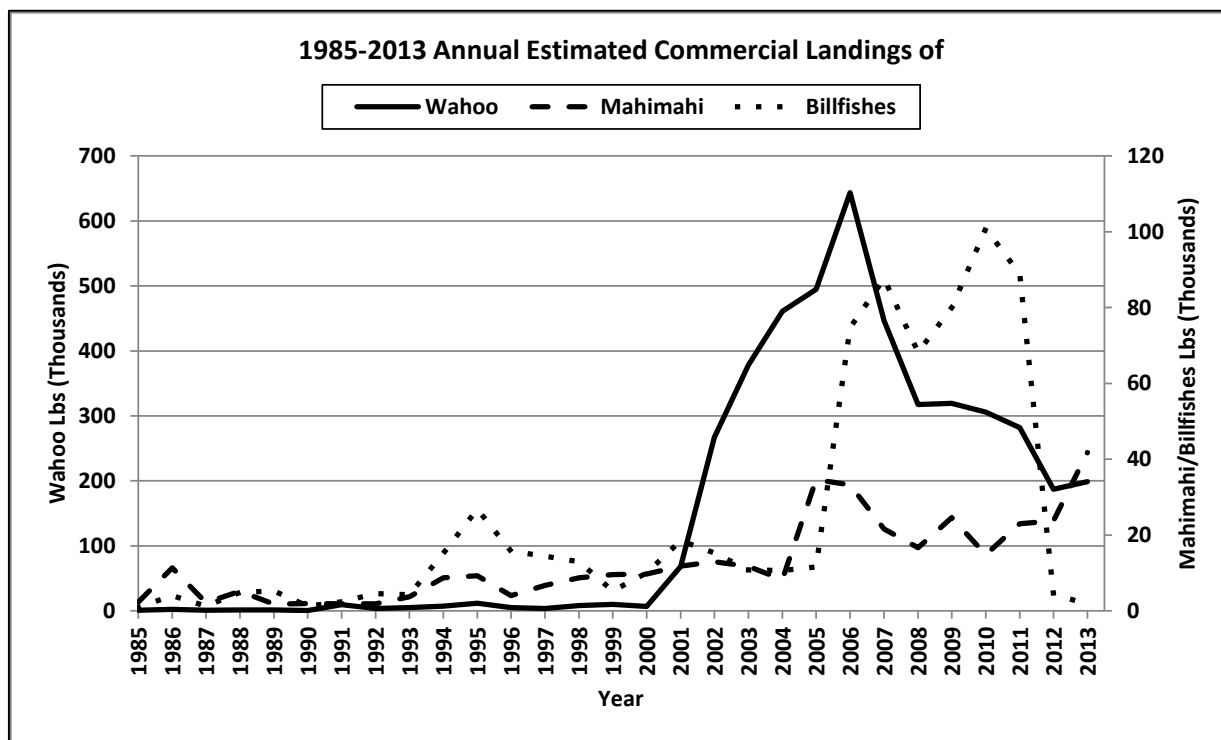


Figure A 3 6. 1985–2013 annual estimated commercial landings of wahoo, mahimahi, billfishes

The following figures plot the monthly landings of some of the major commercially important species and document monthly fluctuations in landings over the time series:

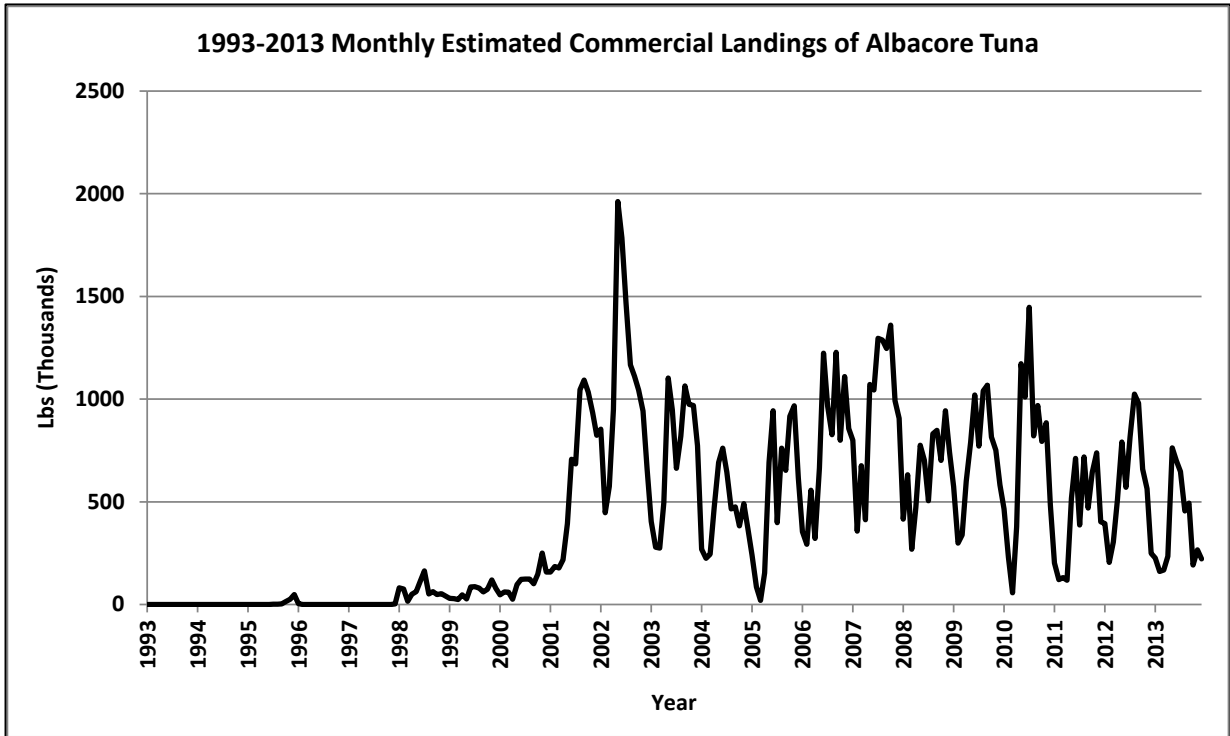


Figure A 4 1. 1993–2013 monthly estimated commercial landings of albacore tuna

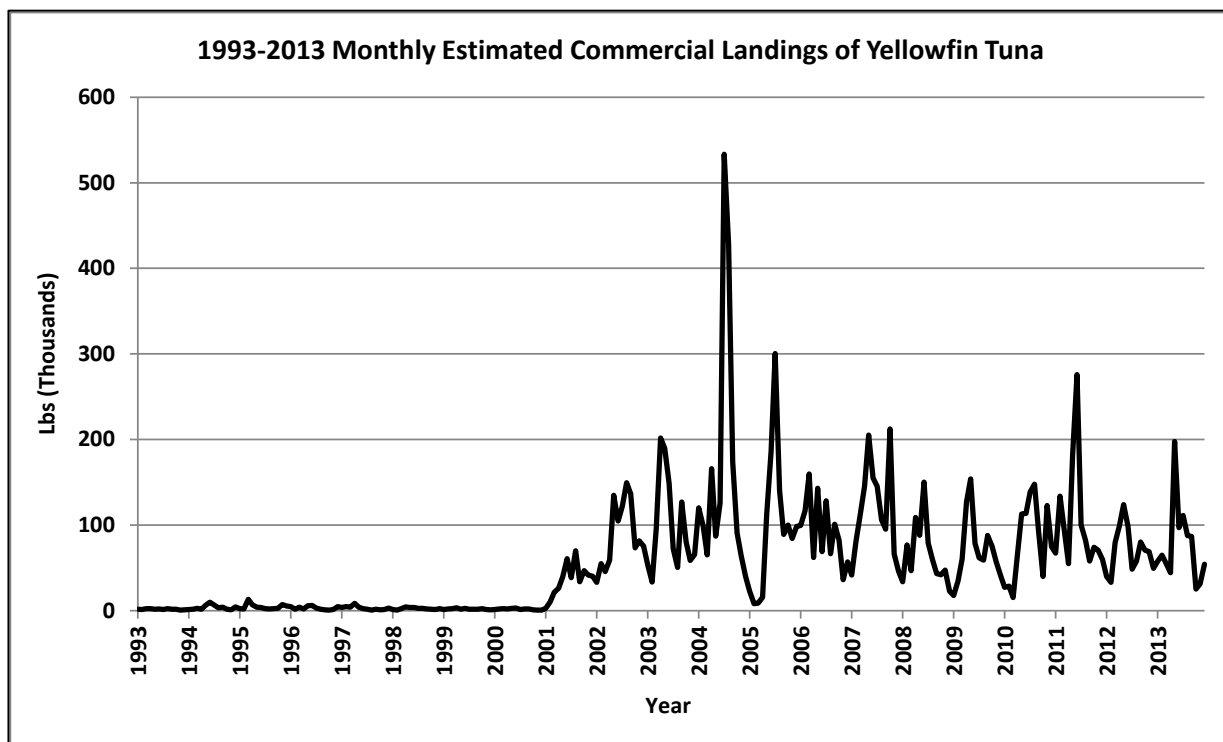


Figure A 4 2. 1985–2013 annual estimated commercial landings of yellowfin tuna

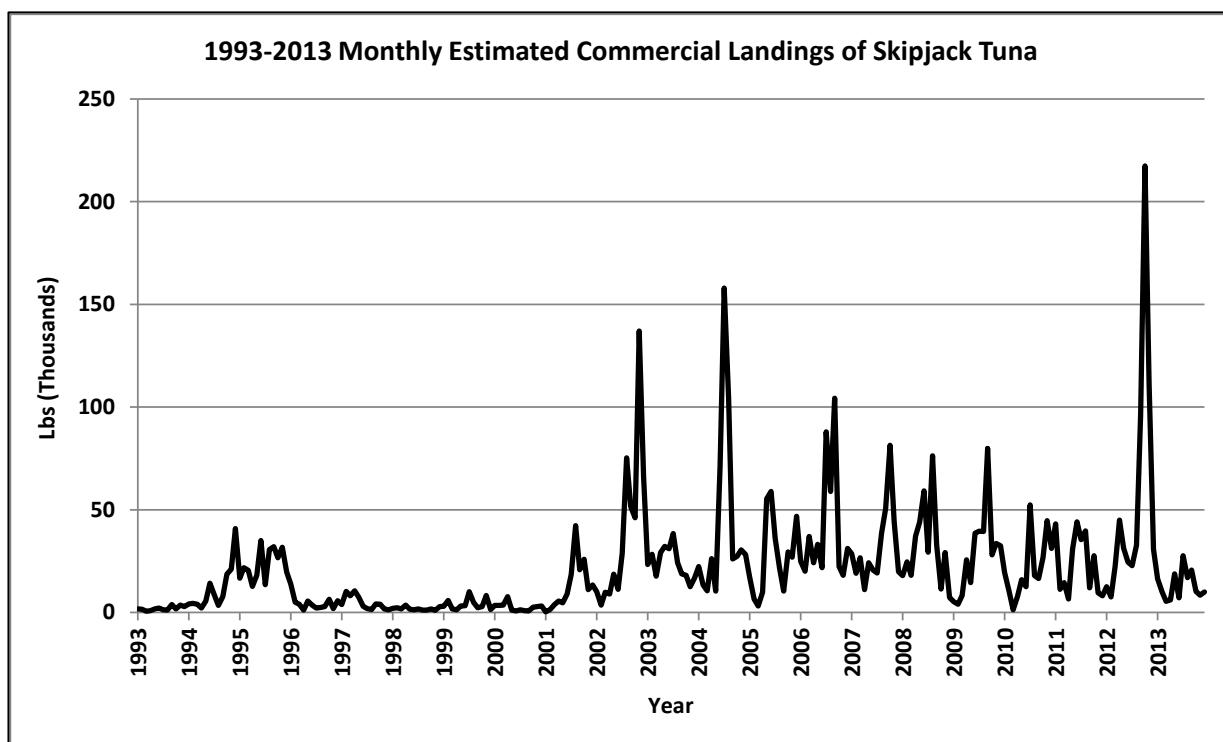


Figure A 4 3. 1985–2013 annual estimated commercial landings of skipjack tuna

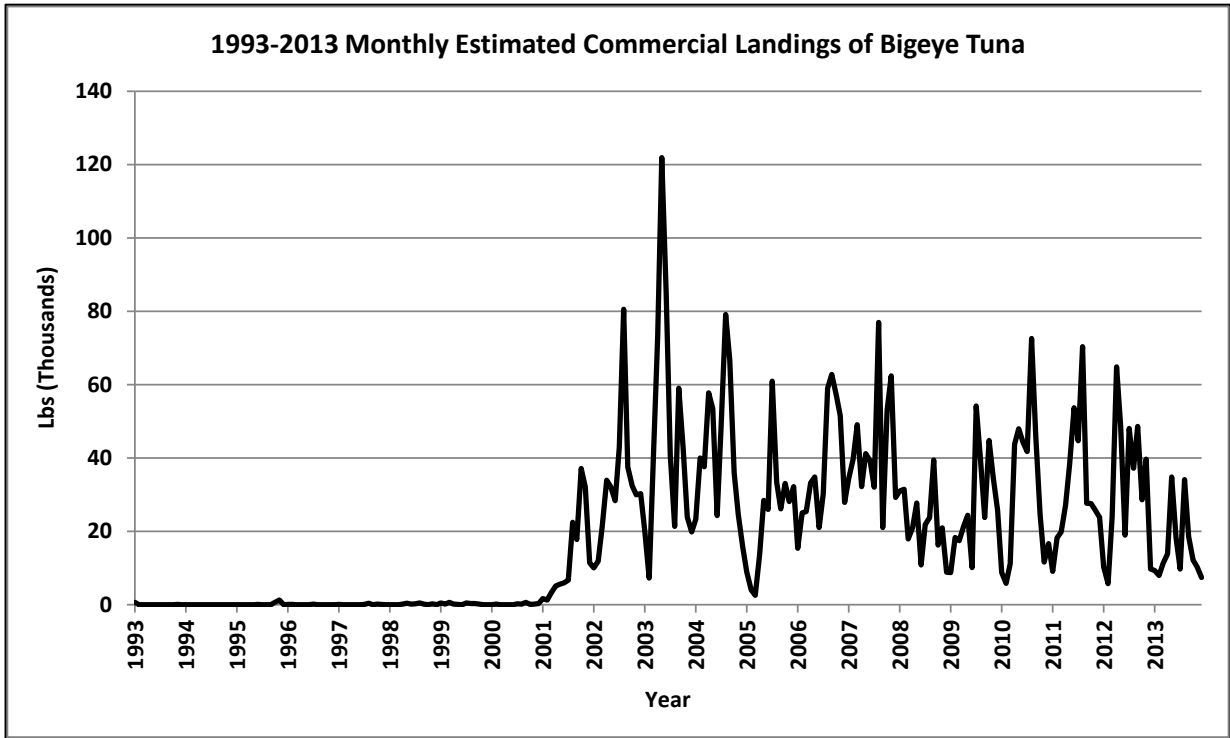


Figure A 4 4. 1985–2013 annual estimated commercial landings of bigeye tuna

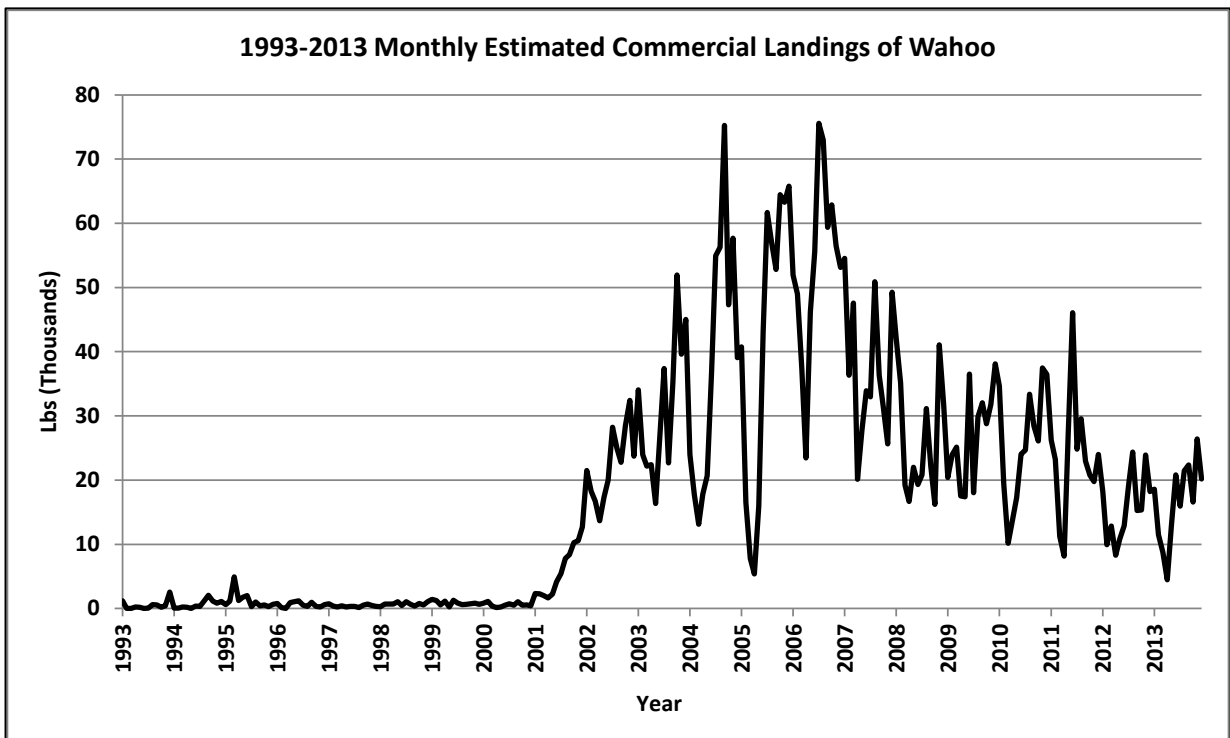


Figure A 4 5. 1985–2013 annual estimated commercial landings of wahoo



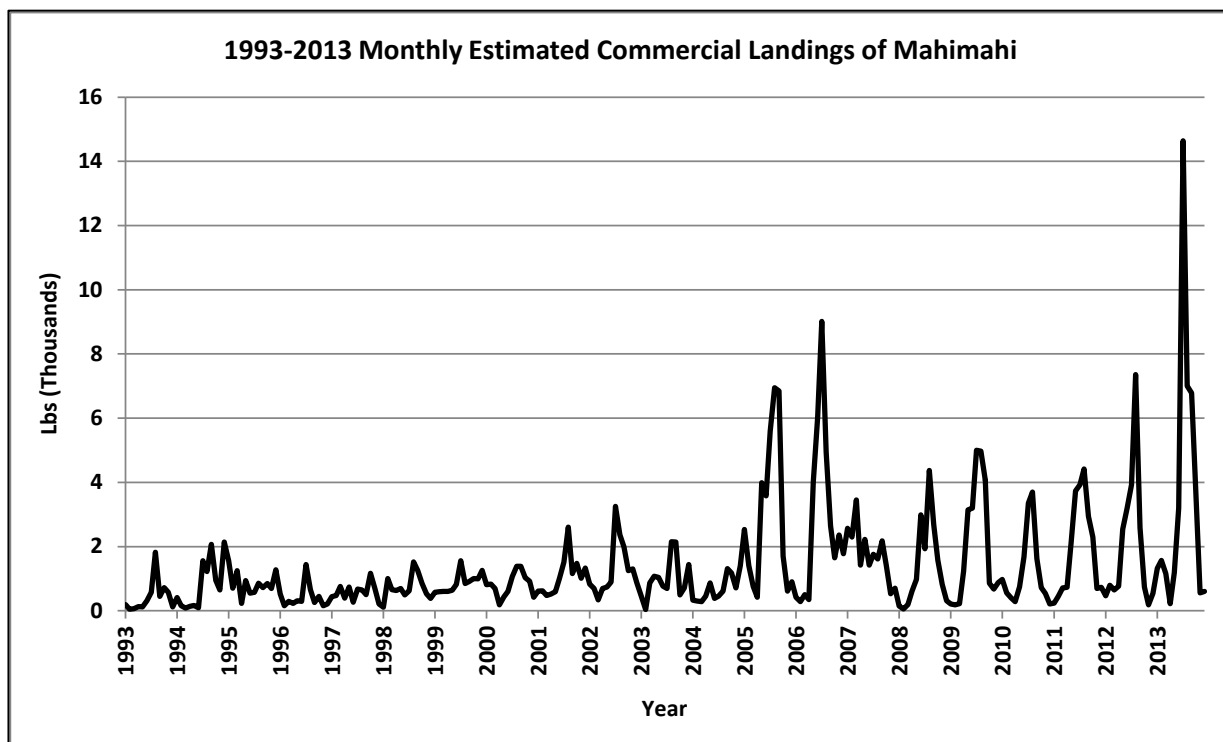


Figure A 4 6. 1985–2013 annual estimated commercial landings of mahimahi

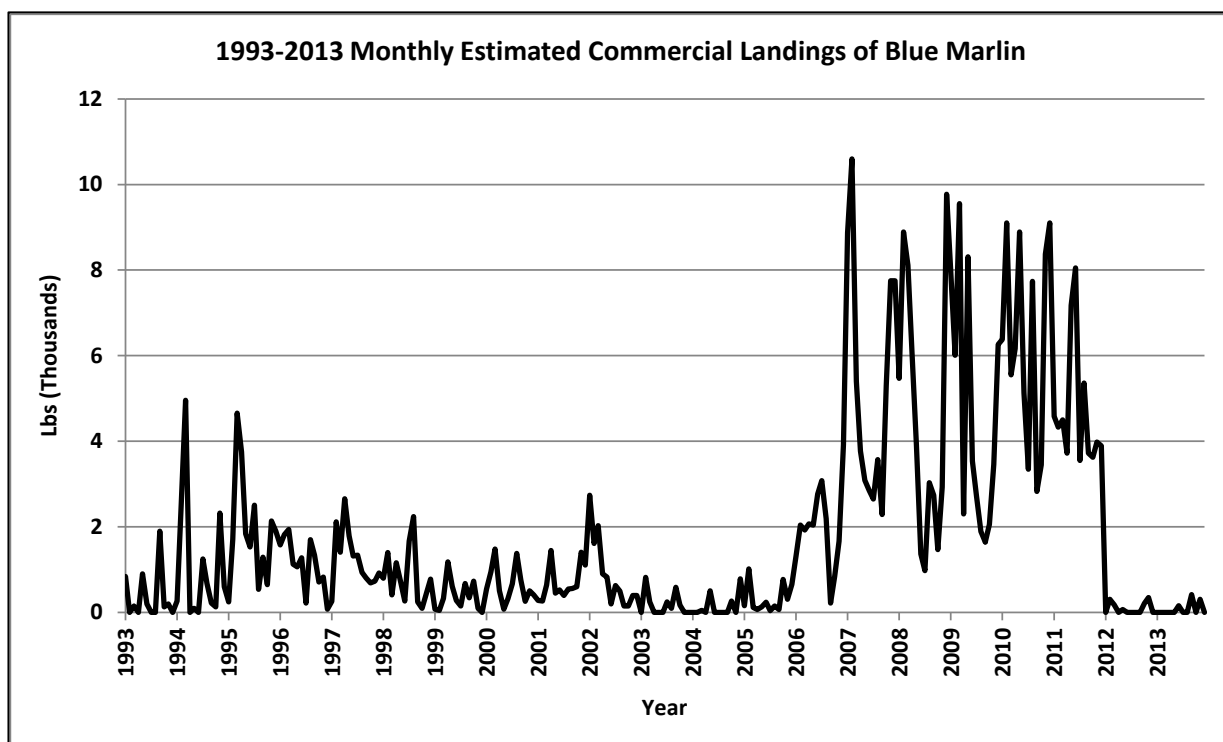


Figure A 4 7. 1985–2013 annual estimated commercial landings of blue marlin

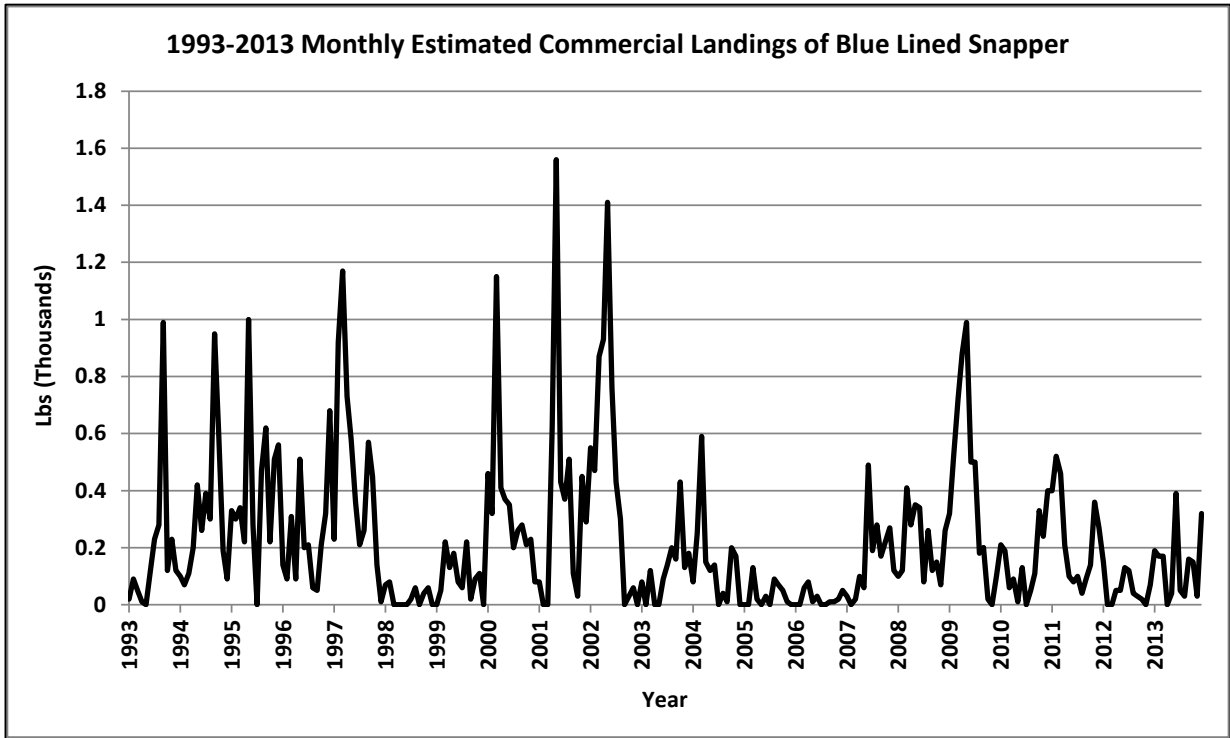


Figure A 4 8. 1985–2013 annual estimated commercial landings of blue lined snapper

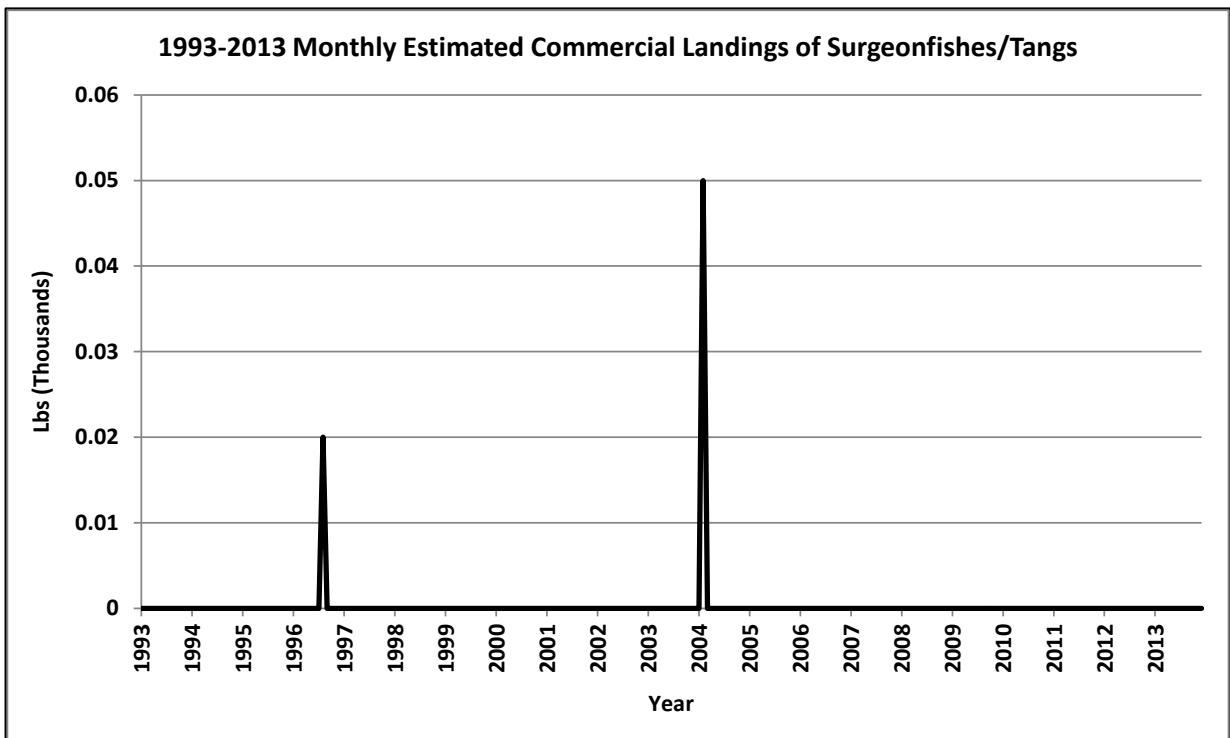


Figure A 4 9. 1985–2013 annual estimated commercial landings of surgeonfishes/tangs

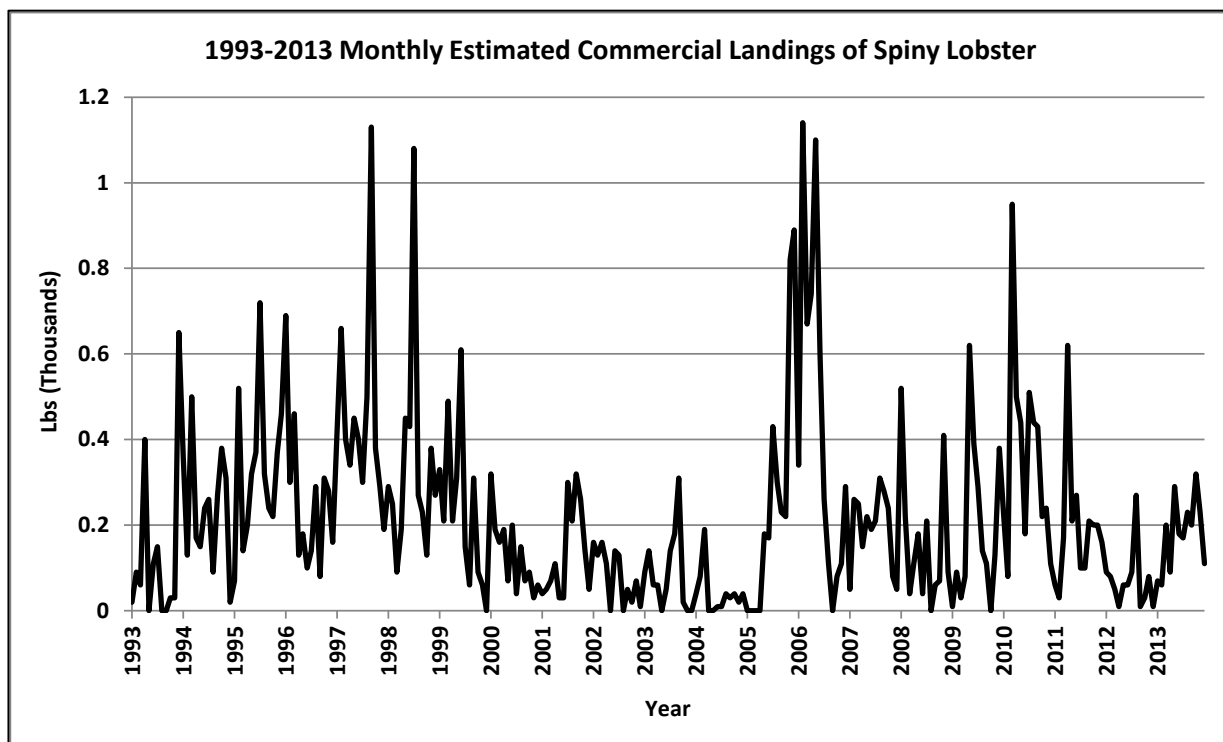


Figure A 4 10. 1985–2013 annual estimated commercial landings of spiny lobster

## Section B: COMMONWEALTH OF THE NORTHERN MARIANA ISLANDS 2013 FISHERY STATISTICS

### INTRODUCTION

*Location:* 14° to 21°N latitude, 145°E longitude

*Main Islands:* Saipan, Rota, Tinian

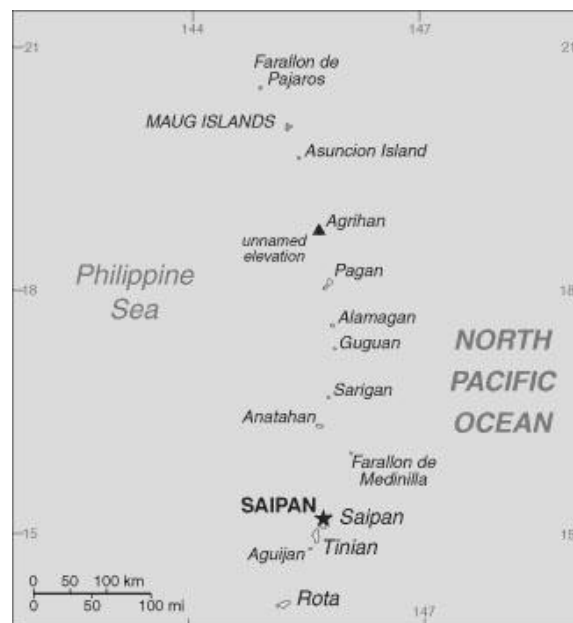
*Population:* about 52,344 (*The World Factbook*, 2015 estimate)

*Economy:* industries (tourism, banking, construction, fishing, handicrafts, other services), agriculture

The domestic commercial fishery of the Commonwealth of the Northern Mariana Islands (CNMI) is mainly a small boat, troll fishery. Most boats are 12-to-24-foot, outboard-powered, runabout-type vessels that take trolling trips of, generally, a day or less in duration. There are a few larger boats that, in addition to trolling, have been used in recent years for bottomfishing around the islands north of Saipan. There is also a small charter fleet.

Although trolling is the most common fishing method, bottom and reef fishing are also popular. Reef fishes make up a significant portion of the total commercial catch and are an important component of the local diet. While the vast majority of the domestic catch is consumed locally, in recent years there have been intermittent exports to Guam, Hawai'i, Korea, and Japan.

In 1982, WPacFIN began efforts to improve fisheries monitoring and data processing systems in the CNMI by providing computer hardware, software, and training. Since then, numerous system upgrades and replacements have been implemented to keep up with changing technologies and increasing demand for fisheries statistics from the CNMI and other PIR areas.



CNMI.

Source: *The World Factbook* (2015). CIA Maps.

## DATA COLLECTION

The CNMI Department of Lands and Natural Resources, Division of Fish and Wildlife (DFW), has been collecting commercial fishery statistics for the Saipan fleet since the mid-1970s. With assistance from NOAA Fisheries and the U.S. Fish & Wildlife Service's Federal Aid in Sportfish Restoration Program since 1982, DFW has expanded its fisheries monitoring programs to explore limited monitoring for Rota and Tinian, the two other major inhabited islands in the CNMI.

DFW's principal domestic commercial fisheries data collection method is a dealer invoicing system, which has been referenced in the past as a "trip ticket system." This is a misnomer. The DFW provides numbered invoices, each with a duplicate carbonless copy, to all purchasers of fresh fishery products (including hotels, restaurants, stores, fish markets, and roadside vendors). These vendors are supposed to complete an invoice each time they purchase fish directly from fishers, which is generally at the end of a fishing trip. One copy of the invoice goes to the DFW and the other is for the vendor's records. Although there is a correlation between the number of returning fishing trips and invoices, it is not one-to-one. The catch offloaded from a given trip may be sold to multiple vendors, creating a potentially higher number of invoices than trips and an unrealistically low estimate of trip-level catch per unit effort if the invoice is assumed to be a "trip ticket." Moreover, no data directly linking an invoice to a fishing trip are collected, and a portion of the catch may be sold door to door (not appearing on an invoice at all).

This data collection method has some advantages. It is relatively inexpensive to implement and maintain and it is an easy way to completely cover the commercial market in this relatively small island economy with a limited number of fish vendors. Because DFW is responsible for collecting the invoices in person, they can provide direct feedback to vendors to improve data accuracy and promote cooperation with this voluntary program. Some disadvantages that affect accuracy and completeness of this data collection method include: (1) dependence on non-DFW personnel (the vendors) to identify the catch and record the data, (2) limitations on the types of data that can be requested via the invoice form, (3) reliance on education and cooperation of fish purchasers to ensure the forms are filled out correctly, (4) limited direct contact with fishers (no direct reporting by fishers), and (5) no other means of cross-checking that fish sold to vendors are reported. These and other factors contribute to the likelihood that a significant portion of commercial landings is unrecorded.

Since 1982, the DFW has tried to reduce drawbacks and maximize the benefits of the vendor invoicing system. They kept a close working relationship with fish dealers. They have maintained and updated a list of dealers which they use to check on invoices periodically and monitor vendor reporting. DFW staff has also made periodic education and outreach efforts to fish vendors over the years. In addition, they conduct a creel survey program, allowing direct contact with fishers. The creel survey program includes boat ramps, ports, and shoreline areas. The data are used to estimate commercial landings and provide the basis for estimating the recreational and subsistence components of the catch.

The current fishery monitoring system collects data from vendors on Saipan where the DFW estimates more than 90% of the Commonwealth's commercial landings are made. Since 1983, the compiled Dealer Invoice Data have been mathematically adjusted to represent 100% coverage (total dealer purchases), referred to as "Estimated Commercial Landings" in the tables and figures.

Information collected from fish vendors by DFW staff includes:

- Date of purchase-Invoice Number
- Buyer's Name (dealer)-Weight (pounds by species)
- Seller's Name (fisher)-Price per pound (by species)
- Species-Total Sales Value

These data elements are collected for all purchases of fishery products. However, it should be noted that "species" are frequently identified only to a family (or higher taxonomic) level, especially for reef fishes.

## **DATA PROCESSING**

At the beginning of each month, a DFW employee visits each of the fish vendors on Saipan to collect the previous month's invoices, works to resolve problems, and answers any questions the dealers may have. The invoices are returned to the office for an initial visual quality control check and are then entered into the Commercial Purchase System database. After data entry, additional reports are generated (using software developed by WPacFIN) to help check their accuracy and identify possible errors.

On at least a quarterly basis, a copy of the data is sent to PIFSC in Honolulu, where the WPacFIN central office is located. After the File Transfer Protocol (FTP) data are uploaded to a central system, they are subjected to additional quality control and validation steps before generating the non-confidential summary reports. These summaries are used by WPacFIN participants and clients as well as the public. The confidential data, warehoused at WPacFIN Central, remain the property of the DFW, but can be provided to authorized users with DFW approval and appropriate nondisclosure agreements in place.

## **DATA REPORTING**

After completing all editing, adjustments, and quality control activities, monthly and annual summaries are generated by species (or higher taxon). All commercial landings data, referred to as “Estimated Commercial Landings” in the figures and tables, have been mathematically adjusted to reflect an estimated 100% of total dealer purchases.

## **SPECIES CATEGORIES**

The species, families, and other groups used in the tables and figures of DFW data for the CNMI are described in this section, based on the most commonly used local (island area) names. Differences in local vernacular may result in different common names for the same species across the region, but to ensure these summaries are clearly understood by local clients, the most common local names are used throughout this section. Because of the nature of vendor data, reported by non-technical people, several species (even several families) are at times reported together. This occurs often with bottomfish and some reef species. Vendors may not take the time to weigh lots (or coolers-full) of common fishes separately but will do so with species that command a higher price per pound. The use of common names varies throughout the Pacific, and some of the names commonly used in the CNMI market data are derivations of spellings of Hawaiian, Japanese and other language(s), since portions of the market were first developed in Hawai‘i.

Some of the common names and corresponding scientific names are provided in the following tables. Please note that some of the species in this report have been included in different groups over the years. For example, the Magnuson Fishery Conservation and Management Act of 1976 was amended in 1992 to include tunas in the category Pelagic Management Unit Species (PMUS). However, this report will maintain the original species categories from previous volumes for easy comparison. To see the most current taxonomic information for species caught commercially in the CNMI and other US-associated Pacific islands, please visit the WPacFIN Data Portal.

### I. Pelagic Management Unit Species (only non-tuna PMUS retained in the CNMI are listed)

- Blue marlin (*Makaira mazara*)
- Sharks (*Isurus oxyrinchus*, *Isurus paucus*, various *Carcharhinus* spp.)
- Mahimahi (*Coryphaena hippurus* and *C. equiselis*)
- Spearfish (*Tetrapturus angustirostris*)
- Sailfish (*Istiophorus platypterus*)
- Wahoo (*Acanthocybium solandri*)

### II. Bottomfish Management Unit Species (BMUS) and one Seamount Groundfish Management Unit Species (SGMUS)

- Alfonsin (*Beryx decadactylus*, SGMUS)
- Jobfish/Uku (*Aprion virescens*)
- Amberjack (*Seriola dumerili*)<sup>9</sup>
- Kalikali/Yellowtail (*Pristipomoides auricilla*)
- Black jack (*Caranx lugubris*)
- Lyretail grouper (*Variola louti*)
- Blacktip grouper (*Epinephelus fasciatus*)
- Onaga/Red snapper (*Etelis coruscans*)
- Blue-lined snapper (*Lutjanus kasmira*)<sup>9</sup>
- Opakapaka/Pink snapper (*Pristipomoides filamentosus*)
- Ehu/Red snapper (*Etelis carbunculus*)
- Redgill emperor (*Lethrinus lentjan*)<sup>1</sup>
- Giant trevally (*Caranx ignobilis*)
- Silvermouth/Deep lehi (*Aphareus rutilans*)
- Gindai/Flower snapper (*Pristipomoides zonatus*)
- Yelloweye opakapaka (*Pristipomoides flavipinnis*)

### III. Tunas

- Kawakawa/Saba (*Euthynnus affinis*)
- Tunas (unspecified)<sup>10</sup>
- Skipjack tuna (*Katsuwonus pelamis*)
- Yellowfin tuna (*Thunnus albacares*)

### IV. Other Scombrids

- Dogtooth tuna (*Gymnosarda unicolor*)
- (See footnote 10, below)

### V. Fisheries Categories

#### A. Pelagic Fishes

- Barracudas up to 5 species (*Sphyraena* spp.)
- Sailfish (*Istiophorus platypterus*)
- Blue marlin (*Makaira mazara*)
- Sharks (*Isurus oxyrinchus*, *Isurus paucus*, various *Carcharhinus* spp.)
- Dogtooth tuna (*Gymnosarda unicolor*)
- Skipjack tuna (*Katsuwonus pelamis*)
- Kawakawa/Saba (*Euthynnus affinis*)
- Spearfish (*Tetrapturus angustirostris*)
- Mahimahi (*Coryphaena hippurus*)
- Tunas/Unspecified (See footnote 10)

<sup>9</sup> The placement of greater amberjack (*Seriola dumerili*), blue-lined snapper (*Lutjanus kasmira*), and emperors (family Lethrinidae) within BMUS, versus in Coral Reef Ecosystem Management Unit Species (CREMUS) is under review. Agreed upon changes will be reflected in future FWSP volumes.

<sup>10</sup> This group includes species that comprise a very small portion of the catch, unidentified tunas, and apparent misidentifications. Because of the small amount of catch, and the tendency of vendors to throw dogtooth tuna (*Gymnosarda unicolor*) in with this group (although it is not actually a tuna), the category is combined with “other scombrids” in some of the figures. It should be noted that dogtooth tuna are not uncommon in pelagic landings from the CNMI.



- Pelagic fishes (unspecified)
- Wahoo (*Acanthocybium solandri*)

- Rainbow runner (*Elagatis bipinnulata*)
- Yellowfin tuna (*Thunnus albacares*)

## B. Bottomfishes

- Alfonsin (*Beryx decadactylus*)
- Kalikali/Yellowtail (*Pristipomoides auricilla*)
- Amberjack (*Seriola dumerili*)
- Longnose emperor (*Lethrinus olivaceus*)
- Bigeye emperor (*Monotaxis grandoculis*)
- Lyretail grouper (*Variola louti*)
- Bigeye trevally (*Caranx sexfasciatus*)
- Marbled grouper (*Epinephelus polyphkadion*)
- Black jack (*Caranx lugubris*)
- Onaga/Red snapper (*Etelis coruscans*)
- Blackspot emperor (*Lethrinus harak*)
- Onespot snapper (*Lutjanus monostigma*)
- Blacktip grouper (*Epinephelus fasciatus*)
- Opakapaka/Pink snapper (*Pristipomoides filamentosus*)
- Blue-lined gindai (*Pristipomoides argyrogrammicus*)
- Orangespotted trevally (*Carangoides bajad*)
- Blue-lined snapper (*Lutjanus kasmira*)
- Orangefin emperor (*Lethrinus erythracanthus*)
- Bluefin trevally (*Caranx melampygus*)
- Peacock grouper (*Cephalopholis argus*)
- Bottomfishes (unspecified<sup>11</sup>)
- Pink grouper (*Saloptia powelli*)
- Brassy trevally (*Caranx papuensis*)
- Red snapper (various *Etelinae*)
- Ehu/Red snapper (*Etelis carbunculus*)
- Redgill emperor (*Lethrinus lentjan*)
- Eight banded grouper (*Hyporthodus octofasciatus*)
- Saddleback grouper/Giant coral trout (*Plectropomus laevis*)
- Emperors (various *Lethrinidae*)
- Sickie pomfret (*Taractichthys steindachneri*)
- Flagtail grouper (*Cephalopholis urodeta*)
- Silvermouth/Deep lehi (*Aphareus rutilans*)
- Yellow-banded grouper (*Cephalopholis igarashiensis*)
- Honeycomb grouper (*Epinephelus merra*)
- Yellowspotted trevally (*Carangoides fulvoguttatus*)
- Humpback snapper (*Lutjanus gibbus*)
- Yelloweye opakapaka (*Pristipomoides flavipinnis*)
- Jacks (various *Carangidae*)
- Yellowlip emperor (*Lethrinus xanthochilus*)
- Jobfish/Uku (*Aprion virescens*)
- Yellowstripe emperor (*Lethrinus obsoletus*)
- Flametail snapper (*Lutjanus fulvus*)<sup>12</sup>
- Smalltooth jobfish (*Aphareus furca*)
- Giant trevally (*Caranx ignobilis*)
- Stout emperor (*Gymnocranius* sp.)
- Gindai/Flower snapper (*Pristipomoides zonatus*)
- Tomato grouper (*Cephalopholis sonnerati*)
- Groupers (various *Serranidae*)
- White lyretail grouper (*Variola albimarginata*)
- Highfin grouper (*Epinephelus maculatus*)
- Yellow-banded grouper (*Cephalopholis igarashiensis*)
- Honeycomb grouper (*Epinephelus merra*)
- Yellowspotted trevally (*Carangoides fulvoguttatus*)
- Humpback snapper (*Lutjanus gibbus*)
- Yelloweye opakapaka (*Pristipomoides flavipinnis*)
- Jacks (various *Carangidae*)
- Yellowlip emperor (*Lethrinus xanthochilus*)

<sup>11</sup> May include various deep bottom snappers (most *Etelinae*, some *Lutjanus* spp. listed above), groupers (*Serranidae*), emperors (*Lethrinidae*), deep jacks, and trevallies (*Carangidae*).

<sup>12</sup> Mistakenly referred to as a flametail “emperor” (by vendors and in previous volumes of this report), also known in the literature as blacktail snapper.

- Jobfish/Uku (*Aprion virescens*)

- Yellowstripe emperor (*Lethrinus obsoletus*)

### C. Reef Fishes

- Bigeyes/glasseyes (*Priacanthus* spp. and *Heteropriacanthus cruentatus*)
- Reef fishes (multiple families, unspecified)
- Blue-banded surgeonfish (*Acanthurus lineatus*)
- Shallow snappers (generally *Lutjanus* spp.<sup>13</sup>)
- Bluespine unicornfish (*Naso unicornis*)
- Soldierfishes (*Myripristis* spp., *Ostichthys* spp.)
- Butterflyfishes (various Chaetodontidae)
- Squirrelfishes (*Sargocentron* spp., *Neoniphon* spp.)
- Convict tang (*Acanthurus triostegus*)<sup>14</sup>
- Surgeonfishes (various Acanthuridae)
- Dash & dot goatfish (*Parupeneus barberinus*)
- Sweetlips (various Haemulidae)
- Fusiliers (*Caesio* spp., *Pterocaesio* spp.)
- Triggerfishes (various Balistidae)
- Goatfishes (various Mullidae)
- Tripletail wrasse (*Cheilinus trilobatus*)
- Highfin rudderfish, brown (*Kyphosus vaigiensis*)
- Two-barred goatfish (*Parupeneus bifasciatus*)
- Highfin rudderfish, silver (*Kyphosus cinerascens*)
- Unicornfishes (various *Naso* spp.)
- Humphead wrasse (*Cheilinus undulatus*)
- Wrasses (various Labridae)
- Orangespine unicornfish (*Naso lituratus*)
- Yellowfin surgeonfish (*Acanthurus xanthopterus*)
- Parrotfishes (various Scaridae)
- Yellowstripe goatfish (*Mulloidichthys flavolineatus*)
- Rabbitfishes (*Siganus* spp.)

### D. Other Fishes, Algae & Invertebrates

- Bigeye scad/Atulai (*Selar crumenophthalmus*)
- Octopus (most *Octopus* spp.)
- Clams/bivalves (various Bivalvia)
- Sea cucumbers (Holothuroidea)
- Coconut crab (*Birgus latro*)
- Shrimp (saltwater Caridea)
- Crabs (various Brachyura)
- Slipper lobster (various *Scyllarides*, *Scyllarus*, and *Parribacus* spp.)
- Invertebrates (various, unspecified)
- Spiny lobster (various *Panulirus* spp.)
- Lemu/Seaweeds (various, unspecified)
- Squids (Unspecified: Class Cephalopoda: Coleoidea, Decapodiformes)
- Milkfish (*Chanos chanos*)
- Trochus (*Trochus* spp.)
- Mullet (various Mugilidae)

<sup>13</sup> Eteline snappers are found mainly in (deep slope) bottomfishing catch. Conversely, inshore near reefs, the snappers found are mainly species of the genus *Lutjanus*.

<sup>14</sup> May include a small amount of the mimic convict surgeonfish *Acanthurus chronixis*.

## CNMI Tables

Table B 1. CNMI Annual 2013 Estimated Commercial Landings

FISHERY GROUP	Subgroup	Scientific Name	Local common name(s)	Lb Sold	Estimated Value	Price/Lb
PELAGIC FISHES	Tunas	<i>Euthynnus affinis</i>	Kawakawa/Saba/Asilay/Hailuway	1,874	\$3,973	\$2.12
		<i>Katsuwonus pelamis</i>	Skipjack tuna/Bunita/Bonito/Bonita/ Angaraap/Hangaraap	166,969	\$337,201	\$2.02
		<i>Thunnus albacares</i>	Yellowfin tuna/Kacho/Taguw/Tag-hu tangir/ Taguw peras/Manguro/O'maguro	31,278	\$68,218	\$2.18
		Tribe: Thunnini	Tunas (unspecified)	92	\$231	\$2.50
	Other Scombrids	<i>Acanthocybium solandri</i>	Wahoo/Toson	5,345	\$12,735	\$2.38
		<i>Gymnosarda unicolor</i>	Dogtooth tuna/Owel/Ayúl	8,603	\$21,369	\$2.48
	Billfishes	<i>Istiophorus platypterus</i>	Sailfish/Guihan layak/Tagalaar/Taghalaar	214	\$460	\$2.15
		<i>Makaira mazara</i>	Blue marlin/Bátto/Guihan laggak/ Tagalaar/Taghalaar	2,091	\$5,078	\$2.43
	Other Pelagics	<i>Coryphaena hippurus</i> , <i>C. equiselis</i>	Mahimahi/Botague/Dorado/Dorito	44,889	\$101,260	\$2.26
		<i>Elagatis bipinnulata</i>	Rainbow runner/Buri/Achachon (small)/ Achenchon (lg)/Hallehe/Liyaw malúgh	700	\$1,697	\$2.42
		Unknown	Pelagic fishes (unspecified)	950	\$2,210	\$2.33
	BOTTOMFISHES	Snappers	<i>Aphareus furca</i>	Smalltooth jobfish/Maraap	2,688	\$8,796
<i>Aprion virescens</i>			Jobfish/Uku/Gogunafon/ Gâsgasnafom/Aiwe/Halwe	743	\$1,570	\$2.11
<i>Etelis carbunculus</i>			Ehu/Red snapper/Buninas agaga/ Tiginippug/Falaghal maróóbw	717	\$2,775	\$3.87
<i>Etelis coruscans</i>			Onaga/Red snapper/Buninas/ Karkar/Taighúlúpegh	7,869	\$40,641	\$5.16

FISHERY GROUP	Subgroup	Scientific Name	Local common name(s)	Lb Sold	Estimated Value	Price/Lb
		<i>Pristipomoides auricilla</i>	Kalikali/Yellowtail/Buninas/ Kakkar/Falaghal-maróóbw	1,355	\$4,197	\$3.10
		<i>Pristipomoides filamentosus</i>	Opakapaka/Pink snapper/Buninas/ Falaghal-maróóbw	1,582	\$4,581	\$2.90
		<i>Pristipomoides zonatus</i>	Gindai/Flower snapper/Buninas rayao amariyu/ Tiginippug/Falaghal-maróóbw	1,012	\$3,908	\$3.86
	<b>Groupers</b>	Family: Serranidae	Groupers (unspecified)/Gádao	1,080	\$4,444	\$4.12
	<b>Emperors</b>	Family: Lethrinidae	Emperors (unspecified) Mafuti/Mafute/Lililok/Liliok/Uluul/Weyaw	2,139	\$5,598	\$2.62
	<b>Jacks &amp; Trevallies</b>	Family: Carangidae	Jacks (unspecified)/Tarakitun/Tarakitu/ Tarakiton/Seresch/Tchep/Opw/Oppw/Scheep/ l'e'e/l'e' (juv). <i>Many other size-based names.</i>	541	\$1,406	\$2.60
	<b>Other Carangids</b>	<i>Seriola dumerili</i>	Greater amberjack/Tarakiton tadong/ Bwehya/Meseyúgh/Meseyug	527	\$1,542	\$2.93
	<b>Mixed fishes (unspecified)</b>	Fam: Carangidae, Lutjanidae, Lethrinidae & Serranidae	Bigeye scad/Atulai (sm)/Haiting (lg)/Peti/Patu Bottomfishes (unspecified)	11,480 831	\$29,622 \$2,141	\$2.58 \$2.58
<b>REEF &amp; INSHORE FISHES</b>	<b>Parrotfishes</b>	Family: Scaridae	Parrotfishes (unspecified) Palakse/Lággua/Igan-wosch/Yóór/Yáár	7,060	\$22,493	\$3.19
	<b>Tangs, Surgeons, &amp; Unicornfishes</b>	Family: Acanthuridae	Surgeonfishes/tangs (unspecified) Tataga/Hangon/Kichu/Amoktan/Hiyok/ Hugupao/Filáng/Filááng/Iga/Igai	432	\$1,099	\$2.54
		<i>Naso spp.</i>	Unicornfishes (unspecified)/Tataga (lg)/ Guása (sm)/Bwula/Bwuláálay/Libwoot merha/ Igh-Falafal	801	\$2,286	\$2.86

FISHERY GROUP	Subgroup	Scientific Name	Local common name(s)	Lb Sold	Estimated Value	Price/Lb
	<b>Goatfishes</b>	Family: Mullidae	Goatfishes (unspecified)/ Salmoneti/Satmonetiyu Satmoneti/Samoneti/Ti'ao/Uwey/Fanisi/Reewin <i>Names also relate to size classes.</i>	955	\$2,550	\$2.67
	<b>Squirrel &amp; Soldierfishes</b>	<i>Sargocentron spp.</i> , <i>Neoniphon spp.</i>	Squirrelfishes (unspecified)/Sisi'ok/Chà'lak/ Sagsag/Hara/Sara/Gútch/Leet	309	\$839	\$2.71
	<b>Rabbitfishes</b>	Family: Siganidae	Rabbitfishes (unspecified)/Hiteng/Hitting/ Hiting (juv.)/Há'tang (adult)/ Mañáhak/Menahac/ Sesyon/Sesjun/Umwulé/Lleah/Penuwa/Palawa	2,331	\$7,425	\$3.19
	<b>Other Reef &amp; Inshore Fishes</b>	Various families	Reef fishes (unspecified)	33,565	\$84,160	\$2.51
<b>MISCELLANEOUS TAXA</b>	<b>Taxa/Habitat Unknown</b>	Unknown	Miscellaneous (unspecified)	786	\$2,048	\$2.60
<b>INVERTEBRATES</b>	<b>Unknown</b>	Multiple phyla	Invertebrates (unspecified)	3,960	\$27,334	\$6.90
	<b>Mollusks</b>	Cephalopoda: Coleoidea, Decapodiformes <i>Octopus spp.</i>	Squid (unspecified)/Nosnus Octopus/Gamson	31 379	\$152 \$1,050	\$4.93 \$2.77
<b>TOTAL</b>				<b>346,178</b>	<b>\$817,089</b>	<b>\$2.36</b>

Table B 2. CNMI January 2013 Estimated Commercial Landings

FISHERY GROUP	Subgroup	Scientific Name	Local common name(s)	Lb Sold	Estimated Value	Price/Lb	
PELAGIC FISHES	Tunas	<i>Euthynnus affinis</i>	Kawakawa/Saba/Asilay/Hailuway	530	\$1,261	\$2.38	
		<i>Katsuwonus pelamis</i>	Skipjack tuna/Bunita/Bonito/Bonita/ Angaraap/Hangaraap	10,104	\$25,762	\$2.55	
		<i>Thunnus albacares</i>	Yellowfin tuna/Kacho/Taguw/Tag-hu tangir/ Taguw peras/Manguro/O'maguro	2,731	\$7,291	\$2.67	
	Other Scombrids	<i>Acanthocybium solandri</i>	Wahoo/Toson	512	\$1,286	\$2.51	
		<i>Gymnosarda unicolor</i>	Dogtooth tuna/Owel/Ayúl	786	\$1,965	\$2.50	
	Billfishes	<i>Makaira mazara</i>	Blue marlin/Bátto'/Guihan laggak/ Tagalaar/Taghalaar	68	\$169	\$2.50	
	Other Pelagics	<i>Coryphaena hippurus, C. equiselis</i>	Mahimahi/Botague/Dorado/Dorito	7,176	\$17,959	\$2.50	
		<i>Elagatis bipinnulata</i>	Rainbow runner/Buri/Achachon (small)/ Achenchon (lg)/Hallehe/Liyaw malúgh	36	\$101	\$2.80	
	BOTTOMFISHES	Snappers	<i>Aphareus furca</i>	Smalltooth jobfish/Maraap	278	\$887	\$3.19
			<i>Aprion virescens</i>	Jobfish/Uku/Gogunafon/ Gâsgasnafom/Aiwe/Halwe	23	\$47	\$2.00
<i>Etelis carbunculus</i>			Ehu/Red snapper/Buninas agaga/ Tiginippug/Falaghal maróóbw	24	\$99	\$4.19	
<i>Etelis coruscans</i>			Onaga/Red snapper/Buninas/ Karkar/Taighúlúpegh	1,234	\$6,250	\$5.06	
<i>Pristipomoides auricilla</i>			Kalikali/Yellowtail/Buninas/ Kakkar/Falaghal-maróóbw	75	\$225	\$2.98	
<i>Pristipomoides filamentosus</i>			Opakapaka/Pink snapper/Buninas/ Falaghal-maróóbw	161	\$479	\$2.98	
<i>Pristipomoides zonatus</i>			Gindai/Flower snapper/Buninas rayao amaríyu/ Tiginippug/Falaghal-maróóbw	18	\$65	\$3.67	

FISHERY GROUP	Subgroup	Scientific Name	Local common name(s)	Lb Sold	Estimated Value	Price/Lb
	<b>Groupers</b>	Family: Serranidae	Groupers (unspecified)/Gádao	37	\$110	\$2.95
	<b>Emperors</b>	Family: Lethrinidae	Emperors (unspecified) Mafuti/Mafute'/Lililok/Liliok/Uluul/Weyaw	58	\$172	\$2.98
	<b>Jacks &amp; Trevallies</b>	Family: Carangidae	Jacks (unspecified)/Tarakiton/Tarakitu/ Tarakiton/Seresch/Tchep/Opw/Oppw/Scheep/ l'e'e/l'e' (juv).. <i>Many other size-based names.</i>	155	\$388	\$2.50
	<b>Other Carangids</b>	<i>Seriola dumerili</i>	Greater amberjack/Tarakiton tadong/ Bwehya/Meseyúgh/Meseyug	18	\$46	\$2.50
	<b>Mixed fishes (unspecified)</b>	Fam: Carangidae, Lutjanidae, Lethrinidae & Serranidae	Bigeye scad/Atulai (sm)/Haiting (lg)/Peti/Patu	2,132	\$5,730	\$2.69
<b>REEF &amp; INSHORE FISHES</b>	<b>Parrotfishes</b>	Family: Scaridae	Parrotfishes (unspecified) Palakse'/Lággua/Igan-wosch/Yóór/Yáár	172	\$526	\$3.06
	<b>Tangs, Surgeons, &amp; Unicornfishes</b>	Family: Acanthuridae	Surgeonfishes/tangs (unspecified) Tataga/Hangon/Kichu/Amoktan/Hiyok/ Hugupao/Filáng/Filááng/Iga/Igai	122	\$314	\$2.57
	<b>Goatfishes</b>	Family: Mullidae	Unicornfishes (unspecified)/Tataga (lg)/ Guása (sm)/Bwula/Bwuláálay/Libwoot merha/ Igh-Falafal	53	\$145	\$2.72
	<b>Squirrel &amp; Soldierfishes</b>	<i>Sargocentron spp.</i> , <i>Neoniphon spp.</i>	Goatfishes (unspecified)/ Salmoneti/Satmonetiyu Satmoneti/Samoneti/Ti'ao/Uwey/Fanisi/Reewin <i>Names also relate to size classes.</i> Squirrelfishes (unspecified)/Sisi'ok/Châ'lak/ Sagsag/Hara/Sara/Gútch/Leet	50	\$135	\$2.68
				24	\$60	\$2.50

FISHERY GROUP	Subgroup	Scientific Name	Local common name(s)	Lb Sold	Estimated Value	Price/Lb
	<b>Rabbitfishes</b>	Family: Siganidae	Rabbitfishes (unspecified)/Hiteng/Hitting/ Hiting (juv.)/Hâ'tang (adult)/ Mañâhak/Menahac/ Sesyon/Sesjun/Umwulê/Lleah/Penuwa/Palawa	32	\$106	\$3.37
	<b>Other Reef &amp; Inshore Fishes</b>	Various families	Reef fishes (unspecified)	2,168	\$5,419	\$2.50
<b>MISCELLANEOUS TAXA</b>	<b>Taxa/Habitat Unknown</b>	Unknown	Miscellaneous (unspecified)	134	\$352	\$2.62
<b>INVERTEBRATES</b>	<b>Mollusks</b>	Cephalopoda: Coleoidea, Decapodiformes	Squid (unspecified)/Nosnus	1	\$2	\$2.51
		<i>Octopus spp.</i>	Octopus/Gamson	145	\$392	\$2.70
<b>TOTAL</b>				<b>29,066</b>	<b>\$77,766</b>	<b>\$2.68</b>



Table B 3. CNMI February 2013 Estimated Commercial Landings

FISHERY GROUP	Subgroup	Scientific Name	Local common name(s)	Lb Sold	Estimated Value	Price/Lb	
PELAGIC FISHES	Tunas	<i>Euthynnus affinis</i>	Kawakawa/Saba/Asilay/Hailuway Skipjack tuna/Bunita/Bonito/Bonita/	132	\$308	\$2.13	
		<i>Katsuwonus pelamis</i>	Angaraap/Hangaraap Yellowfin tuna/Kacho/Taguw/Tag-hu tangir/	22,006	\$46,145	\$2.10	
		<i>Thunnus albacares</i> Tribe: Thunnini	Taguw peras/Manguro/O'maguro Tunas (unspecified)	3,166 92	\$6,827 \$231	\$2.16 \$2.50	
	Other Scombrids	<i>Acanthocybium solandri</i>	Wahoo/Toson	1,127	\$2,872	\$2.55	
		<i>Gymnosarda unicolor</i>	Dogtooth tuna/Owel/Ayúl	1,762	\$4,245	\$2.41	
	Billfishes	<i>Istiophorus platypterus</i>	Sailfish/Guihan layak/Tagalaar/Taghalaar	100	\$175	\$1.75	
		<i>Coryphaena hippurus</i> , <i>C. equiselis</i>	Mahimahi/Botague/Dorado/Dorito	11,048	\$23,887	\$2.16	
	BOTTOMFISHES	Other Pelagics Snappers	<i>Aphareus furca</i>	Smalltooth jobfish/Maraap	797	\$2,543	\$3.19
			<i>Aprion virescens</i>	Jobfish/Uku/Gogunafon/ Gãsgasnafom/Aiwe/Halwe	45	\$90	\$2.00
		<i>Etelis carbunculus</i>	Ehu/Red snapper/Buninas agaga/ Tiginippug/Falaghal maróóbw	60	\$206	\$3.45	
<i>Etelis coruscans</i>		Onaga/Red snapper/Buninas/ Karkar/Taighúlúpegh	272	\$1,498	\$5.50		
<i>Pristipomoides auricilla</i>		Kalikali/Yellowtail/Buninas/ Kakkar/Falaghal-maróóbw	68	\$201	\$2.97		
<i>Pristipomoides filamentosus</i>		Opakapaka/Pink snapper/Buninas/ Falaghal-maróóbw Gindai/Flower snapper/Buninas rayao amariyu/	230	\$715	\$3.11		
<i>Pristipomoides zonatus</i>		Tiginippug/Falaghal-maróóbw	21	\$84	\$4.06		
Groupers		Family: Serranidae	Groupers (unspecified)/Gãdao Emperors (unspecified)	292	\$1,235	\$4.23	
Emperors		Family: Lethrinidae	Mafuti/Mafute'/Lililok/Liliok/Uluul/Weyaw	230	\$576	\$2.51	

FISHERY GROUP	Subgroup	Scientific Name	Local common name(s)	Lb Sold	Estimated Value	Price/Lb
	<b>Jacks &amp; Trevallies</b>	<i>Seriola dumerili</i>	Greater amberjack/Tarakiton tadong/ Bwehya/Meseyúgh/Meseyug	47	\$157	\$3.35
	<b>Other Carangids</b>	<i>Selar crumenophthalmus</i>	Bigeye scad/Atulai (sm)/Haiting (lg)/Peti/Patu	2,121	\$5,521	\$2.60
<b>REEF &amp; INSHORE FISHES</b>	<b>Parrotfishes</b>	Family: Scaridae	Parrotfishes (unspecified) Palakse'/Lággua/Igan-wosch/Yóór/Yáár	279	\$846	\$3.04
	<b>Tangs, Surgeons, &amp; Unicornfishes</b>	Family: Acanthuridae	Surgeonfishes/tangs (unspecified) Tataga/Hangon/Kichu/Amoktan/Hiyok/ Hugupao/Filáng/Filááng/Iga/Igai	90	\$232	\$2.59
		<i>Naso spp.</i>	Unicornfishes (unspecified)/Tataga (lg)/ Guása (sm)/Bwula/Bwuláálay/Libwoot merha/ Igh-Falafal	44	\$121	\$2.75
	<b>Goatfishes</b>	Family: Mullidae	Goatfishes (unspecified)/ Salmoneti/Satmonetiyu Satmoneti/Samoneti/Ti'ao/Uwey/Fanisi/Reewin <i>Names also relate to size classes.</i>	71	\$194	\$2.75
	<b>Squirrel &amp; Soldierfishes</b>	<i>Sargocentron spp.</i> , <i>Neoniphon spp.</i>	Squirrelfishes (unspecified)/Sisi'ok/Chà'lak/ Sagsag/Hara/Sara/Gútch/Leet	23	\$58	\$2.50
	<b>Rabbitfishes</b>	Family: Siganidae	Rabbitfishes (unspecified)/Hiteng/Hitting/ Hiting (juv.)/Há'tang (adult)/ Mañáhak/Menahac/	71	\$222	\$3.14
	<b>Other Reef &amp; Inshore Fishes</b>	Various families	Sesyon/Sesjun/Umwulé/Lleah/Penuwa/Palawa	2,259	\$5,733	\$2.54
<b>MISCELLANEOUS TAXA</b>	<b>Taxa/Habitat Unknown</b>	Unknown	Reef fishes (unspecified)	19	\$66	\$3.47
<b>INVERTEBRATES</b>	<b>Unknown</b>	Multiple phyla	Miscellaneous (unspecified)	8	\$57	\$7.00
	<b>Mollusks</b>	<i>Octopus spp.</i>	Invertebrates (unspecified)	8	\$21	\$2.50
	<b>TOTAL</b>		Octopus/Gamson	<b>46,488</b>	<b>\$105,066</b>	<b>\$2.26</b>

Table B 4. CNMI March 2013 Estimated Commercial Landings

FISHERY GROUP	Subgroup	Scientific Name	Local common name(s)	Lb Sold	Estimated Value	Price/Lb	
PELAGIC FISHES	Tunas	<i>Euthynnus affinis</i>	Kawakawa/Saba/Asilay/Hailuway	345	\$604	\$1.75	
		<i>Katsuwonus pelamis</i>	Skipjack tuna/Bunita/Bonito/Bonita/ Angaraap/Hangaraap	18,588	\$37,316	\$2.01	
		<i>Thunnus albacares</i>	Yellowfin tuna/Kacho/Taguw/Tag-hu tangir/ Taguw peras/Manguro/O'maguro	3,895	\$8,652	\$2.22	
	Other Scombrids	<i>Acanthocybium solandri</i>	Wahoo/Toson	1,130	\$2,787	\$2.47	
		<i>Gymnosarda unicolor</i>	Dogtooth tuna/Owel/Ayúl	1,474	\$4,053	\$2.75	
	Billfishes	<i>Makaira mazara</i>	Blue marlin/Bátto'/Guihan laggak/ Tagalaar/Taghalaar	94	\$235	\$2.50	
	Other Pelagics	<i>Coryphaena hippurus, C. equiselis</i>	Mahimahi/Botague/Dorado/Dorito	8,353	\$18,640	\$2.23	
		Unknown	Pelagic fishes (unspecified)	96	\$240	\$2.50	
	BOTTOMFISHES	Snappers	<i>Aphareus furca</i>	Smalltooth jobfish/Maraap	442	\$1,450	\$3.28
			<i>Aprion virescens</i>	Jobfish/Uku/Gogunafon/ Gâsgasnafom/Aiwe/Halwe	89	\$178	\$2.00
<i>Etelis carbunculus</i>			Ehu/Red snapper/Buninas agaga/ Tiginippug/Falaghal maróóbw	117	\$457	\$3.90	
<i>Etelis coruscans</i>			Onaga/Red snapper/Buninas/ Karkar/Taighúlúpegh	178	\$892	\$5.00	
<i>Pristipomoides auricilla</i>			Kalikali/Yellowtail/Buninas/ Kakkar/Falaghal-maróóbw	216	\$564	\$2.61	
<i>Pristipomoides filamentosus</i>			Opakapaka/Pink snapper/Buninas/ Falaghal-maróóbw	442	\$1,300	\$2.94	
Emperors			Family: Lethrinidae	Emperors (unspecified) Mafuti/Mafute'/Lililok/Liliok/Uluul/Weyaw	142	\$364	\$2.56

FISHERY GROUP	Subgroup	Scientific Name	Local common name(s)	Lb Sold	Estimated Value	Price/Lb
	<b>Jacks &amp; Trevallies</b>	<i>Seriola dumerili</i>	Greater amberjack/Tarakiton tadong/Bwehya/Meseyúgh/Meseyug	38	\$96	\$2.50
	<b>Other Carangids</b>	<i>Selar crumenophthalmus</i>	Bigeye scad/Atulai (sm)/Haiting (lg)/Peti/Patu	1,453	\$4,054	\$2.79
<b>REEF &amp; INSHORE FISHES</b>	<b>Parrotfishes</b>	Family: Scaridae	Parrotfishes (unspecified) Palakse'/Lággua/Igan-wosch/Yóór/Yáár	471	\$1,442	\$3.06
	<b>Tangs, Surgeons, &amp; Unicornfishes</b>	Family: Acanthuridae	Surgeonfishes/tangs (unspecified) Tataga/Hangon/Kichu/Amoktan/Hiyok/Hugupao/Filáng/Filááng/Iga/Igai	30	\$83	\$2.75
		<i>Naso spp.</i>	Unicornfishes (unspecified)/Tataga (lg)/Guása (sm)/Bwula/Bwuláálay/Libwoot merha/Igh-Falafal	45	\$125	\$2.75
	<b>Goatfishes</b>	Family: Mullidae	Goatfishes (unspecified)/Salmoneti/Satmonetiyu Satmoneti/Samoneti/Ti'ao/Uwey/Fanisi/Reewin Names also relate to size classes.	34	\$93	\$2.74
	<b>Rabbitfishes</b>	Family: Siganidae	Rabbitfishes (unspecified)/Hiteng/Hitting/Hiting (juv.)/Há'tang (adult)/Mañáhak/Menahac/Sesyon/Sesjun/Umwulé/Lleah/Penuwa/Palawa	524	\$1,581	\$3.02
	<b>Other Reef &amp; Inshore Fishes</b>	Various families	Reef fishes (unspecified)	2,817	\$7,043	\$2.50
<b>MISCELLANEOUS TAXA</b>	<b>Taxa/Habitat Unknown</b>	Unknown	Miscellaneous (unspecified)	31	\$77	\$2.50
<b>INVERTEBRATES</b>	<b>Unknown</b>	Multiple phyla	Invertebrates (unspecified)	5	\$32	\$6.99
	<b>Mollusks</b>	<i>Octopus spp.</i>	Octopus/Gamson	59	\$153	\$2.58
<b>TOTAL</b>				<b>41,108</b>	<b>\$92,511</b>	<b>\$2.25</b>

Table B 5. CNMI April 2013 Estimated Commercial Landings

FISHERY GROUP	Subgroup	Scientific Name	Local common name(s)	Lb Sold	Estimated Value	Price/Lb	
PELAGIC FISHES	Tunas	<i>Euthynnus affinis</i>	Kawakawa/Saba/Asilay/Hailuway	49	\$86	\$1.75	
		<i>Katsuwonus pelamis</i>	Skipjack tuna/Bunita/Bonito/Bonita/ Angaraap/Hangaraap	12,188	\$21,725	\$1.78	
		<i>Thunnus albacares</i>	Yellowfin tuna/Kacho/Taguw/Tag-hu tangir/ Taguw peras/Manguro/O'maguro	1,874	\$3,929	\$2.10	
	Other Scombrids	<i>Acanthocybium solandri</i>	Wahoo/Toson	668	\$1,438	\$2.15	
		<i>Gymnosarda unicolor</i>	Dogtooth tuna/Owel/Ayúl	2,084	\$5,250	\$2.52	
	Other Pelagics	<i>Coryphaena hippurus, C. equiselis</i>	Mahimahi/Botague/Dorado/Dorito	4,596	\$10,731	\$2.33	
		Unknown	Pelagic fishes (unspecified)	20	\$20	\$1.00	
BOTTOMFISHES	Snappers	<i>Aphareus furca</i>	Smalltooth jobfish/Maraap	331	\$1,004	\$3.04	
		<i>Aprion virescens</i>	Jobfish/Uku/Gogunafon/ Gâsgasnafom/Aiwe/Halwe	74	\$148	\$2.00	
		<i>Etelis carbunculus</i>	Ehu/Red snapper/Buninas agaga/ Tiginippug/Falaghal maróóbw	87	\$298	\$3.41	
		<i>Etelis coruscans</i>	Onaga/Red snapper/Buninas/ Karkar/Taighúlúpegh	764	\$3,922	\$5.14	
		<i>Pristipomoides auricilla</i>	Kalikali/Yellowtail/Buninas/ Kakkar/Falaghal-maróóbw	251	\$633	\$2.52	
		<i>Pristipomoides filamentosus</i>	Opakapaka/Pink snapper/Buninas/ Falaghal-maróóbw	334	\$907	\$2.71	
		<i>Pristipomoides zonatus</i>	Gindai/Flower snapper/Buninas rayao amaríyu/ Tiginippug/Falaghal-maróóbw	203	\$725	\$3.56	
		Groupers	Family: Serranidae	Groupers (unspecified)/Gâdao	68	\$204	\$3.01
		Emperors	Family: Lethrinidae	Emperors (unspecified) Mafuti/Mafute'/Lililok/Liliok/Uluul/Weyaw	211	\$528	\$2.50

FISHERY GROUP	Subgroup	Scientific Name	Local common name(s)	Lb Sold	Estimated Value	Price/Lb
	<b>Jacks &amp; Trevallies</b>	Family: Carangidae	Jacks (unspecified)/Tarakitun/Tarakitu/Tarakiton/Seresch/Tchep/Opw/Oppw/Scheep/l'e'e/l'e' (juv).. <i>Many other size-based names.</i>	101	\$301	\$2.99
		<i>Seriola dumerili</i>	Greater amberjack/Tarakiton tadong/Bwehya/Meseyúgh/Meseyug	189	\$530	\$2.80
	<b>Other Carangids</b>	<i>Selar crumenophthalmus</i>	Bigeye scad/Atulai (sm)/Haiting (lg)/Peti/Patu	707	\$1,630	\$2.30
	<b>Mixed fishes (unspecified)</b>	Fam: Carangidae, Lutjanidae, Lethrinidae & Serranidae	Bottomfishes (unspecified)	80	\$200	\$2.50
<b>REEF &amp; INSHORE FISHES</b>	<b>Parrotfishes</b>	Family: Scaridae	Parrotfishes (unspecified) Palakse'/Lággua/Igan-wosch/Yóór/Yáár	1,726	\$5,460	\$3.16
	<b>Tangs, Surgeons, &amp; Unicornfishes</b>	Family: Acanthuridae	Surgeonfishes/tangs (unspecified) Tataga/Hangon/Kichu/Amoktan/Hiyok/Hugupao/Filáng/Filááng/Iga/Igai	43	\$118	\$2.75
		<i>Naso spp.</i>	Unicornfishes (unspecified)/Tataga (lg)/Guása (sm)/Bwula/Bwuláálay/Libwoot merha/Igh-Falafal	174	\$486	\$2.79
	<b>Goatfishes</b>	Family: Mullidae	Goatfishes (unspecified)/Salmoneti/Satmonetiyu Satmoneti/Samoneti/Ti'ao/Uwey/Fanisi/Reewin <i>Names also relate to size classes.</i>	27	\$74	\$2.75
	<b>Squirrel &amp; Soldierfishes</b>	<i>Sargocentron spp., Neoniphon spp.</i>	Squirrelfishes (unspecified)/Sisi'ok/Chá'lak/Sagsag/Hara/Sara/Gútch/Leet	6	\$17	\$2.75
	<b>Rabbitfishes</b>	Family: Siganidae	Rabbitfishes (unspecified)/Hiteng/Hitting/Hiting (juv.)/Há'tang (adult)/Mañáhak/Menahac/Sesyon/Sesjun/Umwulé/Lleah/Penuwa/Palawa	227	\$709	\$3.13
	<b>Other Reef &amp; Inshore Fishes</b>	Various families	Reef fishes (unspecified)	3,857	\$9,714	\$2.52

<b>FISHERY GROUP</b>	<b>Subgroup</b>	<b>Scientific Name</b>	<b>Local common name(s)</b>	<b>Lb Sold</b>	<b>Estimated Value</b>	<b>Price/Lb</b>
<b>MISCELLANEOUS TAXA</b>	<b>Taxa/Habitat Unknown</b>	Unknown	Miscellaneous (unspecified)	28	\$70	\$2.50
<b>INVERTEBRATES</b>	<b>Unknown</b>	Multiple phyla	Invertebrates (unspecified)	468	\$2,975	\$6.36
	<b>Mollusks</b>	<i>Octopus spp.</i>	Octopus/Gamson	12	\$29	\$2.50
<b>TOTAL</b>				<b>31,447</b>	<b>\$73,861</b>	<b>\$2.35</b>

Table B 6. CNMI May 2013 Estimated Commercial Landings

FISHERY GROUP	Subgroup	Scientific Name	Local common name(s)	Lb Sold	Estimated Value	Price/Lb	
PELAGIC FISHES	Tunas	<i>Katsuwonus pelamis</i>	Skipjack tuna/Bunita/Bonito/Bonita/ Angaraap/Hangaraap	19,237	\$32,892	\$1.71	
		<i>Thunnus albacares</i>	Yellowfin tuna/Kacho/Taguw/Tag-hu tangir/ Taguw peras/Manguro/O'maguro	1,479	\$3,194	\$2.16	
	Other Scombrids	<i>Acanthocybium solandri</i>	Wahoo/Toson	758	\$1,734	\$2.29	
		<i>Gymnosarda unicolor</i>	Dogtooth tuna/Owel/Ayúl	1,107	\$2,512	\$2.27	
	Billfishes	<i>Istiophorus platypterus</i>	Sailfish/Guihan layak/Tagalaar/Taghalaar	78	\$196	\$2.50	
			<i>Makaira mazara</i>	Blue marlin/Bátto'/Guihan laggak/ Tagalaar/Taghalaar	142	\$354	\$2.50
	Other Pelagics		<i>Coryphaena hippurus, C. equiselis</i>	Mahimahi/Botague/Dorado/Dorito	1,338	\$3,503	\$2.62
			Unknown	Pelagic fishes (unspecified)	224	\$549	\$2.45
			<i>Aphareus furca</i>	Smalltooth jobfish/Maraap	214	\$679	\$3.18
	BOTTOMFISHES	Snappers		Jobfish/Uku/Gogunafon/ Gâsgasnafom/Aiwe/Halwe	102	\$203	\$2.00
			<i>Etelis carbunculus</i>	Ehu/Red snapper/Buninas agaga/ Tiginippug/Falaghal maróóbw	150	\$600	\$4.00
			<i>Etelis coruscans</i>	Onaga/Red snapper/Buninas/ Karkar/Taighúlúpegh	1,381	\$7,387	\$5.35
			<i>Pristipomoides auricilla</i>	Kalikali/Yellowtail/Buninas/ Kakkar/Falaghal-maróóbw	415	\$1,743	\$4.20
			<i>Pristipomoides filamentosus</i>	Opakapaka/Pink snapper/Buninas/ Falaghal-maróóbw	49	\$142	\$2.91
				Gindai/Flower snapper/Buninas rayao amaríyu/			
			<i>Pristipomoides zonatus</i>	Tiginippug/Falaghal-maróóbw	332	\$1,318	\$3.97
			Groupers	Family: Serranidae	Groupers (unspecified)/Gádao	91	\$315



FISHERY GROUP	Subgroup	Scientific Name	Local common name(s)	Lb Sold	Estimated Value	Price/Lb
	<b>Emperors</b>	Family: Lethrinidae	Emperors (unspecified) Mafuti/Mafute'/Lililok/Liliok/Uluul/Weyaw	467	\$1,271	\$2.72
	<b>Jacks &amp; Trevallies</b>	Family: Carangidae	Jacks (unspecified)/Tarakitun/Tarakitu/ Tarakiton/Seresch/Tchep/Opw/Oppw/Scheep/ l'e'e/l'e'e' (juv). <i>Many other size-based names.</i>	22	\$43	\$2.00
	<b>Other Carangids</b>	<i>Seriola dumerili</i>	Greater amberjack/Tarakiton tadong/ Bwehya/Meseyúgh/Meseyug	108	\$362	\$3.34
	<b>Mixed fishes (unspecified)</b>	Fam: Carangidae, Lutjanidae, Lethrinidae & Serranidae	Bigeye scad/Atulai (sm)/Haiting (lg)/Peti/Patu	724	\$1,823	\$2.52
<b>REEF &amp; INSHORE FISHES</b>	<b>Parrotfishes</b>	Family: Scaridae	Parrotfishes (unspecified) Palakse'/Lággua/Igan-wosch/Yóór/Yáár	758	\$2,453	\$3.23
	<b>Tangs, Surgeons, &amp; Unicornfishes</b>	Family: Acanthuridae	Surgeonfishes/tangs (unspecified) Tataga/Hangon/Kichu/Amoktan/Hiyok/ Hugupao/Filáng/Filááng/Iga/Igai	65	\$178	\$2.75
	<b>Goatfishes</b>	Family: Mullidae	Unicornfishes (unspecified)/Tataga (lg)/ Guása (sm)/Bwula/Bwuláálay/Libwoot merha/ Igh-Falafal	142	\$402	\$2.83
	<b>Squirrel &amp; Soldierfishes</b>	<i>Sargocentron spp.</i> , <i>Neoniphon spp.</i>	Goatfishes (unspecified)/ Salmoneti/Satmonetiyu Satmoneti/Samoneti/Ti'ao/Uwey/Fanisi/Reewin <i>Names also relate to size classes.</i>	42	\$114	\$2.75
	<b>Rabbitfishes</b>	Family: Siganidae	Squirrelfishes (unspecified)/Sisi'ok/Chá'lak/ Sagsag/Hara/Sara/Gútch/Leet Rabbitfishes (unspecified)/Hiteng/Hitting/ Hiting (juv.)/Há'tang (adult)/ Mañâhak/Menahac/ Sesyon/Sesjun/Umwulé/Lleah/Penuwa/Palawa	9	\$25	\$2.75
				138	\$472	\$3.41

FISHERY GROUP	Subgroup	Scientific Name	Local common name(s)	Lb Sold	Estimated Value	Price/Lb
	<b>Other Reef &amp; Inshore Fishes</b>	Various families	Reef fishes (unspecified)	2,917	\$7,349	\$2.52
<b>MISCELLANEOUS TAXA</b>	<b>Taxa/Habitat Unknown</b>	Unknown	Miscellaneous (unspecified)	123	\$329	\$2.67
<b>INVERTEBRATES</b>	<b>Unknown</b>	Multiple phyla	Invertebrates (unspecified)	531	\$3,441	\$6.48
	<b>Mollusks</b>	<i>Octopus spp.</i>	Octopus/Gamson	69	\$208	\$3.00
<b>TOTAL</b>				<b>33,680</b>	<b>\$76,960</b>	<b>\$2.29</b>

Table B 7. CNMI June 2013 Estimated Commercial Landings

FISHERY GROUP	Subgroup	Scientific Name	Local common name(s)	Lb Sold	Estimated Value	Price/Lb	
PELAGIC FISHES	Tunas	<i>Katsuwonus pelamis</i>	Skipjack tuna/Bunita/Bonito/Bonita/ Angaraap/Hangaraap	17,056	\$32,891	\$1.93	
		<i>Thunnus albacares</i>	Yellowfin tuna/Kacho/Taguw/Tag-hu tangir/ Taguar peras/Manguro/O'maguro	1,495	\$3,595	\$2.40	
	Other Scombrids	<i>Acanthocybium solandri</i>	Wahoo/Toson	84	\$152	\$1.82	
		<i>Gymnosarda unicolor</i>	Dogtooth tuna/Owel/Ayúl	524	\$1,215	\$2.32	
	Billfishes	<i>Makaira mazara</i>	Blue marlin/Bátto/Guihan laggak/ Tagalaar/Taghalaar	555	\$1,388	\$2.50	
	Other Pelagics	<i>Coryphaena hippurus, C. equiselis</i>	Mahimahi/Botague/Dorado/Dorito	664	\$1,614	\$2.43	
	BOTTOMFISHES	Snappers	<i>Elagatis bipinnulata</i>	Rainbow runner/Buri/Achachon (small)/ Achenchon (lg)/Hallehe/Liyaw malúgh	143	\$344	\$2.41
<i>Aphareus furca</i>			Smalltooth jobfish/Maraap	324	\$1,074	\$3.32	
<i>Aprion virescens</i>			Jobfish/Uku/Gogunafon/ Gâsgasnafom/Aiwe/Halwe	77	\$178	\$2.32	
<i>Etelis carbunculus</i>			Ehu/Red snapper/Buninas agaga/ Tiginippug/Falaghal maróóbw	106	\$425	\$4.00	
<i>Etelis coruscans</i>			Onaga/Red snapper/Buninas/ Karkar/Taighúlúpegh	1,152	\$5,346	\$4.64	
<i>Pristipomoides auricilla</i>			Kalikali/Yellowtail/Buninas/ Kakkar/Falaghal-maróóbw	57	\$94	\$1.65	
<i>Pristipomoides filamentosus</i>			Opakapaka/Pink snapper/Buninas/ Falaghal-maróóbw	30	\$87	\$2.90	
<i>Pristipomoides zonatus</i>			Gindai/Flower snapper/Buninas rayao amaríyu/ Tiginippug/Falaghal-maróóbw	373	\$1,455	\$3.90	
Groupers			Family: Serranidae	Groupers (unspecified)/Gádao	6	\$1	\$0.10

FISHERY GROUP	Subgroup	Scientific Name	Local common name(s)	Lb Sold	Estimated Value	Price/Lb
	<b>Emperors</b>	Family: Lethrinidae	Emperors (unspecified) Mafuti/Mafute/Lililok/Liliok/Uluul/Weyaw	369	\$923	\$2.50
	<b>Jacks &amp; Trevallies</b>	Family: Carangidae	Jacks (unspecified)/Tarakiton/Tarakitu/ Tarakiton/Seresch/Tchep/Opw/Oppw/Scheep/ l'e'e/l'e' (juv).. <i>Many other size-based names.</i>	88	\$251	\$2.87
	<b>Other Carangids</b>	<i>Seriola dumerili</i>	Greater amberjack/Tarakiton tadong/ Bwehya/Meseyúgh/Meseyug	24	\$87	\$3.63
	<b>Mixed fishes (unspecified)</b>	Fam: Carangidae, Lutjanidae, Lethrinidae & Serranidae	Bigeye scad/Atulai (sm)/Haiting (lg)/Peti/Patu	448	\$1,151	\$2.57
	<b>Mixed fishes (unspecified)</b>		Bottomfishes (unspecified)	67	\$197	\$2.95
<b>REEF &amp; INSHORE FISHES</b>	<b>Parrotfishes</b>	Family: Scaridae	Parrotfishes (unspecified) Palakse'/Lågguá/lgan-wosch/Yóór/Yáár	878	\$2,656	\$3.02
	<b>Tangs, Surgeons, &amp; Unicornfishes</b>	Family: Acanthuridae	Surgeonfishes/tangs (unspecified) Tataga/Hangon/Kichu/Amoktan/Hiyok/ Hugupao/Filáng/Filááng/lga/lgai	29	\$58	\$2.00
		<i>Naso spp.</i>	Unicornfishes (unspecified)/Tataga (lg)/ Guása (sm)/Bwula/Bwuláálay/Libwoot merha/ lgh-Falafal	18	\$46	\$2.50
	<b>Goatfishes</b>	Family: Mullidae	Goatfishes (unspecified)/ Salmoneti/Satmonetiyu Satmoneti/Samoneti/Ti'ao/Uwey/Fanisi/Reewin <i>Names also relate to size classes.</i>	95	\$238	\$2.50
	<b>Rabbitfishes</b>	Family: Siganidae	Rabbitfishes (unspecified)/Hiteng/Hitting/ Hiting (juv.)/Há'tang (adult)/ Mañáhak/Menahac/	372	\$1,119	\$3.01
	<b>Other Reef &amp; Inshore Fishes</b>	Various families	Reef fishes (unspecified)	3,260	\$8,213	\$2.52

FISHERY GROUP	Subgroup	Scientific Name	Local common name(s)	Lb Sold	Estimated Value	Price/Lb
MISCELLANEOUS TAXA	Taxa/Habitat Unknown	Unknown	Miscellaneous (unspecified)	111	\$305	\$2.75
INVERTEBRATES	Unknown	Multiple phyla	Invertebrates (unspecified)	39	\$224	\$5.72
	Mollusks	<i>Octopus spp.</i>	Octopus/Gamson	43	\$111	\$2.61
<b>TOTAL</b>				<b>28,487</b>	<b>\$65,438</b>	<b>\$2.30</b>

Table B 8. CNMI July 2013 Estimated Commercial Landings

FISHERY GROUP	Subgroup	Scientific Name	Local common name(s)	Lb Sold	Estimated Value	Price/Lb	
PELAGIC FISHES	Tunas	<i>Euthynnus affinis</i>	Kawakawa/Saba/Asilay/Hailuway	47	\$94	\$2.00	
		<i>Katsuwonus pelamis</i>	Skipjack tuna/Bunita/Bonito/Bonita/ Angaraap/Hangaraap	7,506	\$15,749	\$2.10	
		<i>Thunnus albacares</i>	Yellowfin tuna/Kacho/Taguw/Tag-hu tangir/ Taguw peras/Manguro/O'maguro	1,168	\$2,719	\$2.33	
	Other Scombrids	<i>Acanthocybium solandri</i>	Wahoo/Toson	82	\$163	\$2.00	
		<i>Gymnosarda unicolor</i>	Dogtooth tuna/Owel/Ayúl	145	\$332	\$2.30	
	Billfishes	<i>Makaira mazara</i>	Blue marlin/Bátto'/Guihan laggak/ Tagalaar/Taghalaar	169	\$423	\$2.50	
	Other Pelagics	<i>Elagatis bipinnulata</i>	Rainbow runner/Buri/Achachon (small)/ Achenchon (lg)/Hallehe/Liyaw malúgh	83	\$186	\$2.24	
	BOTTOMFISHES	Snappers	<i>Aphareus furca</i>	Smalltooth jobfish/Maraap	54	\$202	\$3.75
			<i>Etelis carbunculus</i>	Ehu/Red snapper/Buninas agaga/ Tiginippug/Falaghal maróóbw	52	\$209	\$4.00
			<i>Etelis coruscans</i>	Onaga/Red snapper/Buninas/ Karkar/Taighúlúpegh	135	\$683	\$5.04
<i>Pristipomoides auricilla</i>			Kalikali/Yellowtail/Buninas/ Kakkar/Falaghal-maróóbw	82	\$226	\$2.75	
<i>Pristipomoides filamentosus</i>			Opakapaka/Pink snapper/Buninas/ Falaghal-maróóbw	23	\$69	\$3.00	
<i>Pristipomoides zonatus</i>			Gindai/Flower snapper/Buninas rayao amariyu/ Tiginippug/Falaghal-maróóbw	28	\$114	\$4.00	
Jacks & Trevallies			<i>Seriola dumerili</i>	Greater amberjack/Tarakiton tadong/ Bwehya/Meseyúgh/Meseyug	28	\$69	\$2.50

	<b>Mixed fishes (unspecified)</b>	Fam: Carangidae, Lutjanidae, Lethrinidae & Serranidae	Bottomfishes (unspecified)	21	\$73	\$3.50
<b>REEF &amp; INSHORE FISHES</b>	<b>Other Reef &amp; Inshore Fishes</b>	Various families	Reef fishes (unspecified)	3,287	\$8,217	\$2.50
<b>INVERTEBRATES</b>	<b>Unknown</b>	Multiple phyla	Invertebrates (unspecified)	785	\$5,445	\$6.94
<b>TOTAL</b>				<b>13,695</b>	<b>\$34,973</b>	<b>\$2.55</b>

Table B 9. CNMI August 2013 Estimated Commercial Landings

FISHERY GROUP	Subgroup	Scientific Name	Local common name(s)	Lb Sold	Estimated Value	Price/Lb	
PELAGIC FISHES	Tunas	<i>Euthynnus affinis</i>	Kawakawa/Saba/Asilay/Hailuway	60	\$120	\$2.00	
		<i>Katsuwonus pelamis</i>	Skipjack tuna/Bunita/Bonito/Bonita/ Angaraap/Hangaraap	8,529	\$17,474	\$2.05	
		<i>Thunnus albacares</i>	Yellowfin tuna/Kacho/Taguw/Tag-hu tangir/ Taguw peras/Manguro/O'maguro	5,065	\$10,271	\$2.03	
	Other Scombrids	<i>Acanthocybium solandri</i>	Wahoo/Toson	18	\$49	\$2.75	
		<i>Gymnosarda unicolor</i>	Dogtooth tuna/Owel/Ayúl	612	\$1,539	\$2.51	
	Billfishes	<i>Makaira mazara</i>	Blue marlin/Bátto'/Guihan laggak/ Tagalaar/Taghalaar	140	\$350	\$2.50	
	Other Pelagics	<i>Elagatis bipinnulata</i>	Rainbow runner/Buri/Achachon (small)/ Achenchon (lg)/Hallehe/Liyaw malúgh	127	\$298	\$2.35	
		Unknown	Pelagic fishes (unspecified)	54	\$188	\$3.50	
	BOTTOMFISHES	Snappers	<i>Aphareus furca</i>	Smalltooth jobfish/Maraap	86	\$345	\$4.00
			<i>Aprion virescens</i>	Jobfish/Uku/Gogunafon/ Gâsgasnafom/Aiwe/Halwe	292	\$585	\$2.00
<i>Etelis coruscans</i>			Onaga/Red snapper/Buninas/ Karkar/Taighúlúpegh	1,137	\$6,277	\$5.52	
<i>Pristipomoides filamentosus</i>			Opakapaka/Pink snapper/Buninas/ Falaghal-maróóbw	25	\$68	\$2.75	
Emperors		Family: Lethrinidae	Emperors (unspecified) Mafuti/Mafute'/Lililok/Liliok/Uluul/Weyaw	225	\$562	\$2.50	
Jacks & Trevallies		Family: Carangidae	Jacks (unspecified)/Tarakitun/Tarakitu/ Tarakiton/Seresch/Tchep/Opw/Oppw/Scheep/ l'e'l'e' (juv).. <i>Many other size-based names.</i>	88	\$194	\$2.21	
Other Carangids		<i>Selar crumenophthalmus</i>	Bigeye scad/Atulai (sm)/Haiting (lg)/Peti/Patu	785	\$1,635	\$2.08	



FISHERY GROUP	Subgroup	Scientific Name	Local common name(s)	Lb Sold	Estimated Value	Price/Lb
	<b>Mixed fishes (unspecified)</b>	Fam: Carangidae, Lutjanidae, Lethrinidae & Serranidae	Bottomfishes (unspecified)	74	\$185	\$2.50
<b>REEF &amp; INSHORE FISHES</b>	<b>Parrotfishes</b>	Family: Scaridae	Parrotfishes (unspecified) Palakse'/Lággua/lgan-wosch/Yóór/Yáár Rabbitfishes (unspecified)/Hiteng/Hitting/ Hiting (juv.)/Há'tang (adult)/ Mañáhak/Menahac/	192	\$589	\$3.06
	<b>Rabbitfishes</b>	Family: Siganidae	Sesyon/Sesjun/Umwulé/Lleah/Penuwa/Palawa	151	\$452	\$3.00
	<b>Other Reef &amp; Inshore Fishes</b>	Various families	Reef fishes (unspecified)	2,972	\$7,412	\$2.49
<b>MISCELLANEOUS TAXA</b>	<b>Taxa/Habitat Unknown</b>	Unknown	Miscellaneous (unspecified)	340	\$850	\$2.50
<b>INVERTEBRATES</b>	<b>Unknown</b>	Multiple phyla	Invertebrates (unspecified)	951	\$7,072	\$7.44
	<b>Mollusks</b>	<i>Octopus spp.</i>	Octopus/Gamson	22	\$85	\$3.93
<b>TOTAL</b>				<b>21,945</b>	<b>\$56,600</b>	<b>2.58</b>

Table B 10. CNMI September 2013 Estimated Commercial Landings

FISHERY GROUP	Subgroup	Scientific Name	Local common name(s)	Lb Sold	Estimated Value	Price/Lb	
PELAGIC FISHES	Tunas	<i>Euthynnus affinis</i>	Kawakawa/Saba/Asilay/Hailuway	86	\$172	\$2.00	
		<i>Katsuwonus pelamis</i>	Skipjack tuna/Bunita/Bonito/Bonita/ Angaraap/Hangaraap	4,999	\$11,694	\$2.34	
		<i>Thunnus albacares</i>	Yellowfin tuna/Kacho/Taguw/Tag-hu tangir/ Taguw peras/Manguro/O'maguro	3,118	\$6,395	\$2.05	
	Other Scombrids	<i>Acanthocybium solandri</i>	Wahoo/Toson	34	\$76	\$2.25	
		<i>Gymnosarda unicolor</i>	Dogtooth tuna/Owel/Ayúl	16	\$40	\$2.50	
	Billfishes	<i>Makaira mazara</i>	Blue marlin/Bátto'/Guihan laggak/ Tagalaar/Taghalaar	129	\$258	\$2.00	
	Other Pelagics	<i>Coryphaena hippurus</i> , <i>C. equiselis</i>	Mahimahi/Botague/Dorado/Dorito	51	\$148	\$2.91	
		<i>Elagatis bipinnulata</i>	Rainbow runner/Buri/Achachon (small)/ Achenchon (lg)/Hallehe/Liyaw malúgh	111	\$305	\$2.75	
	BOTTOMFISHES	Snappers	<i>Aphareus furca</i>	Smalltooth jobfish/Maraap	34	\$127	\$3.75
			<i>Etelis coruscans</i>	Onaga/Red snapper/Buninas/ Karkar/Taighúlúpegh	875	\$4,815	\$5.50
Groupers		<i>Pristipomoides filamentosus</i>	Opakapaka/Pink snapper/Buninas/ Falaghal-maróobw	3	\$10	\$3.25	
		Family: Serranidae	Groupers (unspecified)/Gádao	163	\$815	\$5.00	
		Jacks & Trevallies	<i>Seriola dumerili</i>	Greater amberjack/Tarakiton tadong/ Bwehya/Meseyúgh/Meseyug	62	\$154	\$2.50
Other Carangids		<i>Selar crumenophthalmus</i>	Bigeye scad/Atulai (sm)/Haiting (lg)/Peti/Patu	284	\$588	\$2.07	
REEF & INSHORE FISHES	Parrotfishes	Family: Scaridae	Parrotfishes (unspecified) Palakse'/Lággua/lgan-wosch/Yóór/Yáár	1,605	\$5,098	\$3.18	

FISHERY GROUP	Subgroup	Scientific Name	Local common name(s)	Lb Sold	Estimated Value	Price/Lb
INVERTEBRATES	<b>Tangs, Surgeons, &amp; Unicornfishes</b>	Family: Acanthuridae	Surgeonfishes/tangs (unspecified) Tataga/Hangon/Kichu/Amoktan/Hiyok/ Hugupao/Filáng/Filááng/Iga/Igai Rabbitfishes (unspecified)/Hiteng/Hitting/ Hiting (juv.)/Hà'tang (adult)/ Mañahak/Menahac/	38	\$77	\$2.00
	<b>Rabbitfishes</b>	Family: Siganidae	Sesyon/Sesjun/Umwulé/Lleah/Penuwa/Palawa	31	\$92	\$3.00
	<b>Other Reef &amp; Inshore Fishes</b>	Various families	Reef fishes (unspecified)	1,644	\$4,101	\$2.49
	<b>Unknown</b>	Multiple phyla	Invertebrates (unspecified)	985	\$7,228	\$7.33
	<b>Mollusks</b>	<i>Cephalopoda: Coleoidea,</i> <i>Decapodiformes</i>	Squid (unspecified)/Nosnus	30	\$150	\$5.00
<b>TOTAL</b>				<b>14,298</b>	<b>\$42,343</b>	<b>\$2.96</b>

Table B 11. CNMI October 2013 Estimated Commercial Landings

FISHERY GROUP	Subgroup	Scientific Name	Local common name(s)	Lb Sold	Estimated Value	Price/Lb
PELAGIC FISHES	Tunas	<i>Euthynnus affinis</i>	Kawakawa/Saba/Asilay/Hailuway	482	\$1,045	\$2.17
		<i>Katsuwonus pelamis</i>	Skipjack tuna/Bunita/Bonito/Bonita/ Angaraap/Hangaraap	11,181	\$23,607	\$2.11
		<i>Thunnus albacares</i>	Yellowfin tuna/Kacho/Taguw/Tag-hu tangir/ Taguw peras/Manguro/O'maguro	1,933	\$4,065	\$2.10
	Other Scombrids	<i>Acanthocybium solandri</i>	Wahoo/Toson	48	\$140	\$2.89
		<i>Gymnosarda unicolor</i>	Dogtooth tuna/Owel/Ayúl	29	\$73	\$2.50
	Billfishes	<i>Istiophorus platypterus</i>	Sailfish/Guihan layak/Tagalaar/Taghalaar	35	\$88	\$2.50
		<i>Makaira mazara</i>	Blue marlin/Båtto/Guihan laggak/ Tagalaar/Taghalaar	388	\$949	\$2.45
	Other Pelagics	<i>Coryphaena hippurus</i> , <i>C. equiselis</i>	Mahimahi/Botague/Dorado/Dorito	2,657	\$5,314	\$2.00
		<i>Elagatis bipinnulata</i>	Rainbow runner/Buri/Achachon (small)/ Achenchon (lg)/Hallehe/Liyaw malúgh	21	\$56	\$2.71
		Unknown	Pelagic fishes (unspecified)	355	\$711	\$2.00
BOTTOMFISHES	Snappers	<i>Aphareus furca</i>	Smalltooth jobfish/Maraap	83	\$312	\$3.75
		<i>Etelis carbunculus</i>	Ehu/Red snapper/Buninas agaga/ Tiginippug/Falaghal maróóbw	38	\$154	\$4.00
		<i>Etelis coruscans</i>	Onaga/Red snapper/Buninas/ Karkar/Taighúlúpegh	378	\$1,899	\$5.02
	<i>Pristipomoides auricilla</i>	Kalikali/Yellowtail/Buninas/ Kakkar/Falaghal-maróóbw	32	\$89	\$2.75	
	<i>Pristipomoides filamentosus</i>	Opakapaka/Pink snapper/Buninas/ Falaghal-maróóbw	28	\$76	\$2.75	
	Groupers	Family: Serranidae	Groupers (unspecified)/Gádao	246	\$1,278	\$5.19

FISHERY GROUP	Subgroup	Scientific Name	Local common name(s)	Lb Sold	Estimated Value	Price/Lb
	<b>Emperors</b>	Family: Lethrinidae	Emperors (unspecified) Mafuti/Mafute'/Lililok/Liliok/Uluul/Weyaw	175	\$482	\$2.75
	<b>Jacks &amp; Trevallies</b>	<i>Seriola dumerili</i>	Greater amberjack/Tarakiton tadong/ Bwehya/Meseyúgh/Meseyug	77	\$204	\$2.65
	<b>Other Carangids</b>	<i>Selar crumenophthalmus</i>	Bigeye scad/Atulai (sm)/Haiting (lg)/Peti/Patu	1,453	\$3,869	\$2.66
	<b>Mixed fishes (unspecified)</b>	Fam: Carangidae, Lutjanidae, Lethrinidae & Serranidae	Bottomfishes (unspecified)	13	\$34	\$2.50
<b>REEF &amp; INSHORE FISHES</b>	<b>Parrotfishes</b>	Family: Scaridae	Parrotfishes (unspecified) Palakse'/Lággua/Igan-wosch/Yóór/Yáár	189	\$714	\$3.77
	<b>Tangs, Surgeons, &amp; Unicornfishes</b>	Family: Acanthuridae	Surgeonfishes/tangs (unspecified) Tataga/Hangon/Kichu/Amoktan/Hiyok/ Hugupao/Filáng/Filááng/Iga/Igai	15	\$38	\$2.50
		<i>Naso spp.</i>	Unicornfishes (unspecified)/Tataga (lg)/ Guása (sm)/Bwula/Bwuláálay/Libwoot merha/ Igh-Falafal	108	\$319	\$2.96
	<b>Goatfishes</b>	Family: Mullidae	Goatfishes (unspecified)/ Salmoneti/Satmonetiyu Satmoneti/Samoneti/Ti'ao/Uwey/Fanisi/Reewin <i>Names also relate to size classes.</i>	263	\$699	\$2.66
	<b>Squirrel &amp; Soldierfishes</b>	<i>Sargocentron spp.</i> , <i>Neoniphon spp.</i>	Squirrelfishes (unspecified)/Sisi'ok/Châ'lak/ Sagsag/Hara/Sara/Gútch/Leet	69	\$190	\$2.75
	<b>Rabbitfishes</b>	Family: Siganidae	Rabbitfishes (unspecified)/Hiteng/Hitting/ Hiting (juv.)/Hâ'tang (adult)/ Mañâhak/Menahac/ Sesyon/Sesjun/Umwulé/Lleah/Penuwa/Palawa	169	\$626	\$3.70
	<b>Other Reef &amp; Inshore Fishes</b>	Various families	Reef fishes (unspecified)	2,357	\$5,892	\$2.50
<b>MISCELLANEOUS TAXA</b>	<b>Taxa/Habitat Unknown</b>	Unknown	Miscellaneous (unspecified)	8	\$23	\$2.75

<b>FISHERY GROUP</b>	<b>Subgroup</b>	<b>Scientific Name</b>	<b>Local common name(s)</b>	<b>Lb Sold</b>	<b>Estimated Value</b>	<b>Price/Lb</b>
<b>INVERTEBRATES</b>	<b>Unknown</b>	Multiple phyla	Invertebrates (unspecified)	3	\$22	\$6.99
<b>TOTAL</b>				<b>22,833</b>	<b>\$52,968</b>	<b>\$2.32</b>

Table B 12. CNMI November 2013 Estimated Commercial Landings

FISHERY GROUP	Subgroup	Scientific Name	Local common name(s)	Lb Sold	Estimated Value	Price/Lb
PELAGIC FISHES	Tunas	<i>Euthynnus affinis</i>	Kawakawa/Saba/Asilay/Hailuway	142	\$283	\$2.00
		<i>Katsuwonus pelamis</i>	Skipjack tuna/Bunita/Bonito/Bonita/ Angaraap/Hangaraap	24,636	\$49,370	\$2.00
		<i>Thunnus albacares</i>	Yellowfin tuna/Kacho/Taguw/Tag-hu tangir/ Taguw peras/Manguro/O'maguro	2,902	\$6,285	\$2.17
	Other Scombrids	<i>Acanthocybium solandri</i>	Wahoo/Toson	620	\$1,422	\$2.29
		<i>Gymnosarda unicolor</i>	Dogtooth tuna/Owel/Ayúl	63	\$144	\$2.29
	Billfishes	<i>Makaira mazara</i>	Blue marlin/Bátto'/Guihan laggak/ Tagalaar/Taghalaar	268	\$605	\$2.26
	Other Pelagics	<i>Coryphaena hippurus</i> , <i>C. equiselis</i>	Mahimahi/Botague/Dorado/Dorito	4,061	\$8,986	\$2.21
		<i>Elagatis bipinnulata</i>	Rainbow runner/Buri/Achachon (small)/ Achenchon (lg)/Hallehe/Liyaw malúgh	172	\$392	\$2.28
		Unknown	Pelagic fishes (unspecified)	201	\$502	\$2.50
	BOTTOMFISHES	Snappers	<i>Aphareus furca</i>	Smalltooth jobfish/Maraap	46	\$173
<i>Aprion virescens</i>			Jobfish/Uku/Gogunafon/ Gâsgasnafom/Aiwe/Halwe	40	\$140	\$3.50
<i>Etelis carbunculus</i>			Ehu/Red snapper/Buninas agaga/ Tiginippug/Falaghal maróóbw	51	\$200	\$3.94
<i>Etelis coruscans</i>			Onaga/Red snapper/Buninas/ Karkar/Taighúlúpegh	162	\$727	\$4.50
<i>Pristipomoides auricilla</i>			Kalikali/Yellowtail/Buninas/ Kakkar/Falaghal-maróóbw	82	\$213	\$2.59
<i>Pristipomoides filamentosus</i>			Opakapaka/Pink snapper/Buninas/ Falaghal-maróóbw	154	\$425	\$2.75

FISHERY GROUP	Subgroup	Scientific Name	Local common name(s)	Lb Sold	Estimated Value	Price/Lb
			Gindai/Flower snapper/Buninas rayao amariyu/ <i>Pristipomoides zonatus</i>	37	\$148	\$4.00
	<b>Groupers</b>	Family: Serranidae	Tiginippug/Falaghal-maróobw Groupers (unspecified)/Gádao	145	\$398	\$2.75
	<b>Emperors</b>	Family: Lethrinidae	Emperors (unspecified) Mafuti/Mafute'/Lililok/Liliok/Uluul/Weyaw	149	\$410	\$2.75
	<b>Jacks &amp; Trevallies</b>	<i>Seriola dumerili</i>	Greater amberjack/Tarakiton tadong/ Bwehya/Meseyúgh/Meseyug	24	\$66	\$2.75
	<b>Other Carangids</b>	<i>Selar crumenophthalmus</i>	Bigeye scad/Atulai (sm)/Haiting (lg)/Peti/Patu	931	\$2,426	\$2.61
	<b>Mixed fishes (unspecified)</b>	Fam: Carangidae, Lutjanidae, Lethrinidae & Serranidae	Bottomfishes (unspecified)	82	\$215	\$2.61
<b>REEF &amp; INSHORE FISHES</b>	<b>Parrotfishes</b>	Family: Scaridae	Parrotfishes (unspecified) Palakse'/Lággua/Igan-wosch/Yóór/Yáár	388	\$1,321	\$3.41
	<b>Tangs, Surgeons, &amp; Unicornfishes</b>	<i>Naso spp.</i>	Unicornfishes (unspecified)/Tataga (lg)/ Guása (sm)/Bwula/Bwuláálay/Libwoot merha/ Igh-Falafal	100	\$298	\$2.98
	<b>Goatfishes</b>	Family: Mullidae	Goatfishes (unspecified)/ Salmoneti/Satmonetiyu Satmoneti/Samoneti/Ti'ao/Uwey/Fanisi/Reewin <i>Names also relate to size classes.</i>	221	\$590	\$2.67
	<b>Squirrel &amp; Soldierfishes</b>	<i>Sargocentron spp., Neoniphon spp.</i>	Squirrelfishes (unspecified)/Sisi'ok/Châ'lak/ Sagsag/Hara/Sara/Gútch/Leet	76	\$209	\$2.75
	<b>Rabbitfishes</b>	Family: Siganidae	Rabbitfishes (unspecified)/Hiteng/Hitting/ Hiting (juv.)/Hâ'tang (adult)/ Mañâhak/Menahac/ Sesyon/Sesjun/Umwulé/Lleah/Penuwa/Palawa	382	\$1,251	\$3.28
	<b>Other Reef &amp; Inshore Fishes</b>	Various families	Reef fishes (unspecified)	3,614	\$9,035	\$2.50



<b>FISHERY GROUP</b>	<b>Subgroup</b>	<b>Scientific Name</b>	<b>Local common name(s)</b>	<b>Lb Sold</b>	<b>Estimated Value</b>	<b>Price/Lb</b>
<b>MISCELLANEOUS TAXA</b>	<b>Taxa/Habitat</b> <b>Unknown</b>	Unknown	Miscellaneous (unspecified)	36	\$129	\$3.56
<b>INVERTEBRATES</b>	<b>Unknown</b>	Multiple phyla	Invertebrates (unspecified)	74	\$445	\$6.03
	<b>Mollusks</b>	<i>Octopus spp.</i>	Octopus/Gamson	21	\$52	\$2.50
<b>TOTAL</b>				<b>39,880</b>	<b>\$86,860</b>	<b>\$2.18</b>

Table B 13. CNMI December 2013 Estimated Commercial Landings

FISHERY GROUP	Subgroup	Scientific Name	Local common name(s)	Lb Sold	Estimated Value	Price/Lb
PELAGIC FISHES	Tunas	<i>Katsuwonus pelamis</i>	Skipjack tuna/Bunita/Bonito/Bonita/ Angaraap/Hangaraap	10,938	\$22,574	\$2.06
		<i>Thunnus albacares</i>	Yellowfin tuna/Kacho/Taguw/Tag-hu tangir/ Taguw peras/Manguro/O'maguro	2,451	\$4,996	\$2.04
	Other Scombrids	<i>Acanthocybium solandri</i>	Wahoo/Toson	264	\$615	\$2.33
	Billfishes	<i>Makaira mazara</i>	Blue marlin/Båtto'/Guihan laggak/ Tagalaar/Taghalaar	139	\$346	\$2.50
	Other Pelagics	<i>Coryphaena hippurus, C. equiselis</i>	Mahimahi/Botague/Dorado/Dorito	4,946	\$10,479	\$2.12
		<i>Elagatis bipinnulata</i>	Rainbow runner/Buri/Achachon (small)/ Achenchon (lg)/Hallehe/Liyaw malúgh	8	\$15	\$2.00
BOTTOMFISHES	Snappers	<i>Etelis carbunculus</i>	Ehu/Red snapper/Buninas agaga/ Tiginippug/Falaghal maróóbw	32	\$129	\$4.00
		<i>Etelis coruscans</i>	Onaga/Red snapper/Buninas/ Karkar/Taighúlúpegh	199	\$947	\$4.75
		<i>Pristipomoides auricilla</i>	Kalikali/Yellowtail/Buninas/ Kakkar/Falaghal-maróóbw	76	\$209	\$2.75
	Groupers	<i>Pristipomoides filamentosus</i>	Opakapaka/Pink snapper/Buninas/ Falaghal-maróóbw	104	\$303	\$2.92
		Family: Serranidae	Groupers (unspecified)/Gádao	32	\$89	\$2.75
		Emperors Other	Family: Lethrinidae	Emperors (unspecified) Mafuti/Mafute'/Lililok/Liliok/Uluul/Weyaw	112	\$309
	Carangids	<i>Selar crumenophthalmus</i>	Bigeye scad/Atulai (sm)/Haiting (lg)/Peti/Patu	443	\$1,196	\$2.70
	Mixed fishes (unspecified)	Fam: Carangidae, Lutjanidae, Lethrinidae & Serranidae	Bottomfishes (unspecified)	16	\$45	\$2.75

FISHERY GROUP	Subgroup	Scientific Name	Local common name(s)	Lb Sold	Estimated Value	Price/Lb
<b>REEF &amp; INSHORE FISHES</b>	<b>Parrotfishes</b>	Family: Scaridae	Parrotfishes (unspecified) Palakse'/Låggua/Igan-wosch/Yóór/Yáár	402	\$1,387	\$3.45
	<b>Tangs, Surgeons, &amp; Unicornfishes</b>	<i>Naso spp.</i>	Unicornfishes (unspecified)/Tataga (lg)/ Guâsa (sm)/Bwula/Bwuláálay/Libwoot merha/ Igh-Falafal	115	\$344	\$2.98
	<b>Goatfishes</b>	Family: Mullidae	Goatfishes (unspecified)/ Salmoneti/Satmonetiyu Satmoneti/Samoneti/Ti'ao/Uwey/Fanisi/Reewin <i>Names also relate to size classes.</i>	152	\$412	\$2.71
	<b>Squirrelfishes</b>	<i>Sargocentron spp., Neoniphon spp.</i>	Squirrelfishes (unspecified)/Sisi'ok/Châ'lak/ Sagsag/Hara/Sara/Gúтч/Leet	102	\$279	\$2.75
	<b>Rabbitfishes</b>	Family: Siganidae	Rabbitfishes (unspecified)/Hiteng/Hitting/ Hiting (juv.)/Hâ'tang (adult)/ Mañâhak/Menahac/	235	\$794	\$3.38
	<b>Other Reef &amp; Inshore Fishes</b>	Various families	Reef fishes (unspecified)	2,414	\$6,030	\$2.50
<b>MISCELLANEOUS TAXA</b>	<b>Taxa/Habitat Unknown</b>	Unknown	Miscellaneous (unspecified)	5	\$21	\$4.50
<b>INVERTEBRATES</b>	<b>Unknown</b>	Multiple phyla	Invertebrates (unspecified)	111	\$393	\$3.55
<b>TOTAL</b>				<b>23,296</b>	<b>\$51,912</b>	<b>\$2.23</b>

## CNMI Figures

The following are summary figures of the major species and species groups by month:

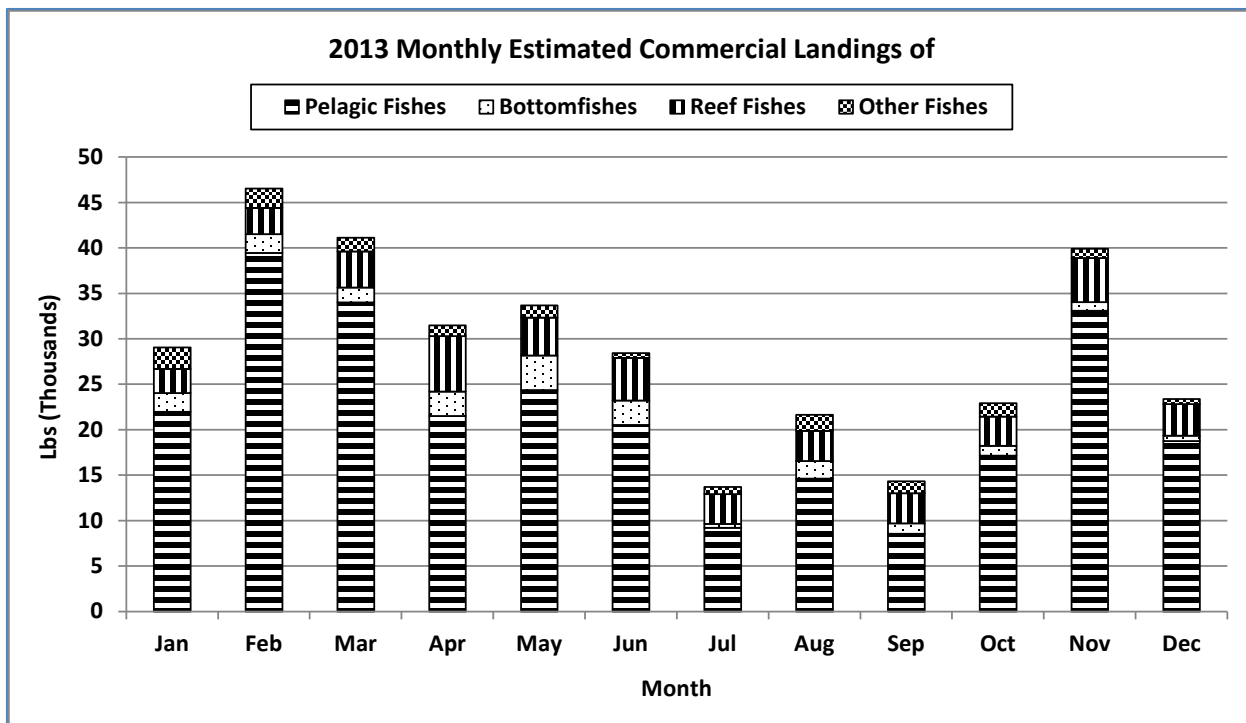


Figure B 1 1. 2013 monthly estimated commercial landings of pelagic fishes, bottomfishes, reef fishes, and other fishes.

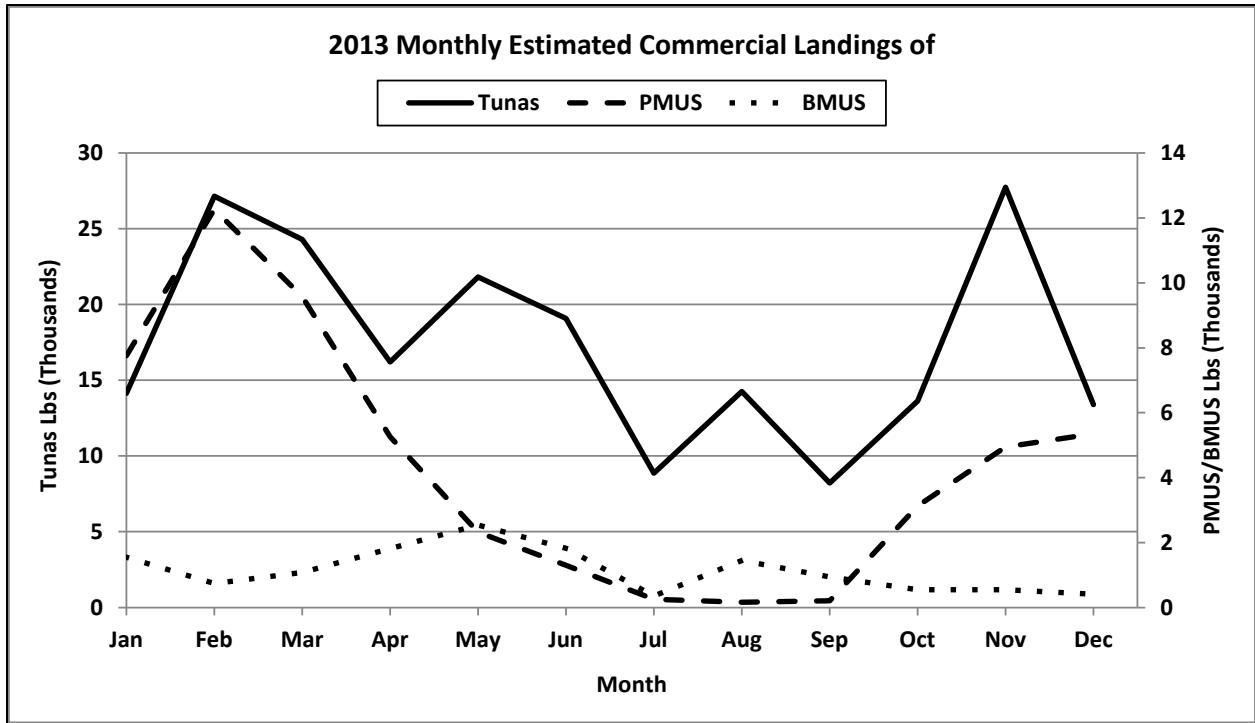


Figure B 1 2. 2013 monthly estimated commercial landings of tunas, PMUS, and BMUS

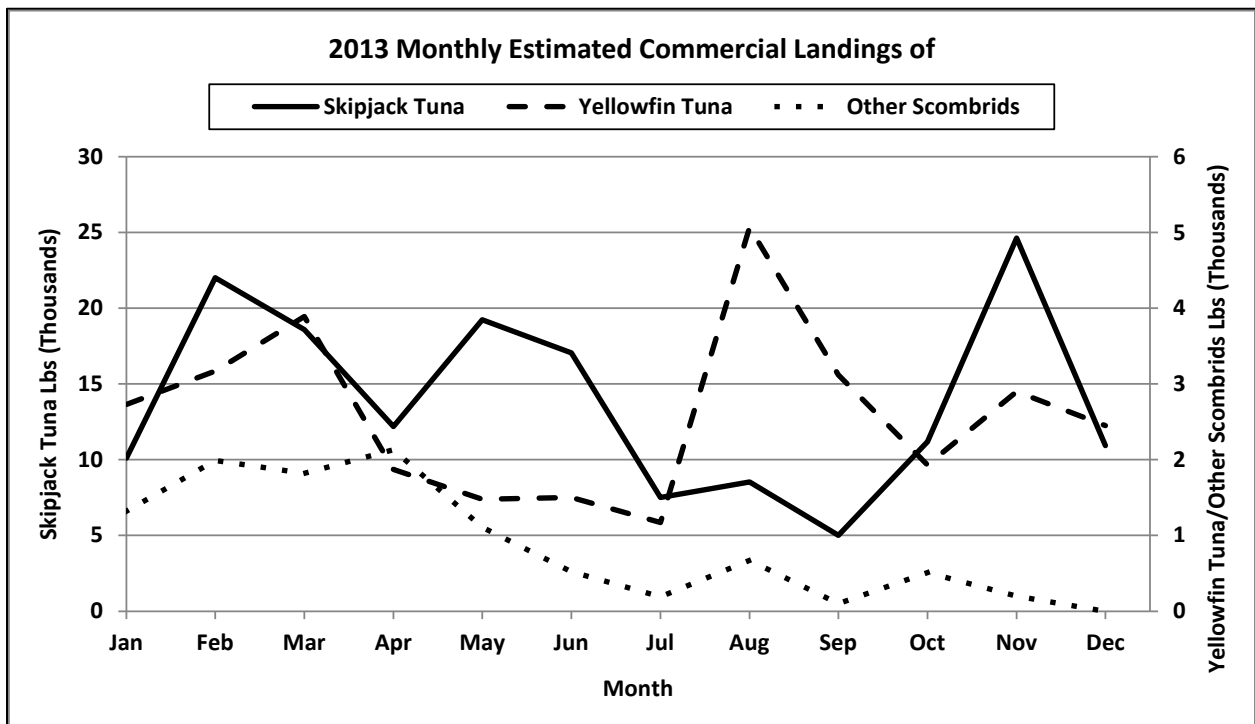


Figure B 1 3. 2013 monthly estimated commercial landings of skipjack tuna, yellowfin tuna, and other scombrids

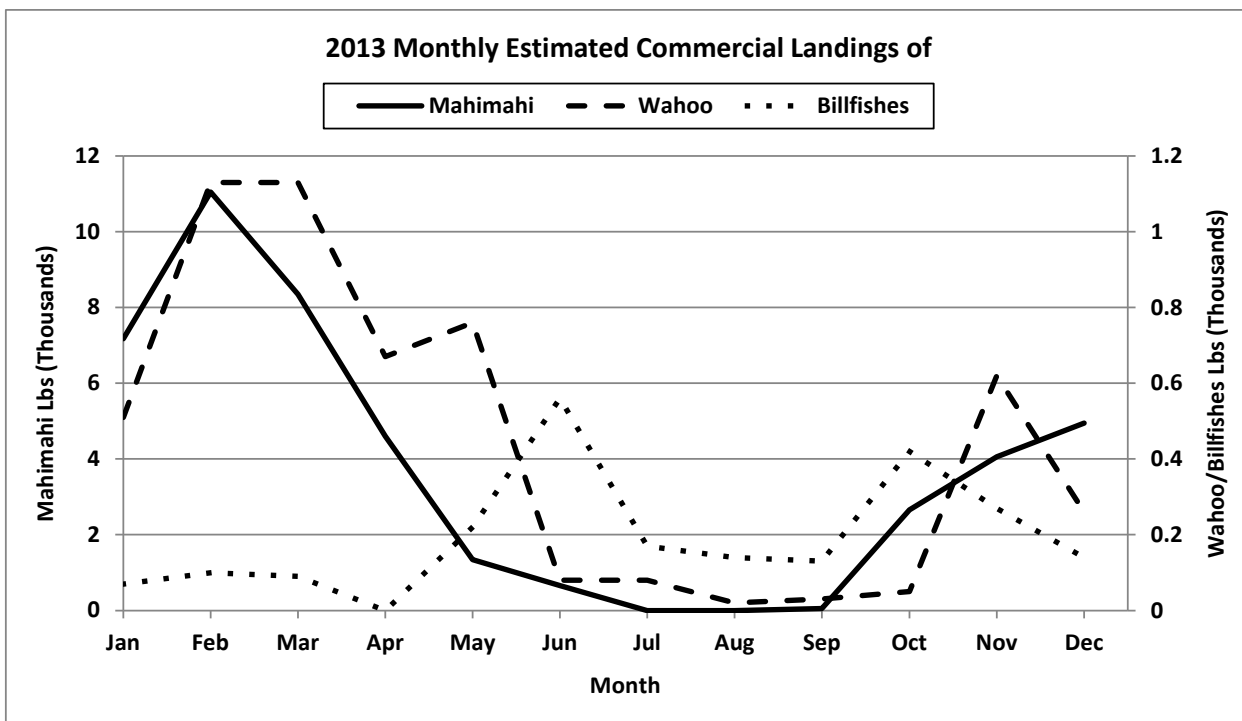


Figure B 1 4. 2013 monthly estimated commercial landings of mahimahi, wahoo, and billfishes

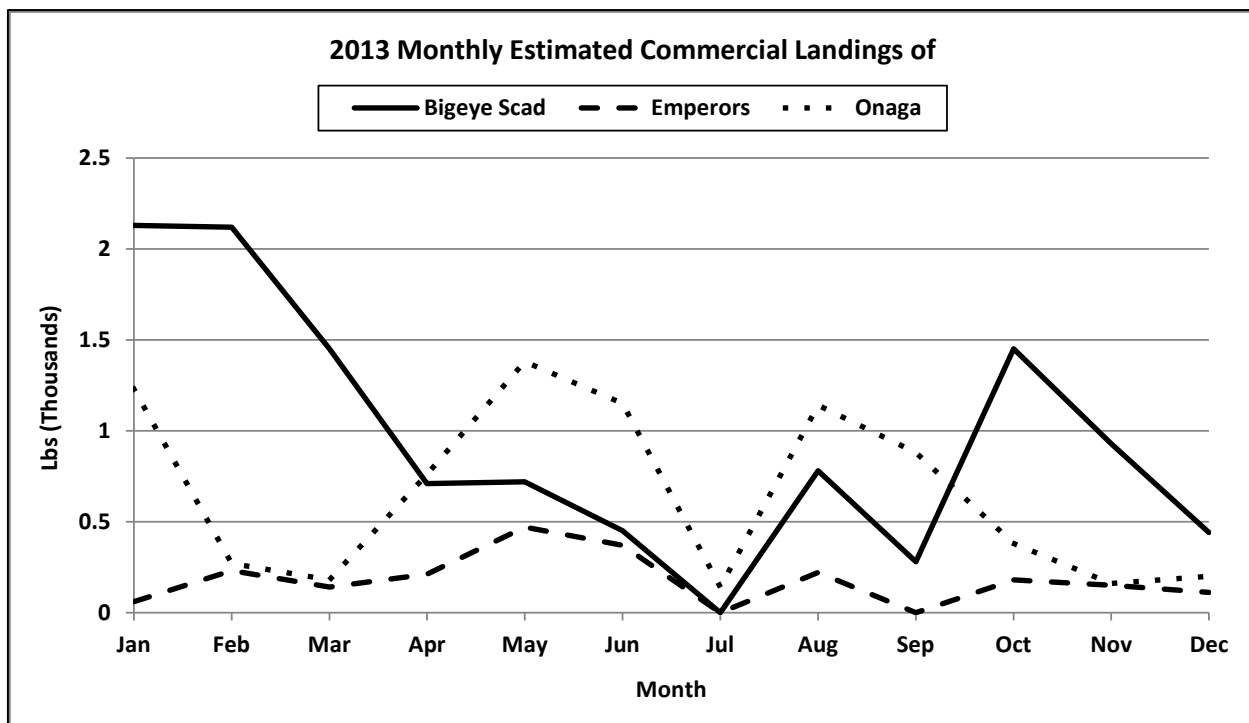


Figure B 1 5. 2013 monthly estimated commercial landings of bigeye scad, emperors, and onaga.

The following are seasonality plots for the major species or species groups, showing the average weight landed during each month for all years combined:

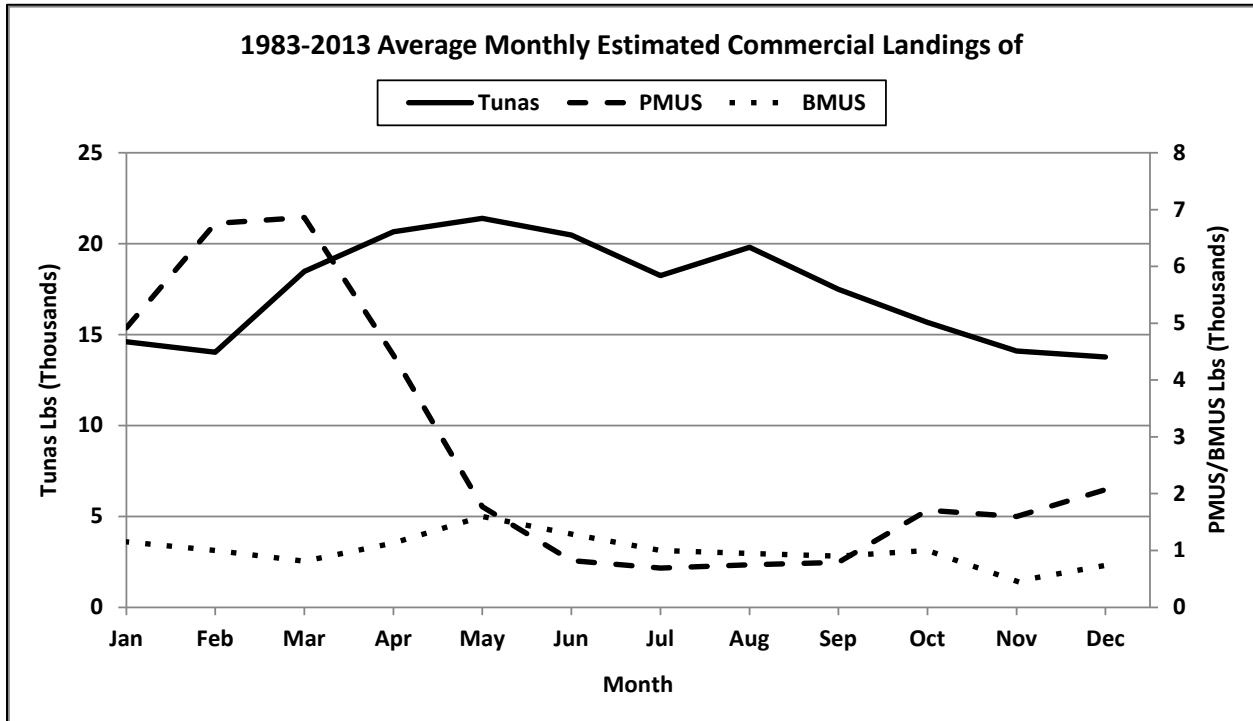


Figure B 2 1. 1983–2013 average monthly estimated commercial landings of tunas, PMUS, and BMUS

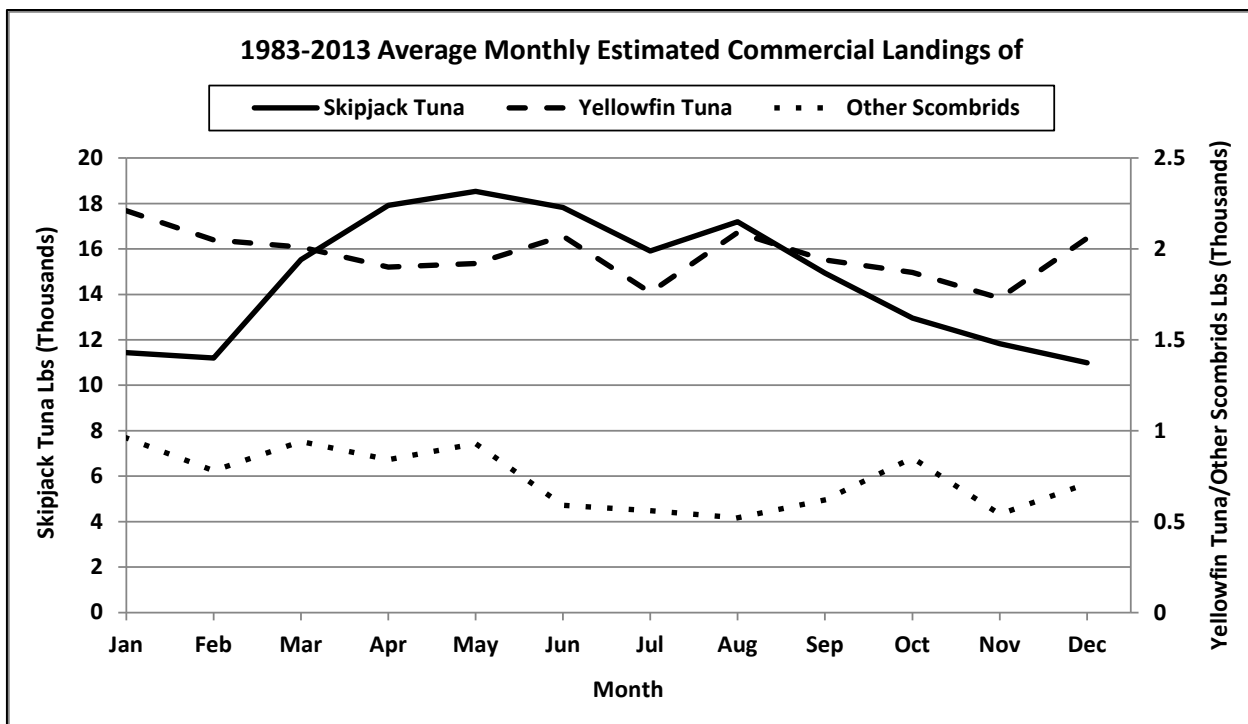


Figure B 2 2. 1983–2013 average monthly estimated commercial landings of skipjack tuna, yellowfin tuna, and other scombrids

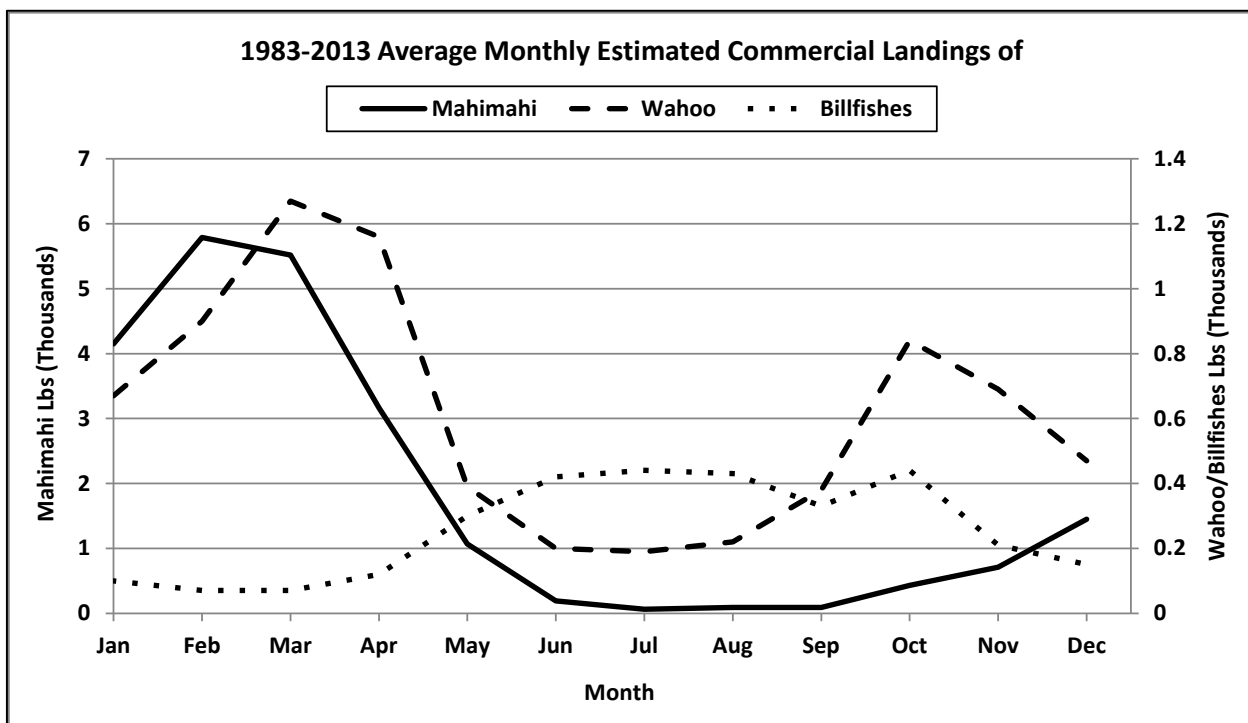


Figure B 2 3. 1983–2013 average monthly estimated commercial landings of mahimahi, wahoo, and billfishes



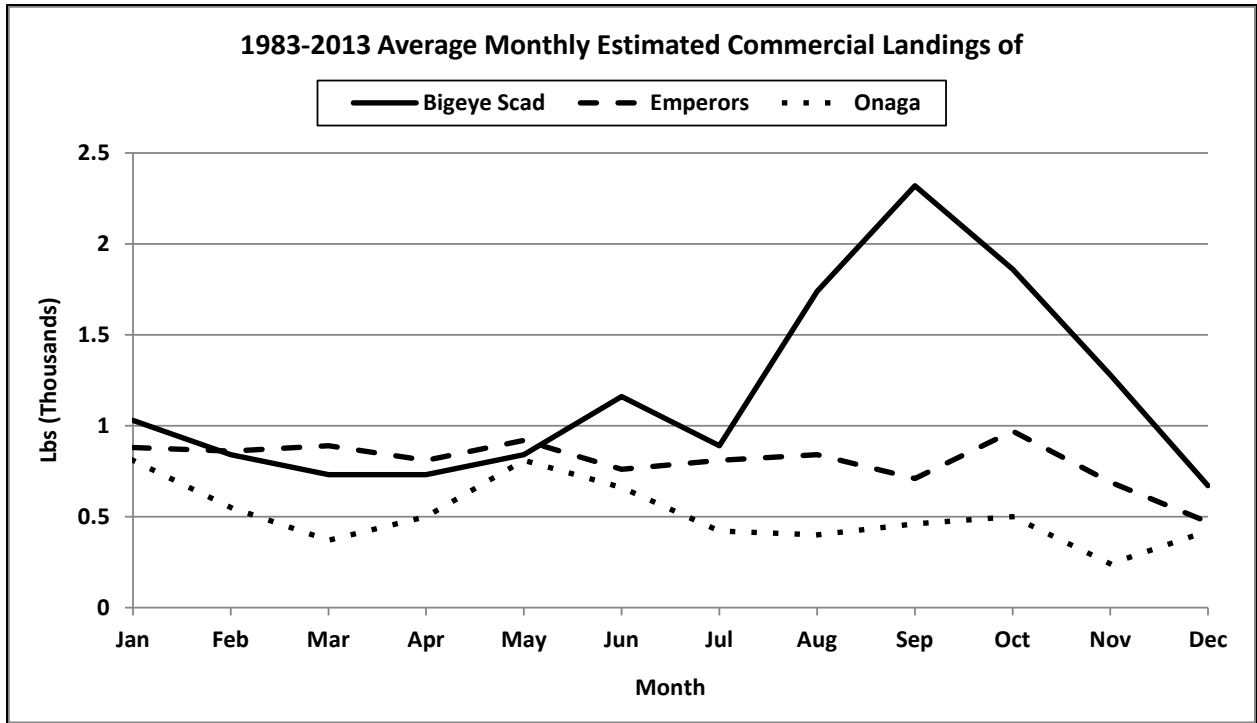


Figure B 2 4. 1983–2013 average monthly estimated commercial landings of bigeye scad, emperors, and onaga

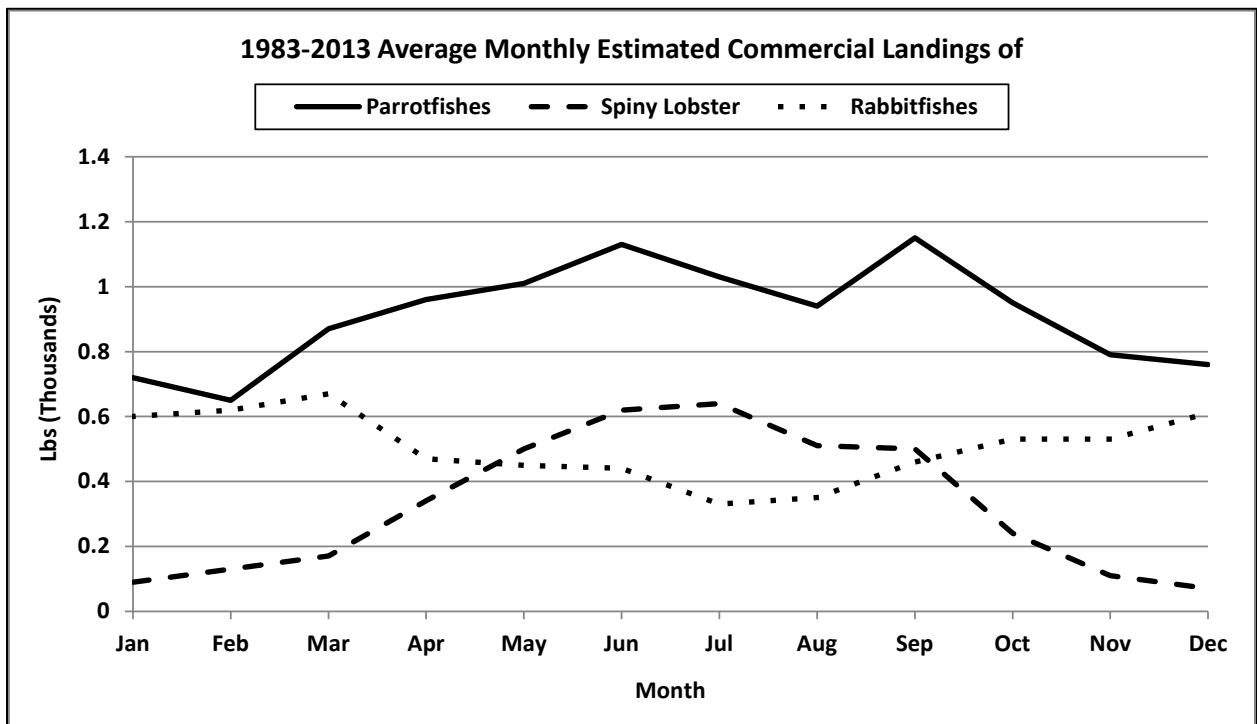


Figure B 2 5. 1983–2013 average monthly estimated commercial landings of parrotfishes, spiny lobster, and rabbitfishes

The following figures plot annual summary statistics to illustrate inter-annual variability:

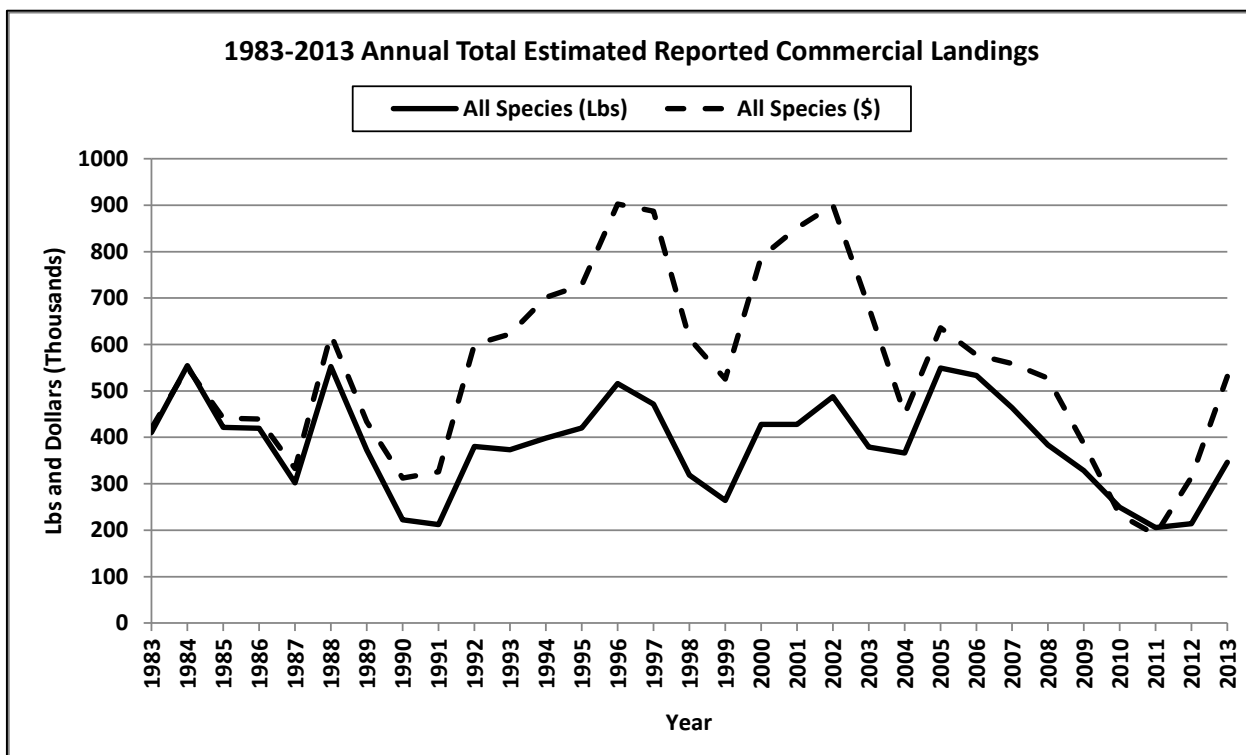


Figure B 3 1. 1983–2013 annual total estimated reported commercial landings of all species in pounds and dollars.

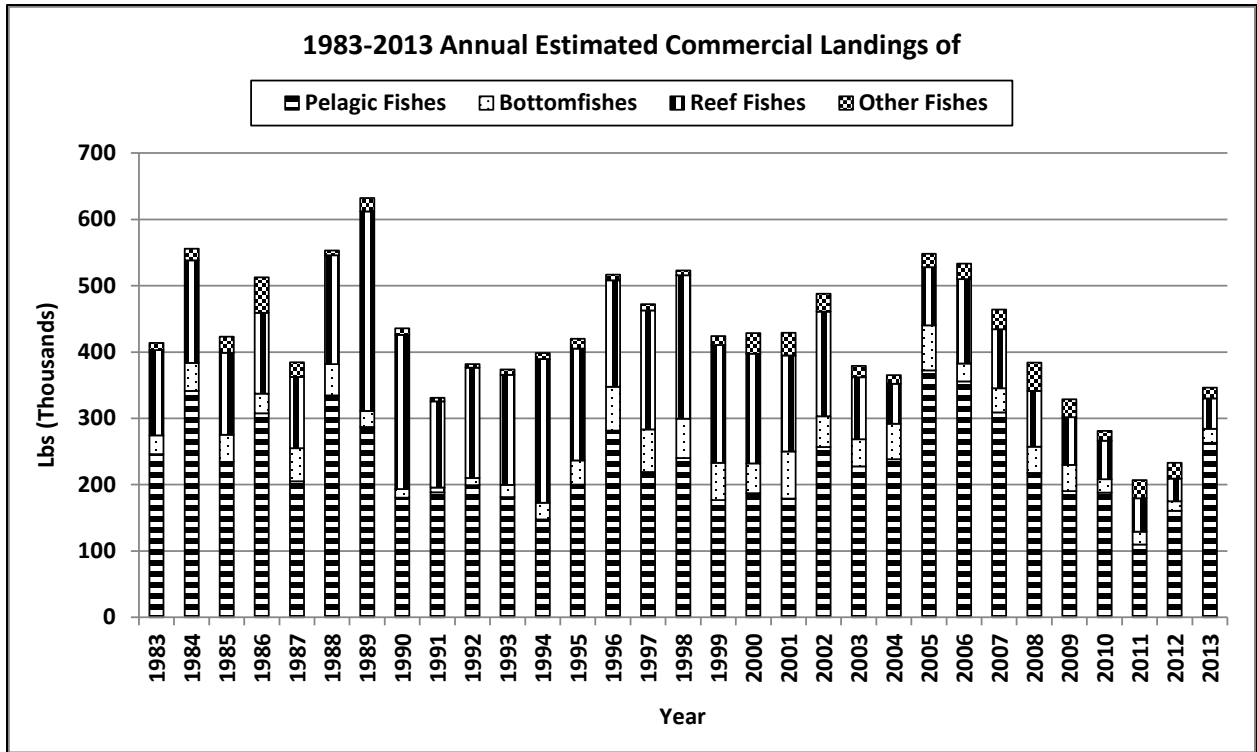


Figure B 3 2. 1983–2013 annual estimated commercial landings of pelagic fishes, bottomfishes, reef fishes, and other fishes

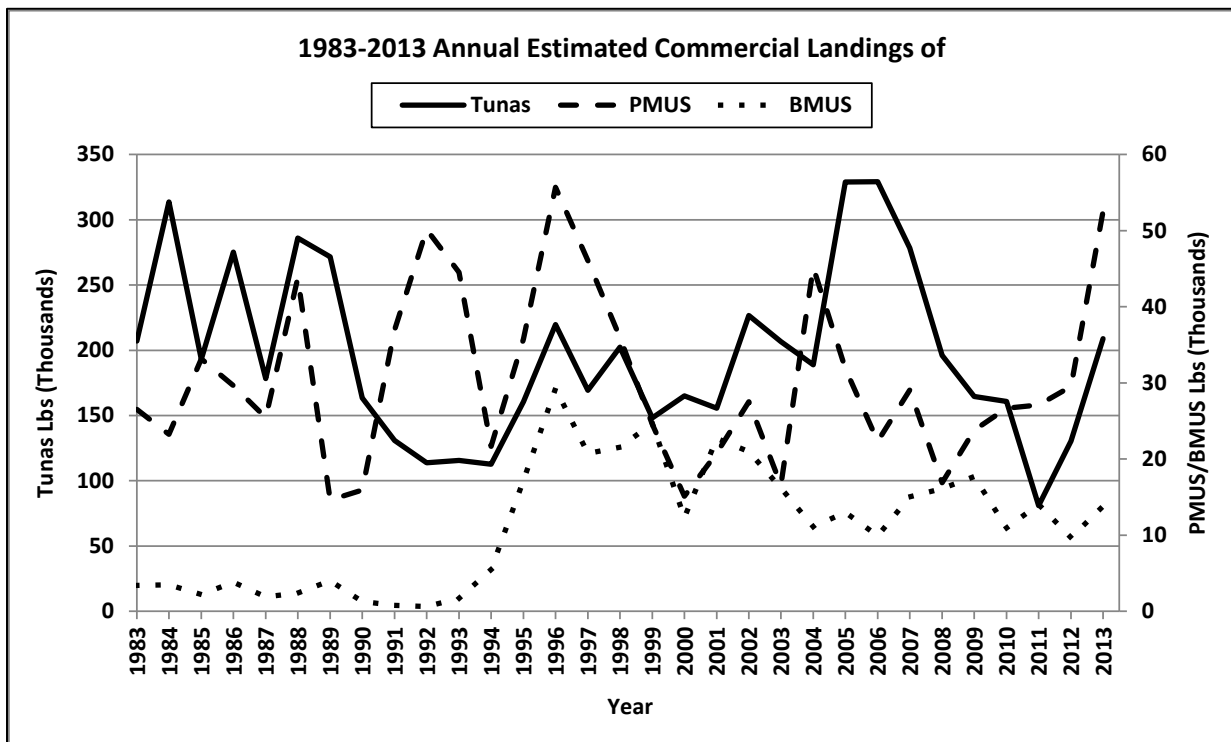


Figure B 3 3. 1983–2013 annual estimated commercial landings of tunas, PMUS, and BMUS

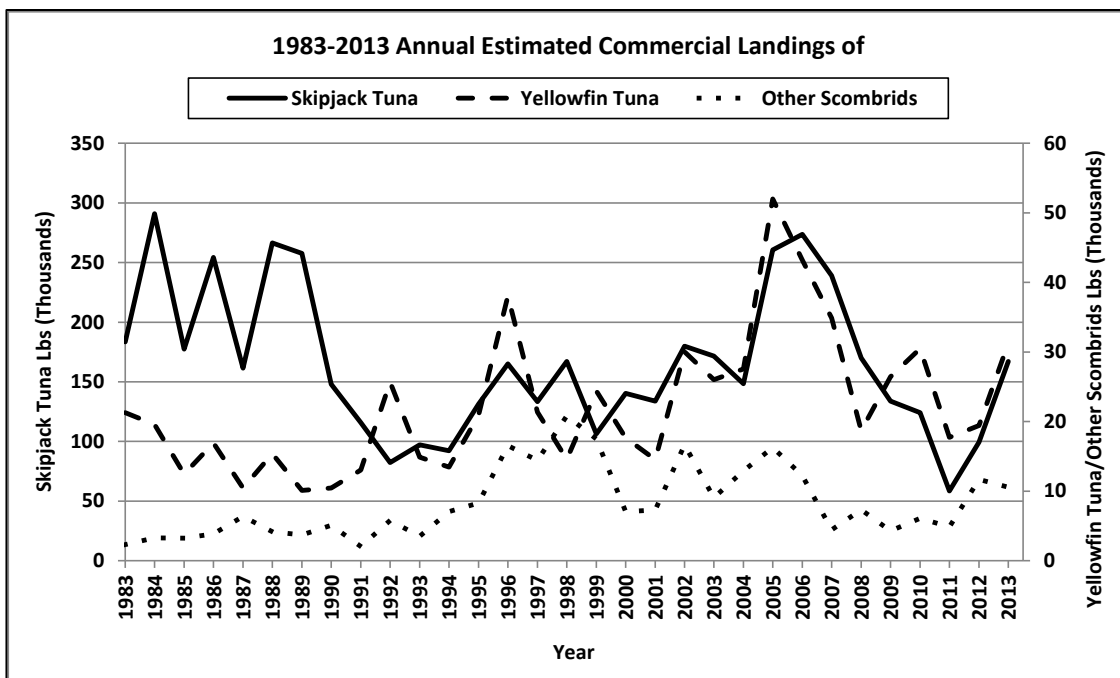


Figure B 3 4. 1983–2013 annual estimated commercial landings of skipjack tuna, yellowfin tuna, and other scombrids

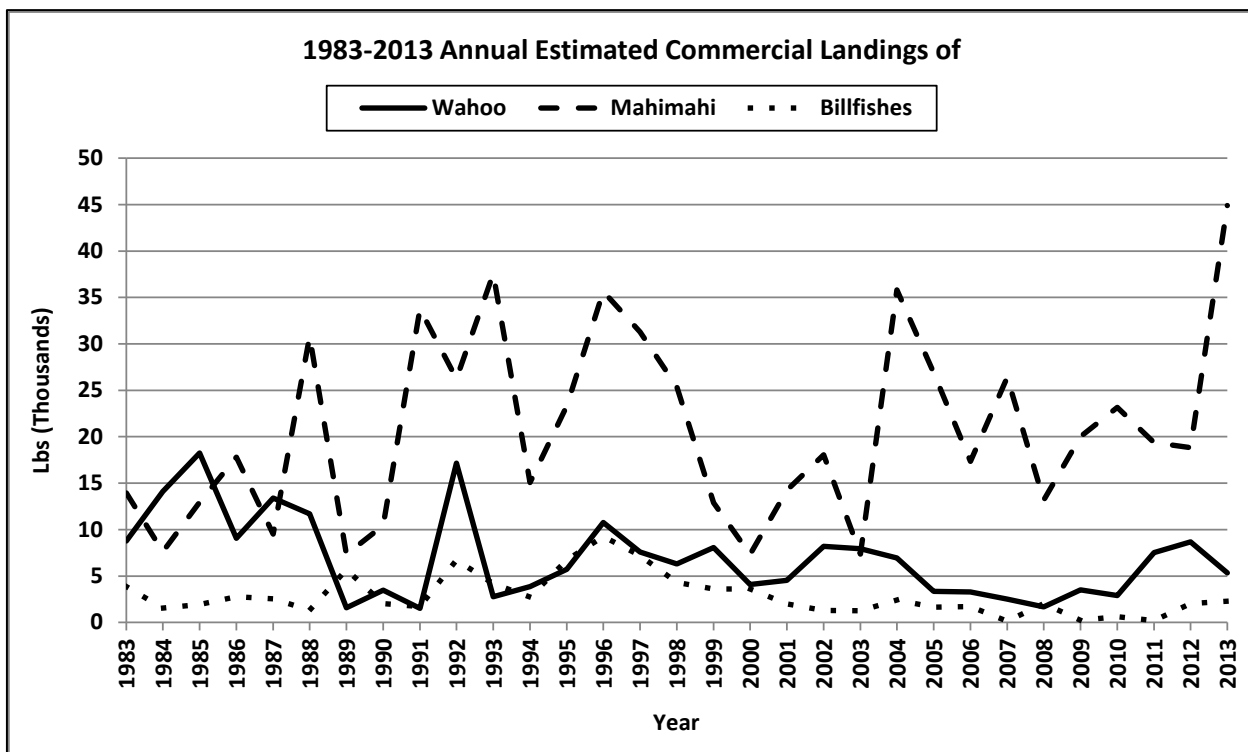


Figure B 3 5. 1983–2013 annual estimated commercial landings of wahoo, mahimahi, and billfishes

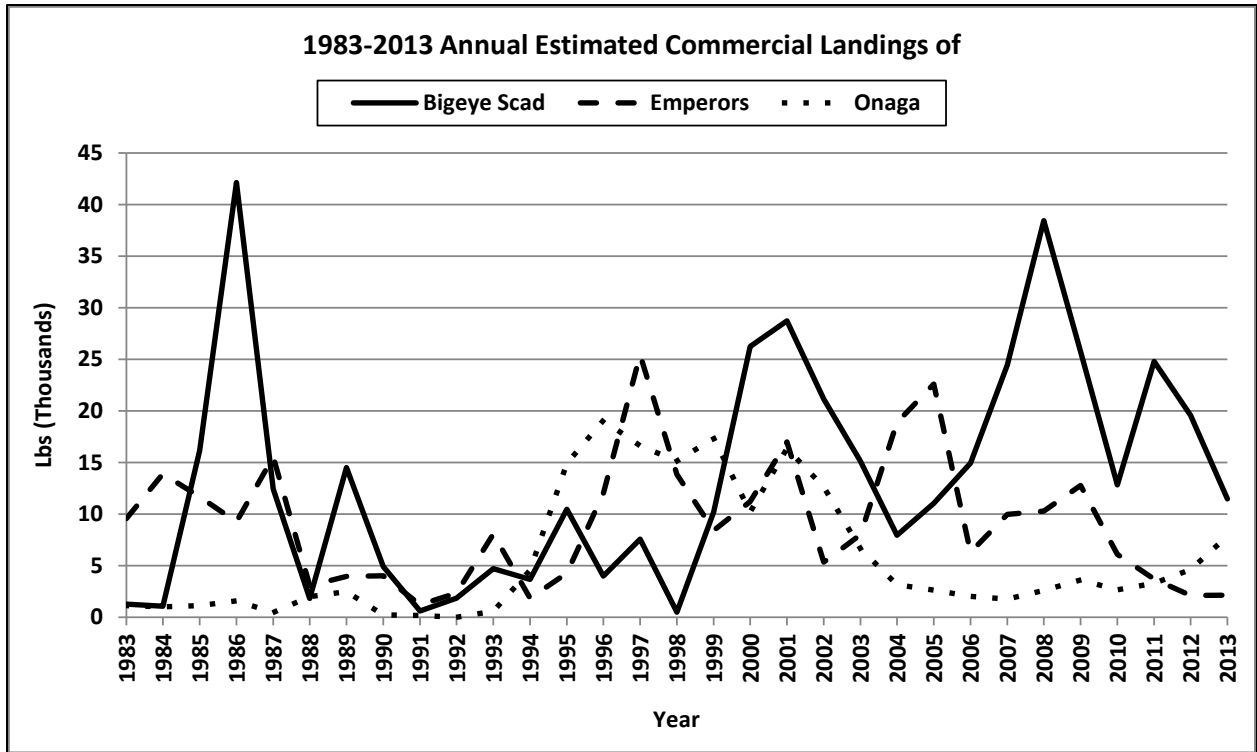


Figure B 3 6. 1983–2013 annual estimated commercial landings of bigeye scad, emperors, and onaga

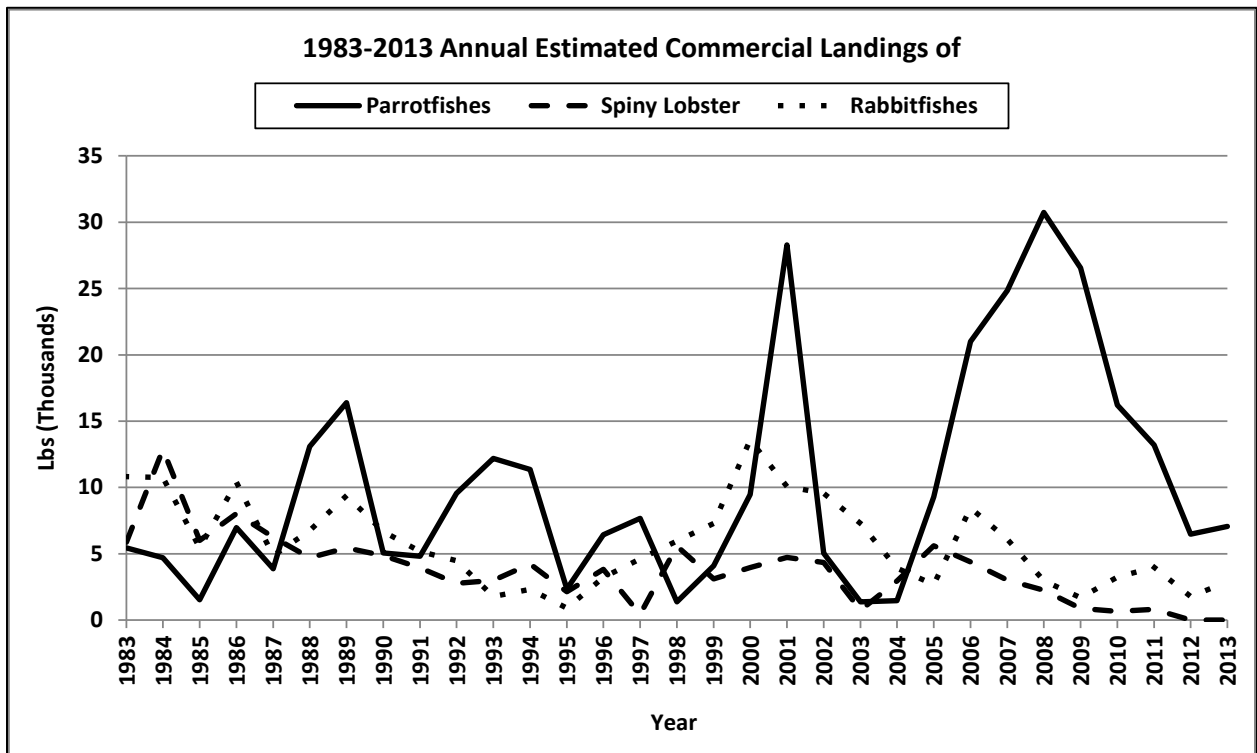


Figure B 3 7. 1983–2013 annual estimated commercial landings of parrotfishes, spiny lobster, and rabbitfishes

The following figures plot the monthly landings of some of the major commercially important species and document monthly fluctuations in landings of these species over the time series:

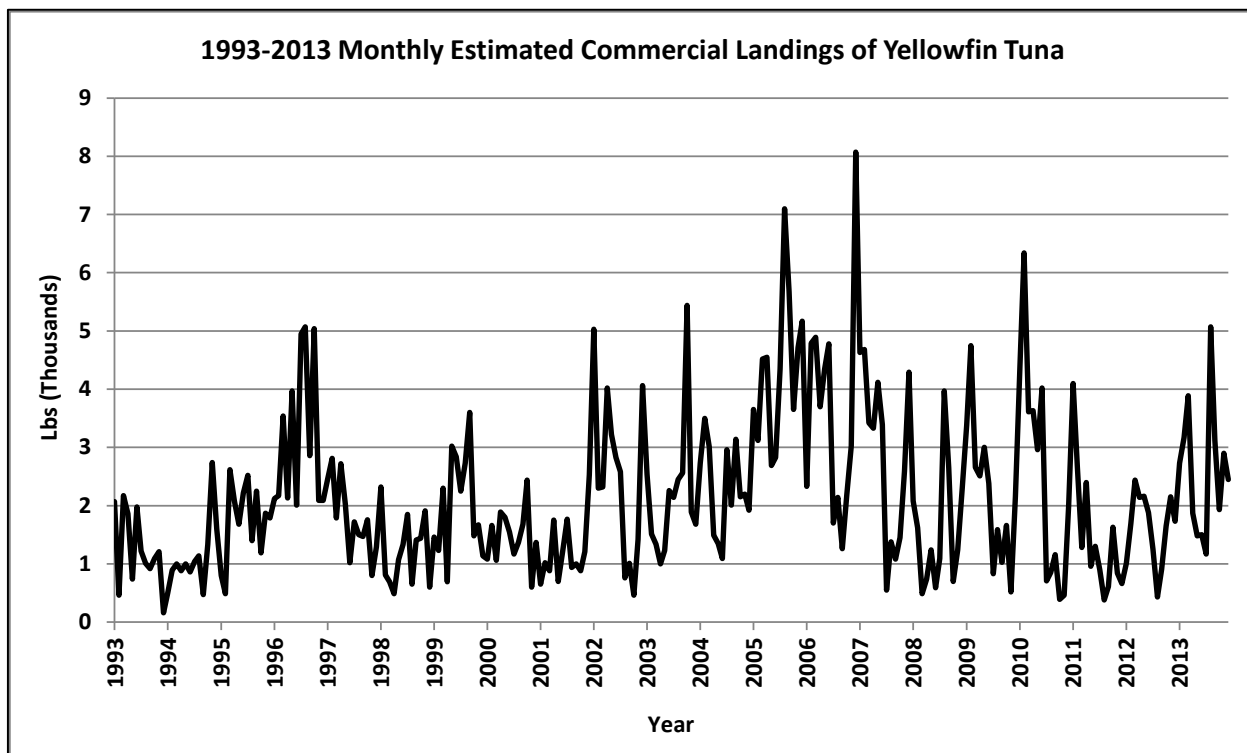


Figure B 4 1. 1993–2013 monthly estimated commercial landings of yellowfin tuna

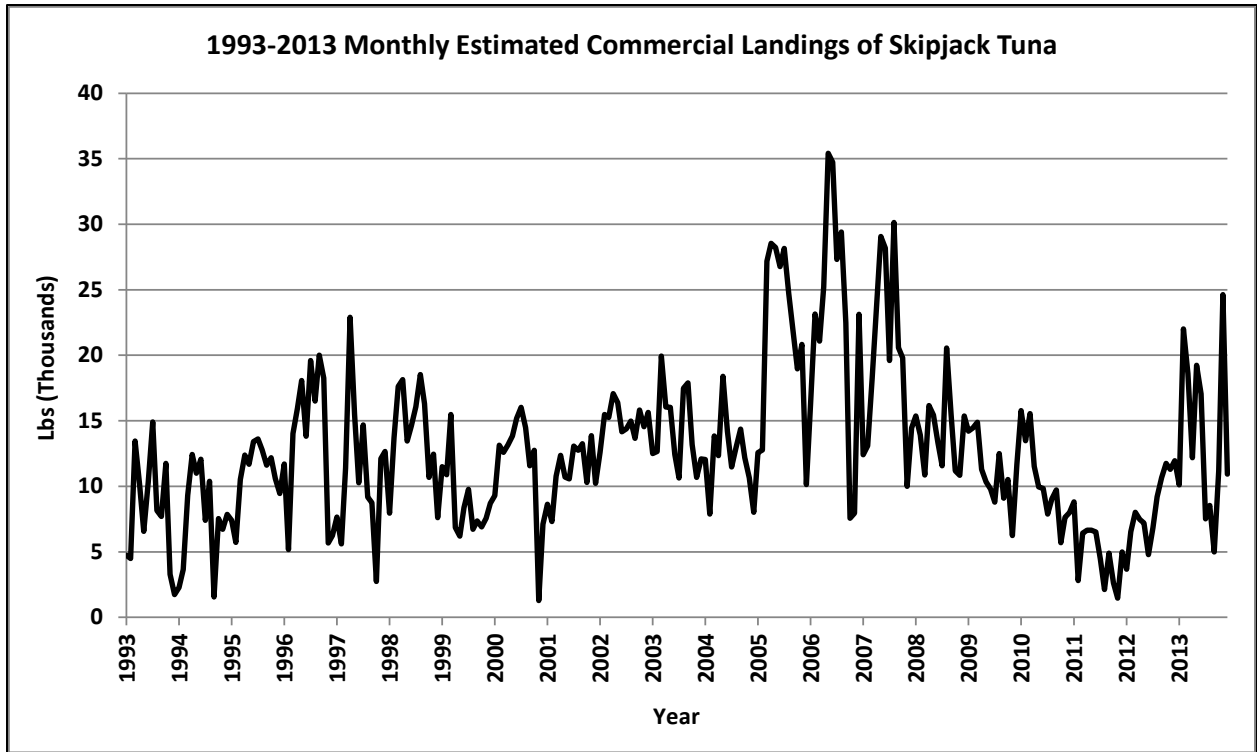


Figure B 4 2. 1993–2013 monthly estimated commercial landings of skipjack tuna

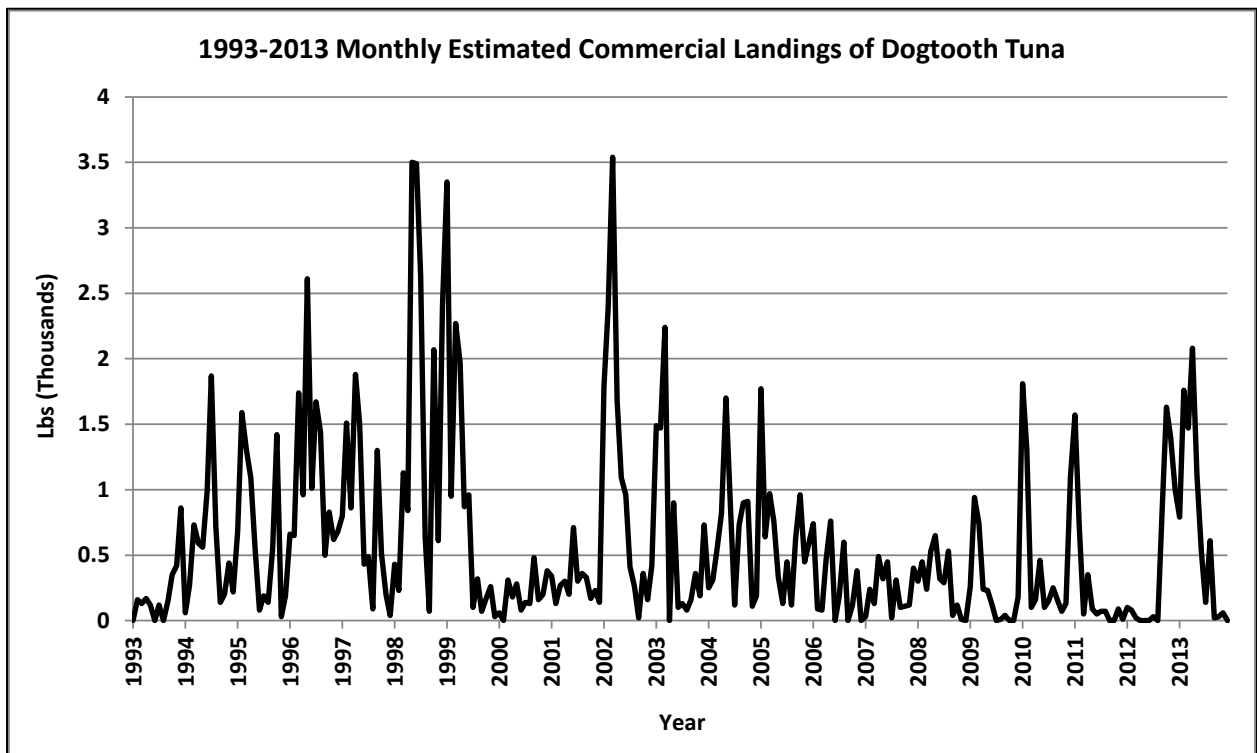


Figure B 4 3. 1993–2013 monthly estimated commercial landings of dogtooth tuna

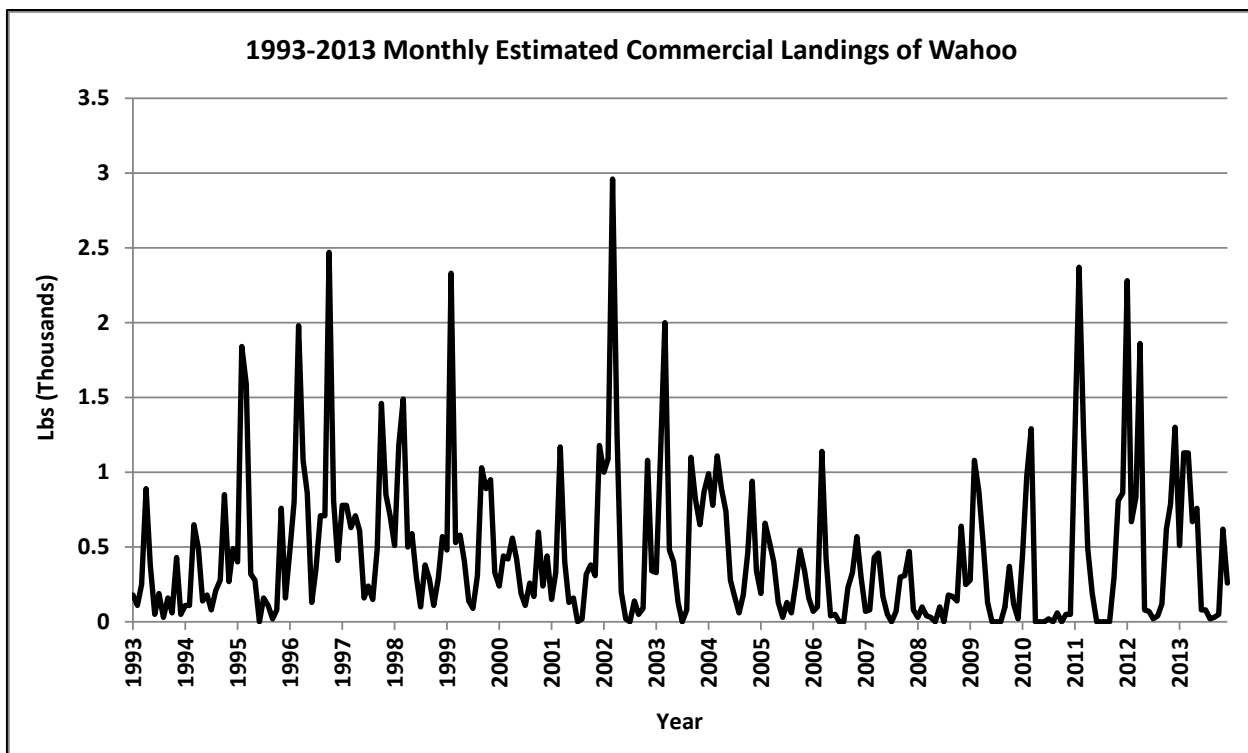


Figure B 4 4. 1993–2013 monthly estimated commercial landings of wahoo

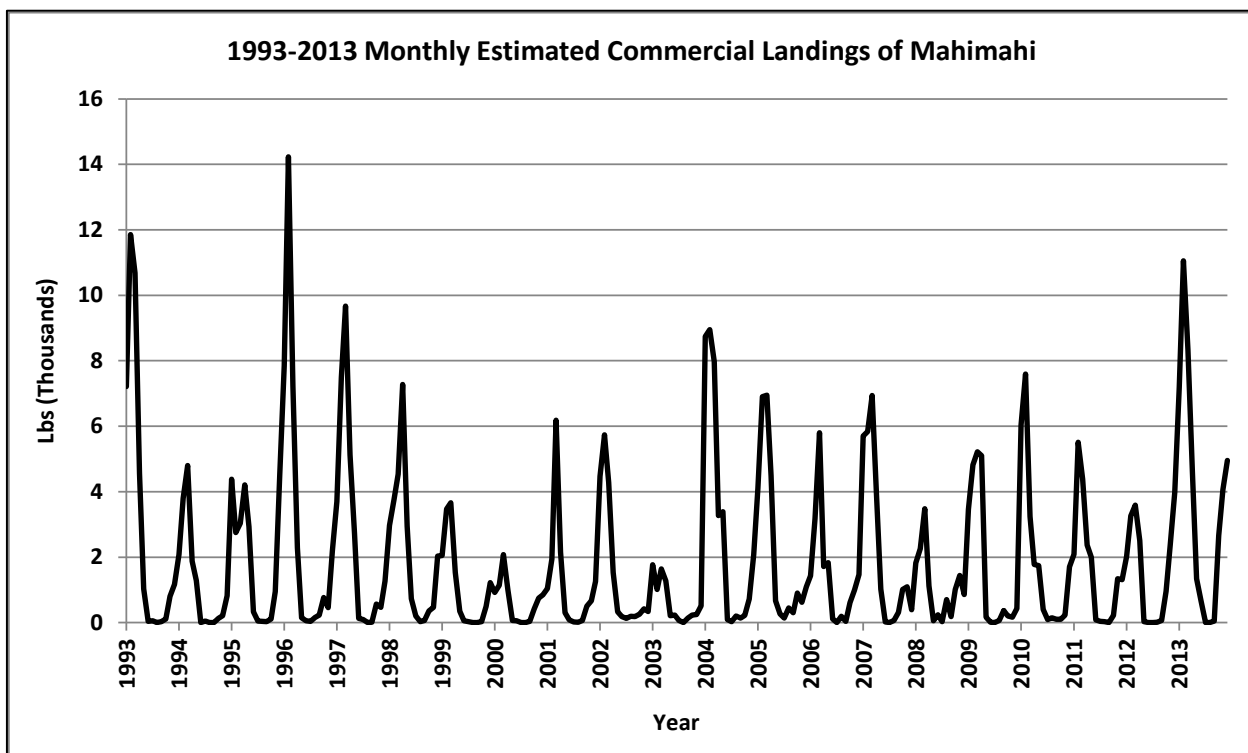


Figure B 4 5. 1993–2013 monthly estimated commercial landings of mahimahi



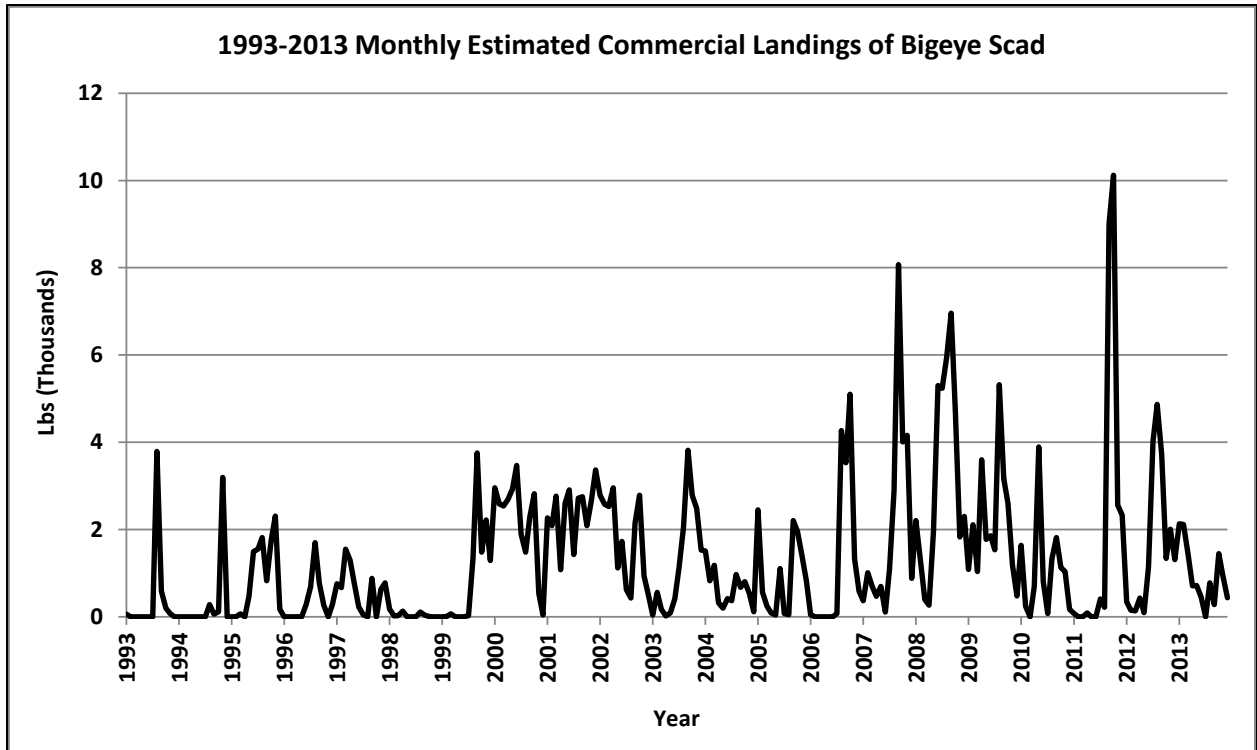


Figure B 4 6. 1993–2013 monthly estimated commercial landings of bigeye scad

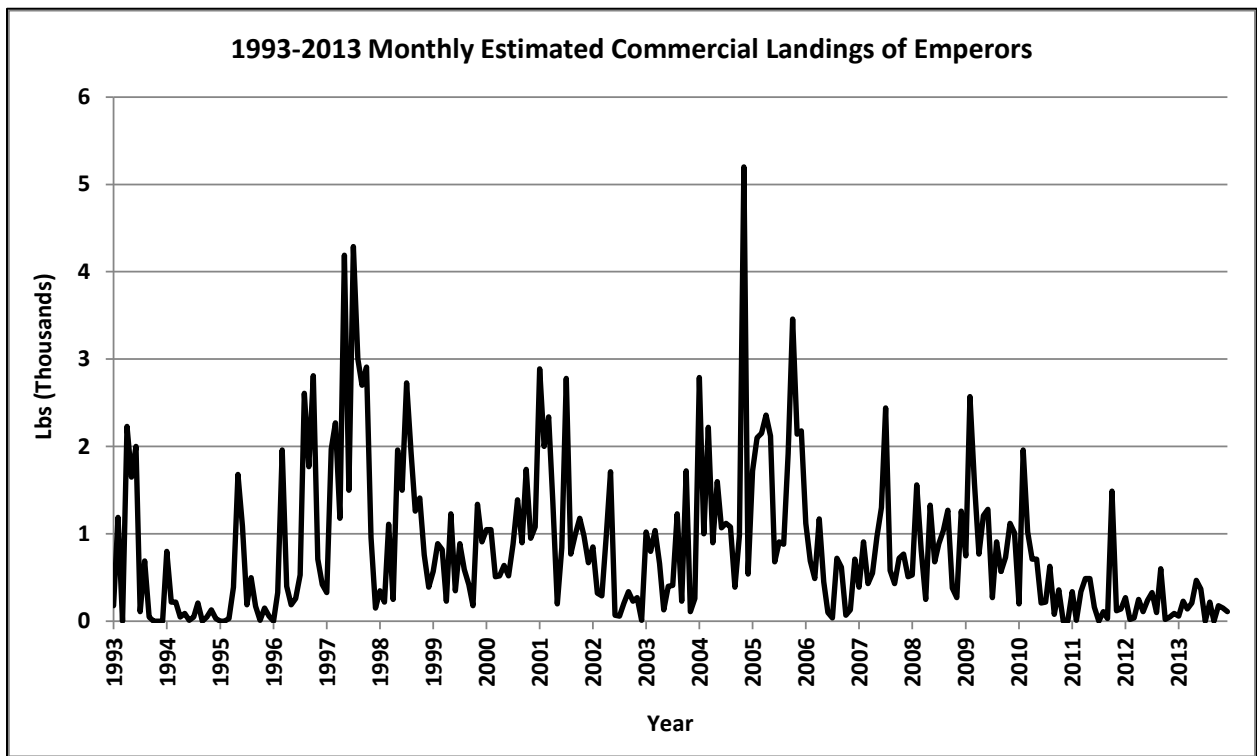


Figure B 4 7. 1993–2013 monthly estimated commercial landings of emperors

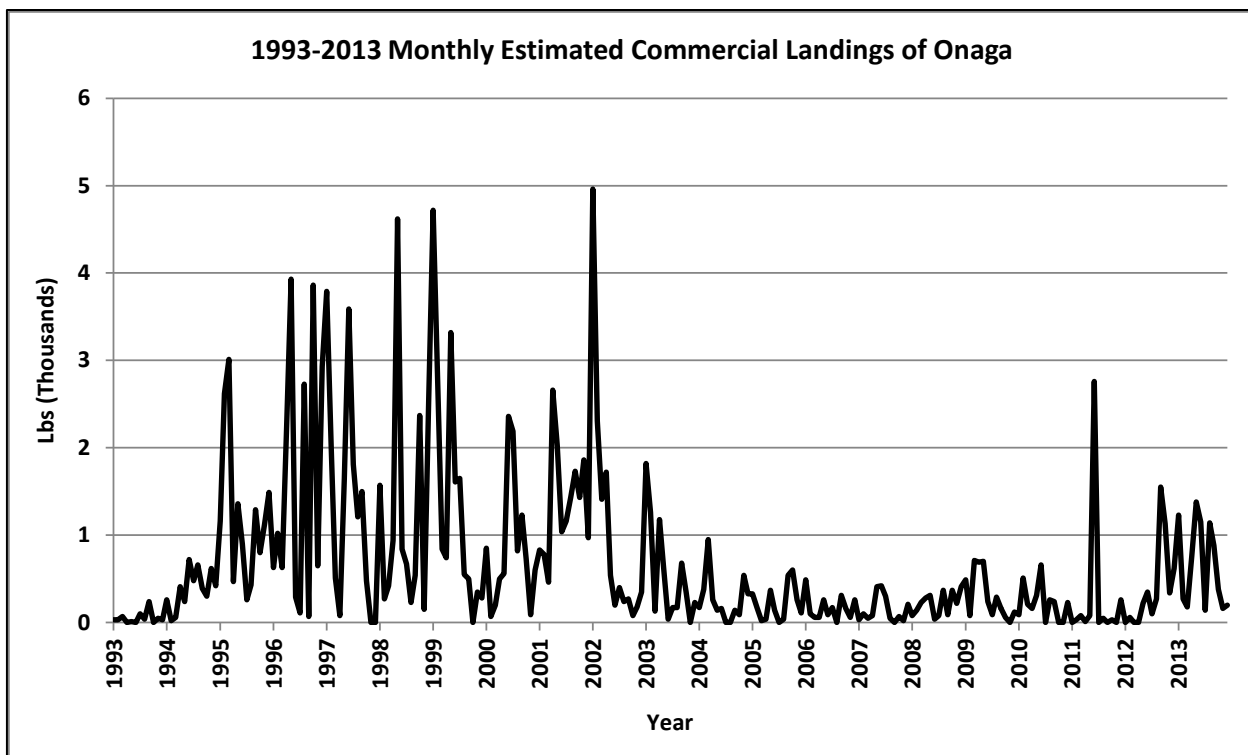


Figure B 4 8. 1993–2013 monthly estimated commercial landings of onaga

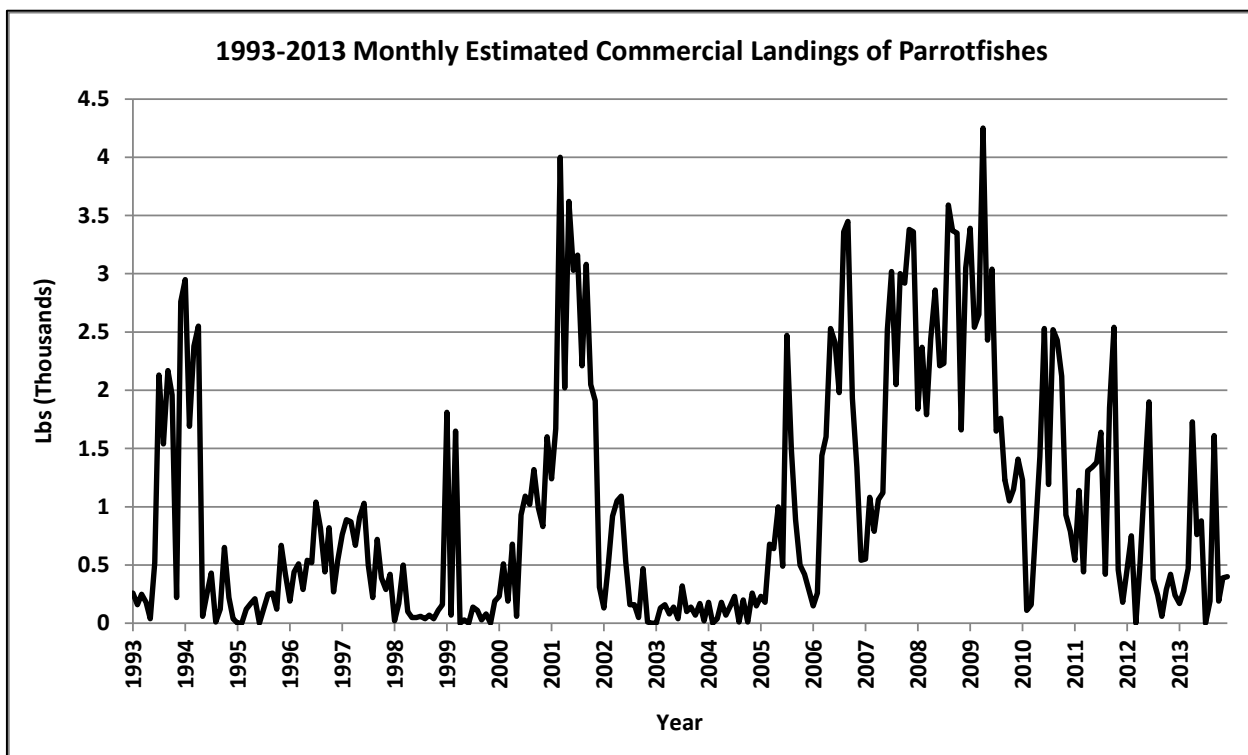


Figure B 4 9. 1993–2013 monthly estimated commercial landings of parrotfishes

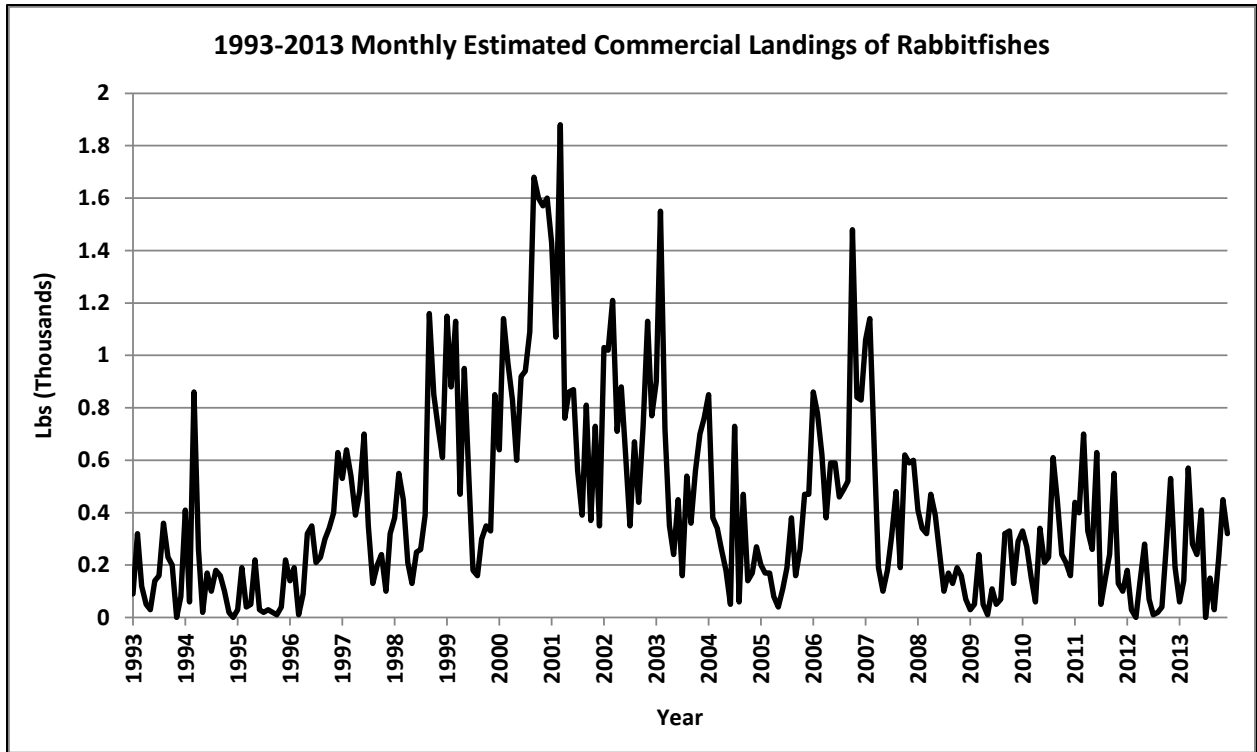


Figure B 4 10. 1993–2013 monthly estimated commercial landings of rabbitfishes

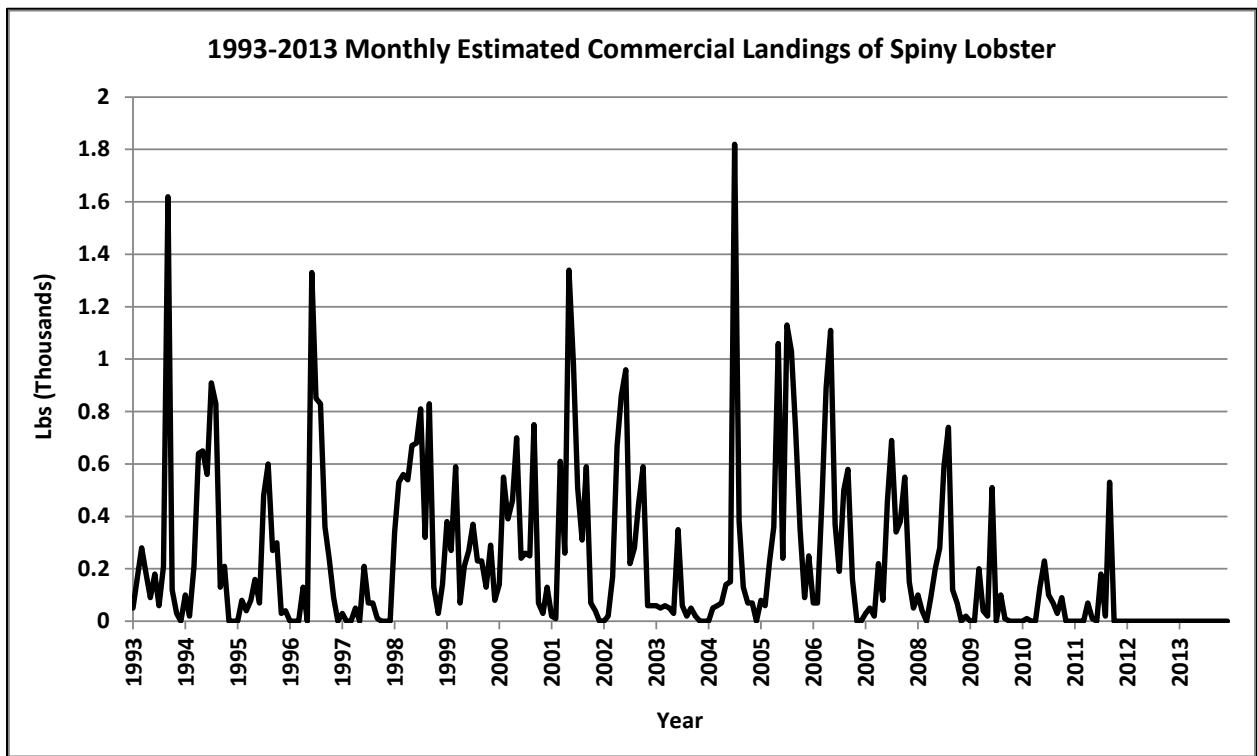


Figure B 4 11. 1993–2013 monthly estimated commercial landings of spiny lobster

## Section C: GUAM 2013 FISHERY STATISTICS

### INTRODUCTION

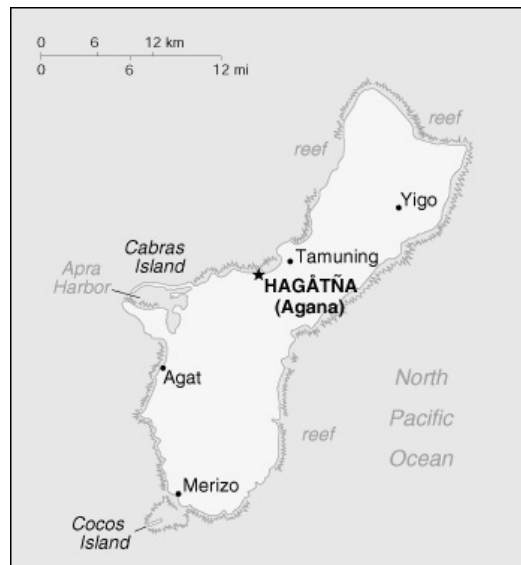
The Territory of Guam is made up of the southernmost, largest, and most populous island in the Mariana Archipelago and its surrounding banks, fringing and barrier reefs, and islets.

*Location:* 13.3° N latitude, 144.5° E longitude

*Population:* about 161,785 (*The World Factbook*, July 2015 estimate)

*Economy:* largely based on U.S. military and international tourism

Fishing activities on Guam are divided into two basic categories, offshore and inshore. Offshore fishing typically involves small boats (12-48 feet in length), which engage in one-to-two-day trolling and bottomfishing trips to nearby banks, islets, and pelagic areas. These trips usually originate from one of three principal harbors (Hagåtña Boat Basin, Agat Marina or Merizo Pier), located on the west coast and southern tip of the island (leeward shores during the prevailing March-August trade winds). Inshore fishing is usually conducted without the use of a boat and consists mainly of shore casting (rod & reel fishing), throw-netting (talaya), and spearfishing.



Guam:

Source: *The World Factbook (2015) CIA Maps*

Besides imports, there are three sources of fish in Guam's commercial markets: (1) full-time commercial fishers, (2) part-time commercial fishers, and (3) subsistence or recreational "expense fishers" who sell part of their catch to help defray costs. A license is not required to sell fish on Guam, nor are there any reporting requirements for those who sell fish to the markets.

## DATA COLLECTION

In 1982, the NMFS WPacFIN program began working with the Guam Department of Agriculture, Division of Aquatic and Wildlife Resources (DAWR) and local fish dealers to obtain information on commercial landings through voluntary use of a fish purchase receipt form developed in collaboration with WPacFIN. This form has been referred to in past reports as a “trip ticket” because it generally represents the catch delivered to a vendor from one fishing trip. Although there is no requirement that fishers sell to only one vendor, there is a major fishing cooperative on Guam which enjoys an excellent relationship amongst its members and provides a fairly stable and reliable trip-level reporting basis for many members of the fishing community. Other participating vendors are more likely to purchase a portion of the catch from a given trip and fishers may sell to multiple vendors, restaurants, and other venues. When that is the case, there may be several tickets per fishing trip.

Through government funding, in July 1979, the Guam Fishermen’s Cooperative Association (GFCA) was established in Hagåtña (Agana) Bay, adjacent to the popular Guam Boat Basin. The GFCA quickly became the central distribution center for fresh local fish. Prior to 1979, there was no central place to sell fish, and fishers had to develop their own markets and peddle fish after each trip. In 1982, WPacFIN began working with GFCA to improve their invoicing system and obtain data on all GFCA fish purchases. A system was established, whereby GFCA would use data collection forms and coding schemes designed by WPacFIN, and supply copies of all invoices to WPacFIN for computer data entry. In return, WPacFIN would provide GFCA with document quality control and computer-generated summary statistics. When this partnership began, available historical commercial purchase data (retroactive to July 1979) were also collected and entered in the database using software developed by WPacFIN.

Over time, other fish markets began to operate on Guam. Many have come and gone over the years. DAWR and WPacFIN have continued to work with them whenever possible, to obtain data through the voluntary receipt book program.

The tables and figures in this section are based on data summarized from these commercial receipts and submitted by participating fish dealers on Guam. The values recorded have been adjusted to create an estimate of total commercial landings based on the estimated proportion of the local commercial market represented in voluntary monitoring data. The adjustment index is determined annually in consultation with GFCA and local vendors, the Guam DAWR, and WPacFIN staff.

Data collected on commercial receipt forms include:

- Date of Sale
- Fisherman Code (primary seller)
- Number of Fishermen
- Hours Fished
- Area Fished
- Pounds Caught by Species
- Number Caught by Species
- Price per Pound by Species

Although a proposal that would legally require reporting by dealers and possibly commercial fishers has been introduced to the Legislature of Guam at various times over the years, the idea has never made it through the legislative process. Therefore, commercial fisheries landings data collection on Guam remains voluntary.

The Guam DAWR has also implemented boat-based and shore-based creel surveys over the years. The U.S. Fish and Wildlife Service's Federal Aid in Sportfish Restoration Program funds this fieldwork. Data entry, file transfer protocol (FTP), data processing software, and infrastructure are all supported via NOAA grants; online and hands-on IT assistance is given by WPacFIN staff. Total landings estimates based on expanded commercial and non-commercial data from creel surveys are compared with historical commercial landings estimates to help put both estimates into perspective. This comparison is a focus of recent research by fisheries scientists to help put modern fisheries management mandates into perspective in light of available data.

### **DATA PROCESSING**

Initially, from the early 1980s to mid-1990s, Guam fisheries monitoring data were processed at the PIFSC WPacFIN central office in Honolulu. Since 1994, DAWR has taken over this task, using computers, software, and staff support from WPacFIN. The processing system for commercial landings data collected from fish dealers is fairly simple. The form that dealers complete whenever they purchase fish directly from a fisherman categorizes the catch and records the weight and sales value by species or major group. When possible, the number of fish or invertebrates purchased is also recorded by species or group.

### **DATA REPORTING**

Once data entry has been completed, WPacFIN software programs assist with editing, quality control, and weight adjustment for factors such as condition of sale (e.g., gilled/gutted weights, conversion to whole weight). The software also generates monthly and annual summary reports by species, based on the estimated percentage of commercial sales registered on a monthly basis. WPacFIN software was customized to create various reports that assist the DAWR and WPacFIN Central with quality control and automating summary reporting to clients, such as the Council and the public.

Please note that the commercial landings data have been adjusted to reflect an estimated 100% of commercial landings, based on the estimated proportion of commercial vendors and landings data available via Guam's voluntary monitoring system. These adjusted totals are referenced as "Estimated Commercial Landings" in the figures and tables. Only non-confidential estimates of monthly and annual commercial landings by species are provided in this document. Confidential data reported voluntarily remains the property of WPacFIN partners, including individual vendors and the GFCA.

## SPECIES CATEGORIES

The species and taxonomic groups used in the tables and figures for Guam are defined in this section. Many of these species and groups have been placed into different management categories over the years. For example, in 1992, the Magnuson Fishery Conservation and Management Act of 1976 was amended to include tunas in the Pelagic Management Unit Species (PMUS). However, in order to make comparison across these reports more intuitive, this summary maintains the original species categories from previous FSWP volumes. As such, tunas are kept in a separate category. To see the most current taxonomic information and groupings for species caught commercially in Guam, and in other U.S.-associated Pacific island areas, please refer to the [WPacFIN Data Portal](#).

### I. Pelagic Management Unit Species (PMUS)

- Mahimahi (*Coryphaena hippurus*)
- Spearfish (*Tetrapturus angustirostris*)
- Marlins (*Makaira mazara*, *Kajikia audax*, *Istiompax indica*)
- Swordfish (*Xiphias gladius*)
- Sailfish (*Istiophorus platypterus*)
- Wahoo (*Acanthocybium solandri*)
- Sharks (*Isurus oxyrinchus*, *Isurus paucus*, *Carcharhinus* spp.)

### II. Bottomfish Management Unit Species (BMUS)

- Alfonsin (*Beryx decadactylus*)
- Kalikali/Pink snapper (*Pristipomoides sieboldii*<sup>15</sup>)
- Amberjack (*Seriola dumerili*)
- Lehi/Silverjaw (*Aphareus rutilans*)
- Black jack (*Caranx lugubris*)
- Mafute/Emperor (various Lethrinidae)
- Ehu/Red snapper (*Etelis carbunculus*)
- Onaga/Red snapper (*Etelis coruscans*)
- Gindai/Flower snapper (*Pristipomoides zonatus*)
- Opakapaka/Pink snapper (*Pristipomoides filamentosus*)
- Groupers (various Serranidae)
- Snappers (most Etelinae, some *Lutjanus* spp.)
- Jacks (various Carangidae)
- Uku/Gray snapper (*Aprion virescens*)

### III. Billfishes

- Marlins (*Makaira mazara*, *Kajikia audax*, *Istiompax indica*)
- Spearfish (*Tetrapturus angustirostris*)
- Sailfish (*Istiophorus platypterus*)
- Swordfish (*Xiphias gladius*)

### IV. Tunas

- Kawakawa (*Euthynnus affinis*)
- Tunas (unspecified)<sup>16</sup>

---

<sup>15</sup> Please note that in the CNMI, the kalikali is typically the “yellowtail kalikali,” *Pristipomoides auricilla*, but on Guam this market category refers to the “pink kalikali,” *Pristipomoides sieboldii*. This is one reason we provide scientific names as a reference for common names used for each island area throughout this report.

<sup>16</sup>This group includes species that comprise a very small portion of the catch, unidentified tunas, and apparent misidentifications. Because of the small amount of catch and the tendency of vendors to add the dogtooth “tuna” to this category on their receipts (although it is not actually a tuna), this group is combined with “other scombrids” in some of the figures.

- Skipjack tuna (*Katsuwonus pelamis*)

- Yellowfin tuna (*Thunnus albacares*)

#### V. Other Scombrids

- Dogtooth tuna (*Gymnosarda unicolor*)  
see footnote 16

#### VI. Fisheries Categories

##### A. Pelagic Fishes

- Barracudas up to 7 species (*Sphyraena* spp.)
- Sailfish (*Istiophorus platypterus*)
- Dogtooth tuna (*Gymnosarda unicolor*)
- Sharks (*Isurus oxyrinchus*, *Isurus paucus*, various *Carcharhinus* spp.)
- Kawakawa (*Euthynnus affinis*)
- Skipjack tuna (*Katsuwonus pelamis*)
- Mahimahi (*Coryphaena hippurus*)
- Spearfish (*Tetrapturus angustirostris*)
- Marlins (*Makaira mazara*, *Kajikia audax*, *Istiompax indica*)
- Swordfish (*Xiphias gladius*)
- Monchong (*Taractichthys steindachneri*)
- Tunas/Unspecified (see footnote 2)
- Pelagic fishes (unspecified)<sup>17</sup>
- Wahoo (*Acanthocybium solandri*)
- Rainbow runner (*Elagatis bipinnulata*)
- Yellowfin tuna (*Thunnus albacares*)

##### B. Bottomfishes

- Alfonsin (*Beryx decadactylus*)
- Jacks/Unspecified (various Carangidae)
- Amberjack (*Seriola dumerili*)
- Kalikali/Pink snapper (*Pristipomoides sieboldii*)
- Black jack (*Caranx lugubris*)
- Lehi/Silverjaw (*Aphareus rutilans*)
- Bottomfishes (unspecified)<sup>18</sup>
- Mafute/Emperor (various Lethrinidae)
- Deep bottomfishes (unspecified)<sup>19</sup>
- Onaga/Red snapper (*Etelis coruscans*)
- Ehu/Red snapper (*Etelis carbunculus*)
- Opakapaka/Pink snapper (*Pristipomoides filamentosus*)
- Gindai/Flower snapper (*Pristipomoides zonatus*)
- Tagafi/Red snapper (*Etelis* spp. *Pristipomoides* spp.)
- Groupers/Unspecified (various Serranidae)
- Uku/Gray snapper (*Aprion virescens*)

##### C. Reef Fishes

- Goatfishes (various Mullidae)
- Snappers (*Lutjanus* spp.<sup>20</sup>)
- Humphead parrotfish (*Bolbometopon muricatum*)

<sup>17</sup> May include any of the members of the larger group, which the vendor weighed as a lot to save time.

<sup>18</sup> May include various deep bottom snappers (most in the subfamily Etelinae, some *Lutjanus* spp. listed above), groupers (Serranidae), emperors (Lethrinidae), as well as deep sea jacks and trevallies (Carangidae).

<sup>19</sup> Another catch-all group, not necessarily distinct from unspecified "bottomfishes."

<sup>20</sup> Eteline snappers are found only in bottomfishing catch; inshore near reefs, the snappers found are mainly of the genus *Lutjanus*.



- Squirrelfishes (*Sargocentron* spp., *Neoniphon* spp.)
- Napoleon wrasse (*Cheilinus undulatus*)
- Surgeonfishes (various Acanthuridae)
- Parrotfishes (various Scaridae)
- Sweetlips (various Haemulidae)
- Rabbitfishes (*Siganus* spp.)
- Unicornfishes (various *Naso* spp.)
- Reef fishes/Unspecified (diverse fish taxa)
- Wrasses (various Labridae)
- Rudderfish/Guilli (*Kyphosus* spp.)

D. *Other Fishes, Algae & Invertebrates*

- Bigeye scad/Atulai (*Selar crumenophthalmus*)
- Mulletts (various Mugilidae)
- Lobsters (various Scyllaridae & Palinuridae)
- Octopus (mainly *Octopus* spp.)
- Milkfish (*Chanos chanos*)
- Squid (various Teuthoidea)

## Guam Tables

Table C 1. Guam Annual 2013 Estimated Commercial Landings

FISHERY GROUP	Subgroup	Scientific Name	Local common name(s)	Lb Sold	Estimated Value	Price/Lb
PELAGIC FISHES	Tunas	<i>Katsuwonus pelamis</i>	Skipjack tuna/Bunita/Bonito/Bonita/ Angaraap/Hangaraap	50,671	\$106,634	\$2.10
		<i>Thunnus albacares</i>	Yellowfin tuna/Kacho/Taguw/Tag-hu tangir/ Taguw peras/Manguro/Makuro/O'maguro	15,649	\$18,260	\$1.17
	Other Scombrids	<i>Acanthocybium solandri</i>	Wahoo/Toson	27,717	\$66,179	\$2.39
		<i>Gymnosarda unicolor</i>	Dogtooth tuna/Owel/Ayúl	689	\$1,337	\$1.94
	Billfishes	<i>Istiophorus platypterus</i>	Sailfish/Guihan layak/Tagalaar/Taghalaar	690	\$1,088	\$1.58
		<i>Makaira mazara</i> , <i>Makaira nigricans</i> , <i>Istiompax indica</i>	Marlins Båtto'/Guihan laggak/ Tagalaar/Taghalaar	20,597	\$35,585	\$1.73
		<i>Tetrapturus angustirostris</i>	Spearfish (shortnose)	89	\$120	\$1.35
	Other Pelagics	<i>Coryphaena hippurus</i> , <i>C. equiselis</i>	Mahimahi/Botague/Dorado/Dorito	89,347	\$214,992	\$2.41
		<i>Elagatis bipinnulata</i>	Rainbow runner/Buri/Achachon (small)/ Achenchon (lg)/Hallehe/Liyaw malúgh	1,187	\$2,661	\$2.24
		<i>Sphyræna spp.</i>	Barracudas/Alu	1,167	\$2,449	\$2.10
Snappers		<i>Aphareus rutilans</i>	Lehi/Silverjaw/Alamen/Maróóbw	725	\$2,964	\$4.09
		<i>Aprion virescens</i>	Uku/Gray snapper/Gogunafon/ Gâsgasnafom/Aiwe/Halwe	298	\$925	\$3.10
	<i>Etelis carbunculus</i>	Ehu/Red snapper/Buninas agaga/ Tiginippug/Falaghal maróóbw	617	\$2,625	\$4.25	
	<i>Etelis coruscans</i>	Onaga/Red snapper/Buninas/ Karkar/Taighúlúpegh	613	\$3,234	\$5.28	
	<i>Pristipomoides filamentosus</i>	Opakapaka/Pink snapper/Buninas/ Falaghal-maróóbw	484	\$2,055	\$4.25	

FISHERY GROUP	Subgroup	Scientific Name	Local common name(s)	Lb Sold	Estimated Value	Price/Lb	
REEF & INSHORE FISHES	Groupers	<i>Pristipomoides sieboldii</i>	Kalikali/Pink snapper/Buninas/Kakkar/ Falaghal-maróóbw	1,720	\$6,841	\$3.98	
		<i>Pristipomoides zonatus</i>	Gindai/Flower snapper/Buninas rayao amariyu/ Tiginippug/Falaghal-maróóbw	779	\$3,258	\$4.18	
		Family: Serranidae	Groupers (unspecified)/Gádao	921	\$2,983	\$3.24	
		Emperors	Family: Lethrinidae	Emperors (unspecified) Mafuti/Mafute'/Lililok/Liliok/Uluul/Weyaw	1,067	\$3,404	\$3.19
			Jacks & Trevallies Other	<i>Seriola dumerili</i>	Greater amberjack/Tarakiton tadong/ Bwehya/Meseyúgh/Meseyug	2184	\$5,404
	Carangids	<i>Selar crumenophthalmus</i>	Bigeye scad/Atulai (sm)/Haiting (lg)/Peti/Patu	5,476	\$14,147	\$2.58	
	Mixed fishes (unspecified)	Fam: Carangidae, Lutjanidae, Lethrinidae & Serranidae	Bottomfishes (unspecified)	1,500	\$3,713	\$2.48	
	Parrotfishes	Family: Scaridae	Parrotfishes (unspecified) Palakse'/Lággua/Igan-wosch/Yóór/Yáár	20,590	\$66,896	\$3.25	
	Tangs, Surgeons & Unicornfishes	<i>Acanthurus spp., Ctenochaetus spp.</i>	Surgeonfishes/tangs (unspecified) Kichu/Amoktan/Hiyok/Hugupao/Filáng/Filááng/ Iga/Igai/Móghk/Mowagh/Girárh/Limell Unicornfishes (unspecified)/Tataga (lg)/Guása (sm)/	2,843	\$9,233	\$3.25	
	Goatfishes	<i>Naso spp.</i>	Bwula/Bwuláálay/Libwoot merha/Igh-Falafal Goatfishes (unspecified)/Salmoneti/Satmonetiyu Satmoneti/Samoneti/Ti'ao/Uwey/Fanisi/Reewin Names also relate to size classes.	43,306	\$139,827	\$3.23	
Rabbitfishes	Family: Siganidae	Rabbitfishes (unspecified)/Hiteng/Hitting/ Hiting (juv.)/Há'tang (adult)/Mañáhak/Menahac/ Sesyon/Sesjun/Umwulé/Lleah/Penuwa/Palawa	386	\$1,278	\$3.31		
				1,441	\$5,187	\$3.60	

FISHERY GROUP	Subgroup	Scientific Name	Local common name(s)	Lb Sold	Estimated Value	Price/Lb
	<b>Squirrel &amp; Soldierfishes</b>	<i>Sargocentron spp., Neoniphon spp.</i>	Squirrelfishes (unspecified)/Sisi'ok/Chá'lak/Sagsag/Hara/Sara/Gútch/Leet Inshore Snappers (unspecified)/Tagåfi/Buha/Buhan/Funai Kaka'ka/Sainan	48	\$156	\$3.25
	<b>Snappers</b>	Family: Lutjanidae	guilli/Mween/Moos/Mahacha/Saas/Póow	172	\$518	\$3.01
	<b>Jacks &amp; Trevallies</b>	Family: Carangidae	Jacks (unspecified)/Tarakiton/Tarakitu/Tarakiton/Seresch/Tchep/Opw/Oppw/Scheep/l'e'e/l'e' (juv).. <i>Many other size-based names.</i>	1,678	\$4,530	\$2.70
	<b>Other Reef &amp; Inshore Fishes</b>	<i>Kyphosus spp.</i>	Rudderfishes/Guilli/Guillin/Guili/Guilen/Reen/Réél/Schpwul	490	\$1,592	\$3.25
		Family: Mugilidae	Mullets (unspecified)/Pegge'/Aguas/Laiguan/Aisatch/Araf/Aiyatur/Ayitur/Aitam	144	\$468	\$3.25
		Various (many) families	Reef fishes (unspecified)	31,983	\$103,299	\$3.23
<b>MISCELLANEOUS TAXA</b>	<b>Taxa/Habitat Unknown</b>	Unknown fish/invertebrates	Miscellaneous (unspecified)	683	\$2,025	\$2.96
<b>INVERTEBRATES</b>	<b>Crustaceans</b>	Infraorder: Brachyura	Crabs (unspecified)/lo/Panglao	32	\$96	\$3.00
		Infraorder: Achelata	Lobsters (unspecified)/Mahongang/Mahongan/Pa'pangpang/Kapangpang	2,387	\$8,899	\$3.73
	<b>Mollusks</b>	<i>Octopus spp.</i>	Octopus/Gamson	2872	\$8,641	\$3.01
<b>TOTAL</b>				<b>333,242</b>	<b>\$853,503</b>	<b>\$2.56</b>

Table C 2. Guam January 2013 Estimated Commercial Landings

FISHERY GROUP	Subgroup	Scientific Name	Local common name(s)	Lb Sold	Estimated Value	Price/Lb	
PELAGIC FISHES	Tunas	<i>Katsuwonus pelamis</i>	Skipjack tuna/Bunita/Bonito/Bonita/ Angaraap/Hangaraap	1,863	\$4,080	\$2.19	
		<i>Thunnus albacares</i>	Yellowfin tuna/Kacho/Taguw/Tag-hu tangir/ Taguar peras/Manguro/Makuro/O'maguro	1,293	\$3,048	\$2.36	
	Other Scombrids	<i>Acanthocybium solandri</i>	Wahoo/Toson	999	\$2,480	\$2.48	
		<i>Gymnosarda unicolor</i>	Dogtooth tuna/Owel/Ayúl	38	\$76	\$2.00	
	Billfishes	<i>Makaira mazara</i> , <i>Makaira nigricans</i> , <i>Istiompax indica</i>	Marlins Båtto'/Guihan laggak/ Tagalaar/Taghalaar	260	\$390	\$1.50	
		<i>Coryphaena hippurus</i> , <i>C. equiselis</i>	Mahimahi/Botague/Dorado/Dorito	11,412	\$28,562	\$2.50	
	BOTTOMFISHES	Snappers	<i>Elagatis bipinnulata</i>	Rainbow runner/Buri/Achachon (small)/ Achenchon (lg)/Hallehe/Liyaw malúgh	70	\$158	\$2.25
			<i>Sphyaena spp.</i>	Barracudas/Alu	192	\$373	\$1.94
			<i>Aphareus rutilans</i>	Lehi/Silverjaw/Alamen/Maróóbw	2	\$7	\$4.00
			<i>Pristipomoides filamentosus</i>	Opakapaka/Pink snapper/Buninas/ Falaghal-maróóbw	14	\$60	\$4.25
<i>Pristipomoides sieboldii</i>			Kalikali/Pink snapper/Buninas/Kakkar/ Falaghal-maróóbw	86	\$344	\$4.00	
Emperors			Family: Lethrinidae	Emperors (unspecified) Mafuti/Mafute'/Lililok/Liliok/Uluul/Weyaw	24	\$72	\$3.00
Mixed fishes (unspecified)			Fam: Carangidae, Lutjanidae, Lethrinidae & Serranidae	Bottomfishes (unspecified)	70	\$140	\$2.00
REEF & INSHORE FISHES	Parrotfishes	Family: Scaridae	Parrotfishes (unspecified) Palakse'/Lágguu/lgan-wosch/Yóór/Yáár	1,032	\$3,355	\$3.25	

FISHERY GROUP	Subgroup	Scientific Name	Local common name(s)	Lb Sold	Estimated Value	Price/Lb
	<b>Tangs, Surgeons &amp; Unicornfishes</b>	<i>Acanthurus spp., Ctenochaetus spp.</i>	Surgeonfishes/tangs (unspecified) Kichu/Amoktan/Hiyok/Hugupao/Filáng/Filáang/ Iga/Igai/Móghk/Mowagh/Girárh/Limell Unicornfishes (unspecified)/Tataga (Ig)/Guása (sm)/	75	\$244	\$3.25
		<i>Naso spp.</i>	Bwula/Bwuláálay/Libwoot merha/Igh-Falafal	2,510	\$8,150	\$3.25
	<b>Squirrel &amp; Soldierfishes</b>	<i>Sargocentron spp., Neoniphon spp.</i>	Squirrelfishes (unspecified)/Sisi'ok/Chà'lak/ Sagsag/Hara/Sara/Gútch/Leet	16	\$52	\$3.25
	<b>Jacks &amp; Trevallies</b>	Family: Carangidae	Jacks (unspecified)/Tarakitun/Tarakitu/ Tarakiton/Seresch/Tchep/Opw/Oppw/Scheep/ l'e'e/l'e' (juv).. <i>Many other size-based names.</i>	46	\$138	\$3.00
	<b>Other Reef &amp; Inshore Fishes</b>	Various (many) families	Reef fishes (unspecified)	1,604	\$5,153	\$3.21
<b>MISCELLANEOUS TAXA</b>	<b>Taxa/Habitat Unknown</b>	Unknown fish/invertebrates	Miscellaneous (unspecified)	42	\$126	\$3.00
<b>INVERTEBRATES</b>	<b>Crustaceans</b>	Infraorder: Achelata	Lobsters (unspecified)/Mahongang/Mahongan/ Pa'pangpang/Kapangpang	35	\$119	\$3.39
	<b>Mollusks</b>	<i>Octopus spp.</i>	Octopus/Gamson	11	\$33	\$3.00
<b>TOTAL</b>				<b>21,694</b>	<b>\$57,160</b>	<b>\$2.63</b>

Table C 3. Guam Estimated Commercial Landings: February 2013

FISHERY GROUP	Subgroup	Scientific Name	Local common name(s)	Lb Sold	Estimated Value	Price/Lb
PELAGIC FISHES	Tunas	<i>Katsuwonus pelamis</i>	Skipjack tuna/Bunita/Bonito/Bonita/ Angaraap/Hangaraap	2,384	\$5,260	\$2.21
		<i>Thunnus albacares</i>	Yellowfin tuna/Kacho/Taguw/Tag-hu tangir/ Taguw peras/Manguro/Makuro/O'maguro	590	\$1,394	\$2.36
	<b>Other Scombrids</b>	<i>Acanthocybium solandri</i>	Wahoo/Toson	1,307	\$3,215	\$2.46
	<b>Billfishes</b>	<i>Istiophorus platypterus</i>	Sailfish/Guihan layak/Tagalaar/Taghalaar	106	\$212	\$2.00
		<i>Makaira mazara</i> , <i>Makaira nigricans</i> , <i>Istiompax indica</i>	Marlins Båtto'/Guihan laggak/ Tagalaar/Taghalaar	323	\$565	\$1.75
	<b>Other Pelagics</b>	<i>Coryphaena hippurus</i> , <i>C. equiselis</i>	Mahimahi/Botague/Dorado/Dorito	13,549	\$33,391	\$2.46
		<i>Elagatis bipinnulata</i>	Rainbow runner/Buri/Achachon (small)/ Achenchon (lg)/Hallehe/Liyaw malúgh	33	\$83	\$2.52
	<i>Sphyræna spp.</i>	Barracudas/Alu	92	\$194	\$2.11	
BOTTOMFISHES	<b>Groupers</b>	Family: Serranidae	Groupers (unspecified)/Gádao	47	\$153	\$3.26
	<b>Mixed fishes (unspecified)</b>	Fam: Carangidae, Lutjanidae, Lethrinidae & Serranidae	Bottomfishes (unspecified)	217	\$549	\$2.53
REEF & INSHORE FISHES	<b>Parrotfishes</b>	Family: Scaridae	Parrotfishes (unspecified) Palakse'/Lággua/Igan-wosch/Yóór/Yáár	741	\$2,408	\$3.25
	<b>Tangs, Surgeons, &amp; Unicornfishes</b>	<i>Acanthurus spp.</i> , <i>Ctenochaetus spp.</i>	Surgeonfishes/tangs (unspecified) Kichu/Amoktan/Hiyok/Hugupao/Filáng/Filááng/ Iga/Igai/Móghk/Mowagh/Girárh/Limell Unicornfishes (unspecified)/Tataga (lg)/Guása (sm)/	69	\$224	\$3.25
		<i>Naso spp.</i>	Bwula/Bwuláálay/Libwoot merha/Igh-Falafal	2,202	\$7,155	\$3.25
	<b>Other Reef &amp; Inshore Fishes</b>	Various (many) families	Reef fishes (unspecified)	1,553	\$5,029	\$3.24

FISHERY GROUP	Subgroup	Scientific Name	Local common name(s)	Lb Sold	Estimated Value	Price/Lb
INVERTEBRATES	Crustaceans	Infraorder: Achelata	Lobsters (unspecified)/Mahongang/Mahongan/ Pa'pangpang/Kapangpang	611	\$2,278	\$3.73
	Mollusks	<i>Octopus spp.</i>	Octopus/Gamson	772	\$2,324	\$3.01
<b>TOTAL</b>				<b>24,596</b>	<b>\$64,434</b>	<b>\$2.62</b>



Table C 4. Guam Estimated Commercial Landings: March 2013

FISHERY GROUP	Subgroup	Scientific Name	Local common name(s)	Lb Sold	Estimated Value	Price/Lb	
PELAGIC FISHES	Tunas	<i>Katsuwonus pelamis</i>	Skipjack tuna/Bunita/Bonito/Bonita/ Angaraap/Hangaraap	5,872	\$11,813	\$2.01	
		<i>Thunnus albacares</i>	Yellowfin tuna/Kacho/Taguw/Tag-hu tangir/ Taguw peras/Manguro/Makuro/O'maguro	851	\$1,764	\$2.07	
	Other Scombrids	<i>Acanthocybium solandri</i>	Wahoo/Toson	3,296	\$8,157	\$2.47	
		<i>Gymnosarda unicolor</i>	Dogtooth tuna/Owel/Ayúl	186	\$347	\$1.86	
	Billfishes	<i>Makaira mazara</i> , <i>Makaira nigricans</i> , <i>Istiompax indica</i>	Marlins Båtto'/Guihan laggak/ Tagalaar/Taghalaar	439	\$876	\$2.00	
		<i>Tetrapturus angustirostris</i>	Spearfish (shortnose)	89	\$120	\$1.35	
	Other Pelagics	<i>Coryphaena hippurus</i> , <i>C. equiselis</i>	Mahimahi/Botague/Dorado/Dorito	28,139	\$67,829	\$2.41	
		<i>Elagatis bipinnulata</i>	Rainbow runner/Buri/Achachon (small)/ Achenchon (lg)/Hallehe/Liyaw malúgh	69	\$154	\$2.22	
	BOTTOMFISHES	Snappers	<i>Sphyræna spp.</i>	Barracudas/Alu	144	\$308	\$2.14
			<i>Aphareus rutilans</i>	Lehi/Silverjaw/Alamen/Maróóbw Gindai/Flower snapper/Buninas rayao amariyu/	89	\$356	\$4.00
Groupers		<i>Pristipomoides zonatus</i>	Tiginippug/Falaghal-maróóbw	2	\$9	\$4.25	
		Family: Serranidae	Groupers (unspecified)/Gâdao	80	\$260	\$3.25	
Jacks & Trevallies		<i>Seriola dumerili</i>	Greater amberjack/Tarakiton tadong/ Bwehya/Meseyúgh/Meseyug	34	\$111	\$3.25	
Other Carangids		<i>Selar crumenophthalmus</i>	Bigeye scad/Atulai (sm)/Haiting (lg)/Peti/Patu	166	\$498	\$3.00	
Mixed fishes (unspecified)		Fam: Carangidae, Lutjanidae, Lethrinidae & Serranidae	Bottomfishes (unspecified)	244	\$488	\$2.00	
REEF & INSHORE FISHES	Parrotfishes	Family: Scaridae	Parrotfishes (unspecified) Palakse'/Lággua/Igan-wosch/Yóór/Yáár	940	\$3,055	\$3.25	

FISHERY GROUP	Subgroup	Scientific Name	Local common name(s)	Lb Sold	Estimated Value	Price/Lb
	<b>Tangs, Surgeons, &amp; Unicornfishes</b>	<i>Acanthurus spp.</i> , <i>Ctenochaetus spp.</i>	Surgeonfishes/tangs (unspecified) Kichu/Amoktan/Hiyok/Hugupao/Filáng/Filááng/Iga/Igai/Móghk/Mowagh/Girárh/Limell Unicornfishes (unspecified)/Tataga (lg)/Guása (sm)	245	\$758	\$3.09
		<i>Naso spp.</i>	Bwula/Bwuláálay/Libwoot merha/Igh-Falafal Rabbitfishes (unspecified)/Hiteng/Hitting/ Hiting (juv.)/Há'tang (adult)/Mañáhak/Menahac/	3,002	\$9,717	\$3.24
	<b>Rabbitfishes</b>	Family: Siganidae	Sesyon/Sesjun/Umwulé/Lleah/Penuwa/Palawa	25	\$99	\$4.00
	<b>Jacks &amp; Trevallies</b>	Family: Carangidae	Jacks (unspecified)/Tarakitun/Tarakitu/ Tarakiton/Seresch/Tchep/Opw/Oppw/Scheep/ I'e'e/I'e' (juv).. <i>Many other size-based names.</i>	53	\$159	\$3.00
	<b>Other Reef &amp; Inshore Fishes</b>	Various (many) families	Reef fishes (unspecified)	2,342	\$7,597	\$3.24
<b>MISCELLANEOUS TAXA</b>	<b>Taxa/Habitat Unknown</b>	Unknown fish/invertebrates	Miscellaneous (unspecified)	80	\$281	\$3.51
<b>INVERTEBRATES</b>	<b>Crustaceans</b>	Infraorder: Achelata	Lobsters (unspecified)/Mahongang/Mahongan/ Pa'pangpang/Kapangpang	21	\$79	\$3.75
	<b>Mollusks</b>	<i>Octopus spp.</i>	Octopus/Gamson	222	\$666	\$3.00
<b>TOTAL</b>				<b>46,630</b>	<b>\$115,501</b>	<b>\$2.48</b>

Table C 5. Guam Estimated Commercial Landings: April 2013

FISHERY GROUP	Subgroup	Scientific Name	Local common name(s)	Lb Sold	Estimated Value	Price/Lb	
PELAGIC FISHES	Tunas	<i>Katsuwonus pelamis</i>	Skipjack tuna/Bunita/Bonito/Bonita/ Angaraap/Hangaraap	4,795	\$9,724	\$2.03	
		<i>Thunnus albacares</i>	Yellowfin tuna/Kacho/Taguw/Tag-hu tangir/ Taguw peras/Manguro/Makuro/O'maguro	966	\$2,074	\$2.15	
	Other Scombrids	<i>Acanthocybium solandri</i>	Wahoo/Toson	2,737	\$6,565	\$2.40	
		<i>Gymnosarda unicolor</i>	Dogtooth tuna/Owel/Ayúl	134	\$268	\$2.00	
	Billfishes	<i>Istiophorus platypterus</i>	Sailfish/Guihan layak/Tagalaar/Taghalaar	48	\$72	\$1.50	
		<i>Makaira mazara</i> , <i>Makaira nigricans</i> , <i>Istiompax indica</i> <i>Coryphaena hippurus</i> , <i>C. equiselis</i>	Marlins Båtto'/Guihan laggak/ Tagalaar/Taghalaar	770	\$1,484	\$1.93	
	Other Pelagics		<i>Mahimahi/Botague/Dorado/Dorito</i>	23,708	\$55,193	\$2.33	
			<i>Elagatis bipinnulata</i>	Rainbow runner/Buri/Achachon (small)/ Achenchon (lg)/Hallehe/Liyaw malúgh	255	\$552	\$2.16
			<i>Sphyræna spp.</i>	Barracudas/Alu	126	\$276	\$2.19
		BOTTOMFISHES	Snappers	<i>Aphareus rutilans</i>	Lehi/Silverjaw/Alamen/Maróóbw	113	\$466
<i>Aprion virescens</i>				Uku/Gray snapper/Gogunafon/ Gâsgasnafom/Aiwe/Halwe	21	\$63	\$3.00
<i>Etelis coruscans</i>	Onaga/Red snapper/Buninas/ Karkar/Taighúlúpegh			51	\$277	\$5.43	
<i>Pristipomoides filamentosus</i>	Opakapaka/Pink snapper/Buninas/ Falaghal-maróóbw			39	\$166	\$4.26	
<i>Pristipomoides sieboldii</i>	Kalikali/Pink snapper/Buninas/Kakkar/ Falaghal-maróóbw			198	\$779	\$3.93	
	Gindai/Flower snapper/Buninas rayao amariyu/						
<i>Pristipomoides zonatus</i>	Tiginippug/Falaghal-maróóbw			110	\$468	\$4.25	

FISHERY GROUP	Subgroup	Scientific Name	Local common name(s)	Lb Sold	Estimated Value	Price/Lb
REEF & INSHORE FISHES	<b>Groupers</b>	Family: Serranidae	Groupers (unspecified)/Gádao	224	\$726	\$3.24
	<b>Emperors</b>	Family: Lethrinidae	Emperors (unspecified) Mafuti/Mafute'/Lililok/Liliok/Uluul/Weyaw	75	\$233	\$3.11
	<b>Jacks &amp; Trevallies</b>	<i>Seriola dumerili</i>	Greater amberjack/Tarakiton tadong/ Bwehya/Meseyúgh/Meseyug	26	\$85	\$3.27
	<b>Other Carangids</b>		<i>Selar crumenophthalmus</i>	Bigeye scad/Atulai (sm)/Haiting (lg)/Peti/Patu	83	\$249
	<b>Mixed fishes (unspecified)</b>	Fam: Carangidae, Lutjanidae, Lethrinidae & Serranidae	Bottomfishes (unspecified)	176	\$517	\$2.94
	<b>Parrotfishes</b>	Family: Scaridae	Parrotfishes (unspecified) Palakse'/Lággua/Igan-wosch/Yóór/Yáár	675	\$2,184	\$3.24
	<b>Tangs, Surgeons, &amp; Unicornfishes</b>	<i>Acanthurus spp., Ctenochaetus spp.</i>	Surgeonfishes/tangs (unspecified) Kichu/Amoktan/Hiyok/Hugupao/Filáng/Filáang/ Iga/Igai/Móghk/Mowagh/Girárh/Limell Unicornfishes (unspecified)/Tataga (lg)/Guása (sm)/	109	\$397	\$3.64
			<i>Naso spp.</i>	Bwula/Bwuláalay/Libwoot merha/Igh-Falafal Rabbitfishes (unspecified)/Hiteng/Hitting/ Hiting (juv.)/Há'tang (adult)/Mañáhak/Menahac/	3,126	\$9,844
	<b>Rabbitfishes</b>	Family: Siganidae	Sesyon/Sesjun/Umwulé/Lleah/Penuwa/Palawa	111	\$444	\$4.00
	<b>Squirrel &amp; Soldierfishes</b>	<i>Sargocentron spp., Neoniphon spp.</i>	Squirrelfishes (unspecified)/Sisi'ok/Chá'lak/ Sagsag/Hara/Sara/Gútch/Leet Inshore Snappers (unspecified)/Tagáfi/Buha/Buhan/Funai Kaka'ka'/Sainan	16	\$52	\$3.25
	<b>Snappers</b>	Family: Lutjanidae	guilli/Mween/Moos/Mahacha/Saas/Póów	15	\$45	\$3.00
	<b>Jacks &amp; Trevallies</b>	Family: Carangidae	Jacks (unspecified)/Tarakiton/Tarakitu/ Tarakiton/Seresch/Tchep/Opw/Oppw/Scheep/ l'e'e/l'e' (juv).. <i>Many other size-based names.</i>	179	\$522	\$2.92

FISHERY GROUP	Subgroup	Scientific Name	Local common name(s)	Lb Sold	Estimated Value	Price/Lb
	<b>Other Reef &amp; Inshore Fishes</b>	Various (many) families	Reef fishes (unspecified)	1,489	\$4,883	\$3.28
<b>MISCELLANEOUS TAXA</b>	<b>Taxa/Habitat Unknown</b>	Unknown fish/invertebrates	Miscellaneous (unspecified)	62	\$150	\$2.42
<b>INVERTEBRATES</b>	<b>Crustaceans</b>	Infraorder: Achelata	Lobsters (unspecified)/Mahongang/Mahongan/Pa'pangpang/Kapangpang	611	\$2,278	\$3.73
	<b>Mollusks</b>	<i>Octopus spp.</i>	Octopus/Gamson	772	\$2,324	\$3.01
<b>TOTAL</b>				<b>41,820</b>	<b>\$103,360</b>	<b>\$2.47</b>

Table C 6. Guam Estimated Commercial Landings: May 2013

FISHERY GROUP	Subgroup	Scientific Name	Local common name(s)	Lb Sold	Estimated Value	Price/Lb
PELAGIC FISHES	Tunas	<i>Katsuwonus pelamis</i>	Skipjack tuna/Bunita/Bonito/Bonita/ Angaraap/Hangaraap	26,414	\$55,502	\$2.10
		<i>Thunnus albacares</i>	Yellowfin tuna/Kacho/Taguw/Tag-hu tangir/ Taguw peras/Manguro/Makuro/O'maguro	8,095	\$890	\$0.11
	Other Scombrids	<i>Acanthocybium solandri</i>	Wahoo/Toson	215	\$528	\$2.46
	Billfishes	<i>Makaira mazara</i> , <i>Makaira nigricans</i> , <i>Istiompax indica</i>	Marlins Båtto'/Guihan laggak/ Tagalaar/Taghalaar	697	\$1,422	\$2.04
		<i>Coryphaena hippurus</i> , <i>C. equiselis</i>	Mahimahi/Botague/Dorado/Dorito	3,237	\$7,662	\$2.37
	BOTTOMFISHES	Snappers	<i>Elagatis bipinnulata</i>	Rainbow runner/Buri/Achachon (small)/ Achenchon (lg)/Hallehe/Liyaw malúgh	58	\$131
<i>Sphyraena spp.</i>			Barracudas/Alu	6	\$14	\$2.33
<i>Aphareus rutilans</i>			Lehi/Silverjaw/Alamen/Maróóbw	362	\$1,482	\$4.09
<i>Aprion virescens</i>			Uku/Gray snapper/Gogunafon/ Gâsgasnafom/Aiwe/Halwe	149	\$462	\$3.10
<i>Etelis carbunculus</i>			Ehu/Red snapper/Buninas agaga/ Tiginippug/Falaghal maróóbw	323	\$1,374	\$4.25
<i>Etelis coruscans</i>			Onaga/Red snapper/Buninas/ Karkar/Taighúlúpegh	306	\$1,617	\$5.28
<i>Pristipomoides filamentosus</i>			Opakapaka/Pink snapper/Buninas/ Falaghal-maróóbw	242	\$1,027	\$4.24
<i>Pristipomoides sieboldii</i>			Kalikali/Pink snapper/Buninas/Kakkar/ Falaghal-maróóbw	878	\$3,495	\$3.98
<i>Pristipomoides zonatus</i>			Gindai/Flower snapper/Buninas rayao amaríyu/ Tiginippug/Falaghal-maróóbw	396	\$1,654	\$4.18

FISHERY GROUP	Subgroup	Scientific Name	Local common name(s)	Lb Sold	Estimated Value	Price/Lb
	<b>Groupers</b>	Family: Serranidae	Groupers (unspecified)/Gádao	497	\$1,610	\$3.24
	<b>Emperors</b>	Family: Lethrinidae	Emperors (unspecified) Mafuti/Mafute'/Lililok/Liliok/Uluul/Weyaw	609	\$1,941	\$3.19
	<b>Jacks &amp; Trevallies</b>	<i>Seriola dumerili</i>	Greater amberjack/Tarakiton tadong/ Bwehya/Meseyúgh/Meseyug	131	\$408	\$3.11
	<b>Other Carangids</b>	<i>Selar crumenophthalmus</i>	Bigeye scad/Atulai (sm)/Haiting (lg)/Peti/Patu	3,699	\$9,367	\$2.53
	<b>Mixed fishes (unspecified)</b>	Fam: Carangidae, Lutjanidae, Lethrinidae & Serranidae	Bottomfishes (unspecified)	750	\$1,856	\$2.47
<b>REEF &amp; INSHORE FISHES</b>	<b>Parrotfishes</b>	Family: Scaridae	Parrotfishes (unspecified) Palakse'/Lággua/Igan-wosch/Yóór/Yáár	10,394	\$33,770	\$3.25
	<b>Tangs, Surgeons, &amp; Unicornfishes</b>	<i>Acanthurus spp., Ctenochaetus spp.</i>	Surgeonfishes/tangs (unspecified) Kichu/Amoktan/Hiyok/Hugupao/Filáng/Filááng/ Iga/Igai/Móghk/Mowagh/Girárh/Limell Unicornfishes (unspecified)/Tataga (lg)/Guâsa (sm)/	1,429	\$4,642	\$3.25
		<i>Naso spp.</i>	Bwula/Bwuláálay/Libwoot merha/Igh-Falafal Goatfishes (unspecified)/Salmoneti/Satmonetiyu Satmoneti/Samoneti/Ti'ao/Uwey/Fanisi/ Reewin	22,089	\$71,294	\$3.23
	<b>Goatfishes</b>	Family: Mullidae	<i>Names also relate to size classes.</i> Rabbitfishes (unspecified)/Hiteng/Hitting/ Hiting (juv.)/Há'tang (adult)/Mañáhak/Menahac/	193	\$639	\$3.31
	<b>Rabbitfishes</b>	Family: Siganidae	Sesyon/Sesjun/Umwulé/Lleah/Penuwa/Palawa	1,296	\$4,608	\$3.56
	<b>Squirrel &amp; Soldierfishes</b>	<i>Sargocentron spp., Neoniphon spp.</i>	Squirrelfishes (unspecified)/Sisi'ok/Chá'lak/ Sagsag/Hara/Sara/Gútch/Leet	16	\$52	\$3.25
	<b>Snappers</b>	Family: Lutjanidae	Inshore Snappers (unspecified)/Tagâfi/Buha/Buhan/Funai	86	\$259	\$3.01

FISHERY GROUP	Subgroup	Scientific Name	Local common name(s)	Lb Sold	Estimated Value	Price/Lb
			Kaka'ka/Sainan guilli/Mween/Moos/Mahacha/Saas/Póów			
	<b>Jacks &amp; Trevallies</b>	Family: Carangidae	Jacks (unspecified)/Tarakitun/Tarakitu/ Tarakiton/Seresch/Tchep/Opw/Oppw/Scheep/ l'e'e/l'e' (juv).. <i>Many other size-based names.</i>	890	\$2,405	\$2.70
	<b>Other Reef &amp; Inshore Fishes</b>	<i>Kyphosus spp.</i>	Rudderfishes/Guilli/Guillin/Guili/Guilen/ Reen/Réél/Schpwul	245	\$796	\$3.25
		Family: Mugilidae	Mullets (unspecified)/Pegge'/Aguas/Laiguan/ Aisatch/Araf/Aiyatur/Ayitur/Aitam	72	\$234	\$3.25
		Various (many) families	Reef fishes (unspecified)	16,292	\$52,624	\$3.23
<b>MISCELLANEOUS TAXA</b>	<b>Taxa/Habitat Unknown</b>	Unknown fish/invertebrates	Miscellaneous (unspecified)	62	\$150	\$2.42
<b>INVERTEBRATES</b>	<b>Crustaceans</b>	Infraorder: Brachyura	Crabs (unspecified)/lo/Panglao	16	\$48	\$3.00
		Infraorder: Achelata	Lobsters (unspecified)/Mahongang/Mahongan/ Pa'pangpang/Kapangpang	611	\$2,278	\$3.73
	<b>Mollusks</b>	<i>Octopus spp.</i>	Octopus/Gamson	772	\$2,324	\$3.01
<b>TOTAL</b>				<b>101,527</b>	<b>\$268,565</b>	<b>\$2.65</b>



Table C 7. Guam Estimated Commercial Landings: June 2013

FISHERY GROUP	Subgroup	Scientific Name	Local common name(s)	Lb Sold	Estimated Value	Price/Lb	
PELAGIC FISHES	Tunas	<i>Katsuwonus pelamis</i>	Skipjack tuna/Bunita/Bonito/Bonita/ Angaraap/Hangaraap	3,253	\$6,716	\$2.06	
		<i>Thunnus albacares</i>	Yellowfin tuna/Kacho/Taguw/Tag-hu tangir/ Taguar peras/Manguro/Makuro/O'maguro	781	\$1,744	\$2.23	
	Other Scombrids	<i>Acanthocybium solandri</i>	Wahoo/Toson	89	\$223	\$2.50	
		<i>Gymnosarda unicolor</i>	Dogtooth tuna/Owel/Ayúl	5	\$10	\$2.00	
	Billfishes	<i>Makaira mazara</i> , <i>Makaira nigricans</i> , <i>Istiompax indica</i> <i>Coryphaena hippurus</i> , <i>C. equiselis</i>	Marlins Båtto'/Guihan laggak/ Tagalaar/Taghalaar	4,677	\$8,302	\$1.78	
	Other Pelagics		Mahimahi/Botague/Dorado/Dorito	687	\$1,735	\$2.53	
		<i>Elagatis bipinnulata</i>	Rainbow runner/Buri/Achachon (small)/ Achenchon (lg)/Hallehe/Liyaw malúgh	7	\$16	\$2.25	
		<i>Sphyrnaena spp.</i>	Barracudas/Alu	68	\$153	\$2.25	
	BOTTOMFISHES	Snappers	<i>Aprion virescens</i>	Uku/Gray snapper/Gogunafon/ Gåsgasnafom/Aiwe/Halwe	30	\$90	\$3.00
			<i>Etelis carbunculus</i>	Ehu/Red snapper/Buninas agaga/ Tiginippug/Falaghal maróóbw	13	\$55	\$4.25
<i>Etelis coruscans</i>			Onaga/Red snapper/Buninas/ Karkar/Taighúlúpegh	32	\$168	\$5.25	
		<i>Pristipomoides filamentosus</i>	Opakapaka/Pink snapper/Buninas/ Falaghal-maróóbw	8	\$35	\$4.25	
		<i>Pristipomoides sieboldii</i>	Kalikali/Pink snapper/Buninas/Kakkar/ Falaghal-maróóbw	18	\$72	\$4.00	
		<i>Pristipomoides zonatus</i>	Gindai/Flower snapper/Buninas rayao amaríyu/ Tiginippug/Falaghal-maróóbw	13	\$55	\$4.25	
Groupers		Family: Serranidae	Groupers (unspecified)/Gádao	2	\$7	\$3.25	

FISHERY GROUP	Subgroup	Scientific Name	Local common name(s)	Lb Sold	Estimated Value	Price/Lb
	<b>Emperors</b>	Family: Lethrinidae	Emperors (unspecified) Mafuti/Mafute'/Lililok/Liliok/Uluul/Weyaw	71	\$230	\$3.25
	<b>Jacks &amp; Trevallies</b>	<i>Seriola dumerili</i>	Greater amberjack/Tarakiton tadong/ Bwehya/Meseyúgh/Meseyug	71	\$213	\$3.00
	<b>Other Carangids</b>	<i>Selar crumenophthalmus</i>	Bigeye scad/Atulai (sm)/Haiting (lg)/Peti/Patu	182	\$546	\$3.00
	<b>Mixed fishes (unspecified)</b>	Fam: Carangidae, Lutjanidae, Lethrinidae & Serranidae	Bottomfishes (unspecified)	22	\$72	\$3.25
<b>REEF &amp; INSHORE FISHES</b>	<b>Parrotfishes</b>	Family: Scaridae	Parrotfishes (unspecified) Palakse'/Lággua/Igan-wosch/Yóór/Yáár	926	\$3,010	\$3.25
	<b>Tangs, Surgeons, &amp; Unicornfishes</b>	<i>Acanthurus spp., Ctenochaetus spp.</i>	Surgeonfishes/tangs (unspecified) Kichu/Amoktan/Hiyok/Hugupao/Filáng/Filááng/ Iga/Igai/Móghk/Mowagh/Girárh/Limell Unicornfishes (unspecified)/Tataga (lg)/Guása (sm)/	96	\$312	\$3.25
		<i>Naso spp.</i>	Bwula/Bwuláálay/Libwoot merha/Igh-Falafal Rabbitfishes (unspecified)/Hiteng/Hitting/ Hiting (juv.)/Há'tang (adult)/Mañáhak/Menahac/	1,147	\$3,728	\$3.25
	<b>Rabbitfishes</b>	Family: Siganidae	Sesyon/Sesjun/Umwulé/Lleah/Penuwa/Palawa	9	\$36	\$4.00
	<b>Jacks &amp; Trevallies</b>	Family: Carangidae	Jacks (unspecified)/Tarakiton/Tarakitu/ Tarakiton/Seresch/Tchep/Opw/Oppw/Scheep/ l'e'e/l'e' (juv).. <i>Many other size-based names.</i>	51	\$156	\$3.06
	<b>Other Reef &amp; Inshore Fishes</b>	<i>Kyphosus spp.</i>	Rudderfishes/Guilli/Guillin/Guili/Guilen/ Reen/Réél/Schpwul	56	\$182	\$3.25
		Various (many) families	Reef fishes (unspecified)	1,071	\$3,479	\$3.25
<b>MISCELLANEOUS TAXA</b>	<b>Taxa/Habitat Unknown</b>	Unknown fish/invertebrates	Miscellaneous (unspecified)	101	\$272	\$2.69
<b>TOTAL</b>				<b>13,486</b>	<b>\$31,617</b>	<b>\$2.34</b>

Table C 8. Guam Estimated Commercial Landings: July 2013

FISHERY GROUP	Subgroup	Scientific Name	Local common name(s)	Lb Sold	Estimated Value	Price/Lb	
PELAGIC FISHES	Tunas	<i>Katsuwonus pelamis</i>	Skipjack tuna/Bunita/Bonito/Bonita/ Angaraap/Hangaraap	2,573	\$5,599	\$2.18	
		<i>Thunnus albacares</i>	Yellowfin tuna/Kacho/Taguw/Tag-hu tangir/ Taguw peras/Manguro/Makuro/O'maguro	1,048	\$2,378	\$2.27	
	Other Scombrids	<i>Acanthocybium solandri</i>	Wahoo/Toson	84	\$210	\$2.50	
		<i>Gymnosarda unicolor</i>	Dogtooth tuna/Owel/Ayúl	63	\$126	\$2.00	
	Billfishes	<i>Makaira mazara</i> , <i>Makaira nigricans</i> , <i>Istiompax indica</i>	Marlins Båtto'/Guihan laggak/ Tagalaar/Taghalaar	2,297	\$3,898	\$1.70	
		<i>Coryphaena hippurus</i> , <i>C. equiselis</i>	Mahimahi/Botague/Dorado/Dorito	134	\$281	\$2.10	
	BOTTOMFISHES	Snappers	<i>Elagatis bipinnulata</i>	Rainbow runner/Buri/Achachon (small)/ Achenchon (lg)/Hallehe/Liyaw malúgh	119	\$267	\$2.25
			<i>Sphyrnaena spp.</i>	Barracudas/Alu	111	\$237	\$2.14
			<i>Aphareus rutilans</i>	Lehi/Silverjaw/Alamen/Maróóbw	101	\$416	\$4.13
			<i>Aprion virescens</i>	Uku/Gray snapper/Gogunafon/ Gâsgasnafom/Aiwe/Halwe	12	\$36	\$3.00
<i>Etelis carbunculus</i>			Ehu/Red snapper/Buninas agaga/ Tiginippug/Falaghal maróóbw	31	\$130	\$4.25	
<i>Etelis coruscans</i>			Onaga/Red snapper/Buninas/ Karkar/Taighúlúpegh	40	\$207	\$5.25	
<i>Pristipomoides filamentosus</i>			Opakapaka/Pink snapper/Buninas/ Falaghal-maróóbw	42	\$176	\$4.18	
<i>Pristipomoides sieboldii</i>			Kalikali/Pink snapper/Buninas/Kakkar/ Falaghal-maróóbw	187	\$746	\$4.00	

FISHERY GROUP	Subgroup	Scientific Name	Local common name(s)	Lb Sold	Estimated Value	Price/Lb
			Gindai/Flower snapper/Buninas rayao amaríyu/ <i>Pristipomoides zonatus</i>	96	\$380	\$3.94
	<b>Emperors Small Carangids</b>	Family: Lethrinidae	Tiginippug/Falaghal-maróobw Emperors (unspecified) Mafuti/Mafute/Lililok/Liliok/Uluul/Weyaw	49	\$160	\$3.25
		<i>Selar crumenophthalmus</i>	Bigeye scad/Atulai (sm)/Haiting (lg)/Peti/Patu	1,922	\$4,587	\$2.39
	<b>Mixed fishes (unspecified)</b>	Fam: Carangidae, Lutjanidae, Lethrinidae & Serranidae	Bottomfishes (unspecified)	7	\$31	\$4.25
<b>REEF &amp; INSHORE FISHES</b>	<b>Parrotfishes</b>	Family: Scaridae	Parrotfishes (unspecified) Palakse/Lággua/Igan-wosch/Yóór/Yáár	1,193	\$3,877	\$3.25
	<b>Tangs, Surgeons &amp; Unicornfishes</b>	<i>Acanthurus spp.</i> , <i>Ctenochaetus spp.</i>	Surgeonfishes/tangs (unspecified) Kichu/Amoktan/Hiyok/Hugupao/Filáng/Filááng/ Iga/Igai/Móghk/Mowagh/Girárh/Limell Unicornfishes (unspecified)/Tataga (lg)/Guása (sm)/	313	\$1,016	\$3.25
		<i>Naso spp.</i>	Bwula/Bwuláálay/Libwoot merha/Igh-Falafal	3,183	\$10,346	\$3.25
	<b>Jacks &amp; Trevallies</b>	Family: Carangidae	Jacks (unspecified)/Tarakiton/Tarakitu/ Tarakiton/Seresch/Tchep/Opw/Oppw/Scheep/ l'e'e/l'e' (juv).. <i>Many other size-based names.</i>	182	\$422	\$2.32
	<b>Other Reef &amp; Inshore Fishes</b>	Various (many) families	Reef fishes (unspecified)	1,531	\$4,961	\$3.24
<b>MISCELLANEOUS TAXA</b>	<b>Taxa/Habitat Unknown</b>	Unknown fish/invertebrates	Miscellaneous (unspecified)	73	\$266	\$3.64
<b>INVERTEBRATES</b>	<b>Crustaceans</b>	Infraorder: Achelata	Lobsters (unspecified)/Mahongang/Mahongan/ Pa'pangpang/Kapangpang	168	\$632	\$3.75
	<b>Mollusks</b>	<i>Octopus spp.</i>	Octopus/Gamson	42	\$126	\$3.00
<b>TOTAL</b>				<b>15,601</b>	<b>\$41,511</b>	<b>\$2.66</b>

Table C 9. Guam Estimated Commercial Landings: August 2013

FISHERY GROUP	Subgroup	Scientific Name	Local common name(s)	Lb Sold	Estimated Value	Price/Lb	
PELAGIC FISHES	Tunas	<i>Katsuwonus pelamis</i>	Skipjack tuna/Bunita/Bonito/Bonita/ Angaraap/Hangaraap	1,532	\$3,425	\$2.24	
		<i>Thunnus albacares</i>	Yellowfin tuna/Kacho/Taguw/Tag-hu tangir/ Taguw peras/Manguro/Makuro/O'maguro	1,348	\$3,282	\$2.43	
	Other Scombrids	<i>Acanthocybium solandri</i>	Wahoo/Toson	178	\$435	\$2.45	
		<i>Gymnosarda unicolor</i>	Dogtooth tuna/Owel/Ayúl	29	\$51	\$1.75	
	Billfishes	<i>Makaira mazara</i> , <i>Makaira nigricans</i> , <i>Istiompax indica</i> <i>Coryphaena hippurus</i> , <i>C. equiselis</i>	Marlins Båtto'/Guihan laggak/ Tagalaar/Taghalaar	7,609	\$12,380	\$1.63	
	Other Pelagics		Mahimahi/Botague/Dorado/Dorito	34	\$85	\$2.50	
		<i>Elagatis bipinnulata</i>	Rainbow runner/Buri/Achachon (small)/ Achenchon (lg)/Hallehe/Liyaw malúgh	141	\$318	\$2.25	
		<i>Sphyraena spp.</i>	Barracudas/Alu	94	\$198	\$2.10	
	BOTTOMFISHES	Snappers	<i>Aphareus rutilans</i>	Lehi/Silverjaw/Alamen/Maróóbw	24	\$102	\$4.25
			<i>Aprion virescens</i>	Uku/Gray snapper/Gogunafon/ Gâsgasnafom/Aiwe/Halwe	31	\$101	\$3.25
<i>Etelis carbunculus</i>			Ehu/Red snapper/Buninas agaga/ Tiginippug/Falaghal maróóbw	79	\$337	\$4.25	
<i>Etelis coruscans</i>			Onaga/Red snapper/Buninas/ Karkar/Taighúlúpegh	151	\$793	\$5.25	
<i>Pristipomoides filamentosus</i>			Opakapaka/Pink snapper/Buninas/ Falaghal-maróóbw	67	\$285	\$4.25	
<i>Pristipomoides sieboldii</i>			Kalikali/Pink snapper/Buninas/Kakkar/ Falaghal-maróóbw	182	\$721	\$3.97	
<i>Pristipomoides zonatus</i>			Gindai/Flower snapper/Buninas rayao amaríyu/ Tiginippug/Falaghal-maróóbw	70	\$299	\$4.25	

FISHERY GROUP	Subgroup	Scientific Name	Local common name(s)	Lb Sold	Estimated Value	Price/Lb
	<b>Groupers</b>	Family: Serranidae	Groupers (unspecified)/Gádao	49	\$155	\$3.18
	<b>Emperors</b>	Family: Lethrinidae	Emperors (unspecified) Mafuti/Mafute/Lililok/Liliok/Uluul/Weyaw	127	\$402	\$3.18
	<b>Other Carangids</b>	<i>Selar crumenophthalmus</i>	Bigeye scad/Atulai (sm)/Haiting (lg)/Peti/Patu	349	\$932	\$2.67
	<b>Mixed fishes (unspecified)</b>	Fam: Carangidae, Lutjanidae, Lethrinidae & Serranidae	Bottomfishes (unspecified)	14	\$60	\$4.25
<b>REEF &amp; INSHORE FISHES</b>	<b>Parrotfishes</b>	Family: Scaridae	Parrotfishes (unspecified) Palakse/Lággua/Igan-wosch/Yóór/Yáár	1,994	\$6,480	\$3.25
	<b>Tangs, Surgeons &amp; Unicornfishes</b>	<i>Acanthurus spp., Ctenochaetus spp.</i>	Surgeonfishes/tangs (unspecified) Kichu/Amoktan/Hiyok/Hugupao/Filáng/Filáang/ Iga/Igai/Móghk/Mowagh/Girárh/Limell Unicornfishes (unspecified)/Tataga (lg)/Guása (sm)	297	\$958	\$3.23
		<i>Naso spp.</i>	Bwula/Bwuláálay/Libwoot merha/Igh-Falafal Inshore Snappers (unspecified)/Tagáfi/Buha/Buhan/Funai Kaka'ka'/Sainan	3,198	\$10,361	\$3.24
	<b>Snappers</b>	Family: Lutjanidae	guilli/Mween/Moos/Mahacha/Saas/Póów	71	\$214	\$3.00
	<b>Jacks &amp; Trevallies</b>	Family: Carangidae	Jacks (unspecified)/Tarakitun/Tarakitu/ Tarakiton/Seresch/Tchep/Opw/Oppw/Scheep/ I'e'e/I'e' (juv). <i>Many other size-based names.</i>	14	\$46	\$3.25
	<b>Other Reef &amp; Inshore Fishes</b>	Various (many) families	Reef fishes (unspecified)	2,038	\$6,478	\$3.18

<b>MISCELLANEOUS TAXA</b>	<b>Taxa/Habitat</b>					
	<b>Unknown</b>	Unknown fish/invertebrates	Miscellaneous (unspecified)	245	\$735	\$3.00
<b>INVERTEBRATES</b>	<b>Crustaceans</b>	Infraorder: Brachyura	Lobsters (unspecified)/Mahongang/Mahongan/ Pa'pangpang/Kapangpang	166	\$621	\$3.75
	<b>Mollusks</b>	<i>Octopus spp.</i>	Octopus/Gamson	241	\$724	\$3.00
<b>TOTAL</b>				<b>20,372</b>	<b>\$50,978</b>	<b>\$2.50</b>

Table C 10. Guam Estimated Commercial Landings: September 2013

FISHERY GROUP	Subgroup	Scientific Name	Local common name(s)	Lb Sold	Estimated Value	Price/Lb	
PELAGIC FISHES	Tunas	<i>Katsuwonus pelamis</i>	Skipjack tuna/Bunita/Bonito/Bonita/ Angaraap/Hangaraap	983	\$2,244	\$2.28	
		<i>Thunnus albacares</i>	Yellowfin tuna/Kacho/Taguw/Tag-hu tangir/ Taguw peras/Manguro/Makuro/O'maguro	147	\$346	\$2.36	
	Other Scombrids	<i>Acanthocybium solandri</i>	Wahoo/Toson	259	\$655	\$2.53	
		<i>Gymnosarda unicolor</i>	Dogtooth tuna/Owel/Ayúl	186	\$372	\$2.00	
	Billfishes	<i>Makaira mazara</i> , <i>Makaira nigricans</i> , <i>Istiompax indica</i> <i>Coryphaena hippurus</i> , <i>C.</i>	Marlins Båtto'/Guihan laggak/ Tagalaar/Taghalaar	2,218	\$3,706	\$1.67	
	Other Pelagics	<i>equiselis</i>	Mahimahi/Botague/Dorado/Dorito	13	\$33	\$2.50	
		<i>Elagatis bipinnulata</i>	Rainbow runner/Buri/Achachon (small)/ Achenchon (lg)/Hallehe/Liyaw malúgh	44	\$102	\$2.32	
		<i>Sphyraena spp.</i>	Barracudas/Alu	122	\$247	\$2.02	
	BOTTOMFISHES	Snappers	<i>Aphareus rutilans</i>	Lehi/Silverjaw/Alamen/Maróóbw	34	\$135	\$4.00
			<i>Aprion virescens</i>	Uku/Gray snapper/Gogunafon/ Gâsgasnafom/Aiwe/Halwe	27	\$84	\$3.10
<i>Etelis carbunculus</i>			Ehu/Red snapper/Buninas agaga/ Tiginippug/Falaghal maróóbw	157	\$669	\$4.25	
<i>Etelis coruscans</i>			Onaga/Red snapper/Buninas/ Karkar/Taighúlúpegh	33	\$172	\$5.25	
<i>Pristipomoides filamentosus</i>			Opakapaka/Pink snapper/Buninas/ Falaghal-maróóbw	56	\$238	\$4.25	
<i>Pristipomoides sieboldii</i>			Kalikali/Pink snapper/Buninas/Kakkar/ Falaghal-maróóbw	159	\$636	\$4.00	
<i>Pristipomoides zonatus</i>			Gindai/Flower snapper/Buninas rayao amariyu/ Tiginippug/Falaghal-maróóbw	56	\$238	\$4.25	



FISHERY GROUP	Subgroup	Scientific Name	Local common name(s)	Lb Sold	Estimated Value	Price/Lb
REEF & INSHORE FISHES	Groupers	Family: Serranidae	Groupers (unspecified)/Gádao	10	\$33	\$3.25
	Emperors Other	Family: Lethrinidae	Emperors (unspecified) Mafuti/Mafute'/Lililok/Liliok/Uluul/Weyaw	72	\$234	\$3.25
	Carangids	<i>Selar crumenophthalmus</i>	Bigeye scad/Atulai (sm)/Haiting (lg)/Peti/Patu	364	\$963	\$2.65
	Parrotfishes	Family: Scaridae	Parrotfishes (unspecified) Palakse'/Lággua/Igan-wosch/Yóór/Yáár	471	\$1,528	\$3.24
	Tangs, Surgeons, & Unicornfishes	<i>Acanthurus spp.</i> , <i>Ctenochaetus spp.</i>	Surgeonfishes/tangs (unspecified) Kichu/Amoktan/Hiyok/Hugupao/Filáng/Filáang/ lga/lgai/Móghk/Mowagh/Girárh/Limell Unicornfishes (unspecified)/Tataga (lg)/Guása (sm)/	114	\$371	\$3.25
		<i>Naso spp.</i>	Bwula/Bwuláálay/Libwoot merha/Igh-Falafal Goatfishes	1,070	\$3,450	\$3.22
	Goatfishes	Family: Mullidae	(unspecified)/Salmoneti/Satmonetiyu Satmoneti/Samoneti/Ti'ao/Uwey/Fanisi/Reewin <i>Names also relate to size classes.</i>	193	\$639	\$3.31
	Jacks & Trevallies	Family: Carangidae	Jacks (unspecified)/Tarakitun/Tarakitu/ Tarakiton/Seresch/Tchep/Opw/Oppw/Scheep/ l'e'e/l'e' (juv).. <i>Many other size-based names.</i>	143	\$376	\$2.63
	Other Reef & Inshore Fishes	Family: Mugilidae	Mullets (unspecified)/Pegge'/Aguas/Laiguan/ Aisatch/Araf/Aiyatur/Ayitur/Aitam	72	\$234	\$3.25
		Various (many) families	Reef fishes (unspecified)	1,745	\$5,650	\$3.24
INVERTEBRATES	Crustaceans	Infraorder: Brachyura	Crabs (unspecified)/lo/Panglao	16	\$48	\$3.00
		Infraorder: Achelata	Lobsters (unspecified)/Mahongang/Mahongan/ Pa'pangpang/Kapangpang	127	\$476	\$3.75
	Mollusks	<i>Octopus spp.</i>	Octopus/Gamson	22	\$66	\$3.00
<b>TOTAL</b>				<b>8,913</b>	<b>\$23,945</b>	<b>\$2.69</b>

Table C 11. Guam Estimated Commercial Landings: October 2013

FISHERY GROUP	Subgroup	Scientific Name	Local common name(s)	Lb Sold	Estimated Value	Price/Lb
PELAGIC FISHES	Tunas	<i>Katsuwonus pelamis</i>	Skipjack tuna/Bunita/Bonito/Bonita/ Angaraap/Hangaraap	369	\$830	\$2.25
		<i>Thunnus albacares</i>	Yellowfin tuna/Kacho/Taguw/Tag-hu tangir/ Taguw peras/Manguro/Makuro/O'maguro	110	\$256	\$2.32
	Other Scombrids	<i>Acanthocybium solandri</i>	Wahoo/Toson	48	\$114	\$2.36
	Billfishes	<i>Makaira mazara, Makaira nigricans, Istiompax indica</i>	Marlins Båtto'/Guihan laggak/ Tagalaar/Taghalaar	484	\$1,016	\$2.10
		Other Pelagics	<i>Coryphaena hippurus, C. equiselis</i>	Mahimahi/Botague/Dorado/Dorito	92	\$230
		<i>Elagatis bipinnulata</i>	Rainbow runner/Buri/Achachon (small)/ Achenchon (lg)/Hallehe/Liyaw malúgh	72	\$162	\$2.25
		<i>Sphyræna spp.</i>	Barracudas/Alu	59	\$129	\$2.19
BOTTOMFISHES	Snappers	<i>Aprion virescens</i>	Uku/Gray snapper/Gogunafon/ Gâsgasnafom/Aiwe/Halwe	15	\$45	\$3.00
		<i>Etelis carbunculus</i>	Ehu/Red snapper/Buninas agaga/ Tiginippug/Falaghal maróóbw	6	\$26	\$4.25
		<i>Pristipomoides filamentosus</i>	Opakapaka/Pink snapper/Buninas/ Falaghal-maróóbw	16	\$68	\$4.25
	Groupers	<i>Pristipomoides sieboldii</i>	Kalikali/Pink snapper/Buninas/Kakkar/ Falaghal-maróóbw	2	\$8	\$4.00
		Family: Serranidae	Groupers (unspecified)/Gádao	7	\$23	\$3.25
	Emperors Other Carangids	Family: Lethrinidae	Emperors (unspecified) Mafuti/Mafute'/Lililok/Liliok/Uluul/Weyaw	11	\$36	\$3.25
	<i>Selar crumenophthalmus</i>	Bigeye scad/Atulai (sm)/Haiting (lg)/Peti/Patu	44	\$110	\$2.50	

FISHERY GROUP	Subgroup	Scientific Name	Local common name(s)	Lb Sold	Estimated Value	Price/Lb
REEF & INSHORE FISHES	Parrotfishes Tangs, Surgeons, & Unicornfishes	Family: Scaridae	Parrotfishes (unspecified) Palakse/Låggua/Igan-wosch/Yóór/Yáár Unicornfishes (unspecified)/Tataga (lg)/Guåsa (sm)/	296	\$962	\$3.25
		<i>Naso spp.</i>	Bwula/Bwuláálay/Libwoot merha/Igh-Falafal	88	\$286	\$3.25
	Other Reef & Inshore Fishes	Various (many) families	Reef fishes (unspecified)	623	\$1,968	\$3.16
INVERTEBRATES	Mollusks	<i>Octopus spp.</i>	Octopus/Gamson	18	\$54	\$3.00
<b>TOTAL</b>				<b>2,360</b>	<b>\$6,323</b>	<b>\$2.68</b>

Table C 12. Guam Estimated Commercial Landings: November 2013

FISHERY GROUP	Subgroup	Scientific Name	Local common name(s)	Lb Sold	Estimated Value	Price/Lb
PELAGIC FISHES	Tunas	<i>Katsuwonus pelamis</i>	Skipjack tuna/Bunita/Bonito/Bonita/ Angaraap/Hangaraap	347	\$781	\$2.25
			Yellowfin tuna/Kacho/Taguw/Tag-hu tangir/ Taguw peras/Manguro/Makuro/O'maguro	359	\$948	\$2.64
	Other Scombrids	<i>Acanthocybium solandri</i> <i>Gymnosarda unicolor</i>	Wahoo/Toson	9,301	\$21,438	\$2.30
			Dogtooth tuna/Owel/Ayúl	38	\$72	\$1.88
	Billfishes	<i>Istiophorus platypterus</i> <i>Makaira mazara, Makaira nigricans, Istiompax indica</i>	Sailfish/Guihan layak/Tagalaar/Taghalaar	192	\$288	\$1.50
			Marlins Båtto'/Guihan laggak/ Tagalaar/Taghalaar	525	\$1,024	\$1.95
	Other Pelagics	<i>Coryphaena hippurus, C. equiselis</i> <i>Elagatis bipinnulata</i> <i>Sphyraena spp.</i>	Mahimahi/Botague/Dorado/Dorito	4,736	\$11,685	\$2.47
			Rainbow runner/Buri/Achachon (small)/ Achenchon (lg)/Hallehe/Liyaw malúgh	257	\$578	\$2.25
			Barracudas/Alu	89	\$176	\$1.98
	BOTTOMFISHES	Snappers	<i>Pristipomoides sieboldii</i> <i>Pristipomoides zonatus</i>	Kalikali/Pink snapper/Buninas/Kakkar/ Falaghal-maróóbw Gindai/Flower snapper/Buninas rayao amaríyu/	10	\$40
Tiginippug/Falaghal-maróóbw				24	\$102	\$4.25
Groupers		Family: Serranidae	Groupers (unspecified)/Gádao	2	\$7	\$3.25
Emperors Other		Family: Lethrinidae	Emperors (unspecified) Mafuti/Mafute'/Lililok/Liliok/Uluul/Weyaw	7	\$24	\$3.25
Carangids		<i>Selar crumenophthalmus</i>	Bigeye scad/Atulai (sm)/Haiting (lg)/Peti/Patu	223	\$567	\$2.54
REEF & INSHORE FISHES	Parrotfishes	Family: Scaridae	Parrotfishes (unspecified) Palakse'/Lággua/Igan-wosch/Yóór/Yáár	838	\$2,724	\$3.25

FISHERY GROUP	Subgroup	Scientific Name	Local common name(s)	Lb Sold	Estimated Value	Price/Lb
	<b>Tangs, Surgeons, &amp; Unicornfishes</b>	<i>Acanthurus spp.</i> , <i>Ctenochaetus spp.</i>	Surgeonfishes/tangs (unspecified) Kichu/Amoktan/Hiyok/Hugupao/Filáng/Filáang/Iga/Igai/Móghk/Mowagh/Girárh/Limell Unicornfishes (unspecified)/Tataga (lg)/Guåsa (sm)	46	\$150	\$3.25
		<i>Naso spp.</i>	Bwula/Bwuláalay/Libwoot merha/Igh-Falafal	1,179	\$3,832	\$3.25
	<b>Other Reef &amp; Inshore Fishes</b>	<i>Kyphosus spp.</i>	Rudderfishes/Guilli/Guillin/Guili/Guilen/Reen/Réél/Schpwul	189	\$614	\$3.25
		Various (many) families	Reef fishes (unspecified)	930	\$3,022	\$3.25
<b>INVERTEBRATES</b>	<b>Crustaceans</b>	Infraorder: Achelata	Lobsters (unspecified)/Mahongang/Mahongan/Pa'pangpang/Kapangpang	15	\$55	\$3.75
<b>TOTAL</b>				<b>19,307</b>	<b>\$48,127</b>	<b>\$2.49</b>

Table C 13. Guam Estimated Commercial Landings: December 2013

FISHERY GROUP	Subgroup	Scientific Name	Local common name(s)	Lb Sold	Estimated Value	Price/Lb	
PELAGIC FISHES	Tunas	<i>Katsuwonus pelamis</i>	Skipjack tuna/Bunita/Bonito/Bonita/ Angaraap/Hangaraap	286	\$660	\$2.31	
		<i>Thunnus albacares</i>	Yellowfin tuna/Kacho/Taguw/Tag-hu tangir/ Taguw peras/Manguro/Makuro/O'maguro	61	\$136	\$2.22	
	Other Scombrids	<i>Acanthocybium solandri</i>	Wahoo/Toson	9,204	\$22,159	\$2.41	
		<i>Gymnosarda unicolor</i>	Dogtooth tuna/Owel/Ayúl	10	\$15	\$1.50	
	Billfishes	<i>Istiophorus platypterus</i>	Sailfish/Guihan layak/Tagalaar/Taghalaar	344	\$516	\$1.50	
		<i>Makaira mazara</i> , <i>Makaira nigricans</i> , <i>Istiompax indica</i> <i>Coryphaena hippurus</i> , <i>C. equiselis</i>	Marlins Båtto'/Guihan laggak/ Tagalaar/Taghalaar	298	\$522	\$1.75	
	Other Pelagics		<i>Mahimahi/Botague/Dorado/Dorito</i>	3,606	\$8,306	\$2.30	
			<i>Elagatis bipinnulata</i>	Rainbow runner/Buri/Achachon (small)/ Achenchon (lg)/Hallehe/Liyaw malúgh	62	\$140	\$2.25
			<i>Sphyræna spp.</i>	Barracudas/Alu	64	\$144	\$2.25
	BOTTOMFISHES	Snappers	<i>Aprion virescens</i>	Uku/Gray snapper/Gogunafon/ Gâsgasnafom/Aiwe/Halwe	13	\$44	\$3.25
<i>Etelis carbunculus</i>			Ehu/Red snapper/Buninas agaga/ Tiginippug/Falaghal maróóbw Gindai/Flower snapper/Buninas rayao amaríyu/	8	\$34	\$4.25	
<i>Pristipomoides zonatus</i>			Tiginippug/Falaghal-maróóbw	12	\$53	\$4.25	
Groupers		Family: Serranidae	Groupers (unspecified)/Gádao	3	\$9	\$3.25	
Emperors		Family: Lethrinidae	Emperors (unspecified) Mafuti/Mafute'/Lililok/Liliok/Uluul/Weyaw	22	\$72	\$3.25	
Other Carangids		<i>Selar crumenophthalmus</i>	Bigeye scad/Atulai (sm)/Haiting (lg)/Peti/Patu	366	\$915	\$2.50	

FISHERY GROUP	Subgroup	Scientific Name	Local common name(s)	Lb Sold	Estimated Value	Price/Lb
<b>REEF &amp; INSHORE FISHES</b>	<b>Parrotfishes</b>	Family: Scaridae	Parrotfishes (unspecified) Palakse/Lågguá/Igan-wosch/Yóór/Yáár	1,090	\$3,543	\$3.25
	<b>Tangs, Surgeons &amp; Unicornfishes</b>	<i>Acanthurus spp., Ctenochaetus spp.</i>	Surgeonfishes/tangs (unspecified) Kichu/Amoktan/Hiyok/Hugupao/Filáng/Filááng/ Iga/Igai/Móghk/Mowagh/Girárh/Limell Unicornfishes (unspecified)/Tataga (Ig)/Guása (sm)/	50	\$161	\$3.22
		<i>Naso spp.</i>	Bwula/Bwuláálay/Libwot merha/Igh-Falafal	512	\$1,664	\$3.25
	<b>Jacks &amp; Trevallies</b>	Family: Carangidae	Jacks (unspecified)/Tarakitun/Tarakitu/ Tarakiton/Seresch/Tchep/Opw/Oppw/Scheep/ l'e'e/l'e' (juv).. <i>Many other size-based names.</i>	120	\$306	\$2.56
	<b>Other Reef &amp; Inshore Fishes</b>	Various (many) families	Reef fishes (unspecified)	765	\$2,455	\$3.21
<b>MISCELLANEOUS TAXA</b>	<b>Taxa/Habitat Unknown</b>	Unknown fish/invertebrates	Miscellaneous (unspecified) Lobsters (unspecified)/Mahongang/Mahongan/ Pa'pangpang/Kapangpang	18	\$45	\$2.50
<b>INVERTEBRATES</b>	<b>Crustaceans</b>	Infraorder: Achelata		22	\$83	\$3.75
<b>TOTAL</b>				<b>16,936</b>	<b>\$41,982</b>	<b>\$2.48</b>

## Guam Figures

The following are summary figures of the major species and species groups by month:

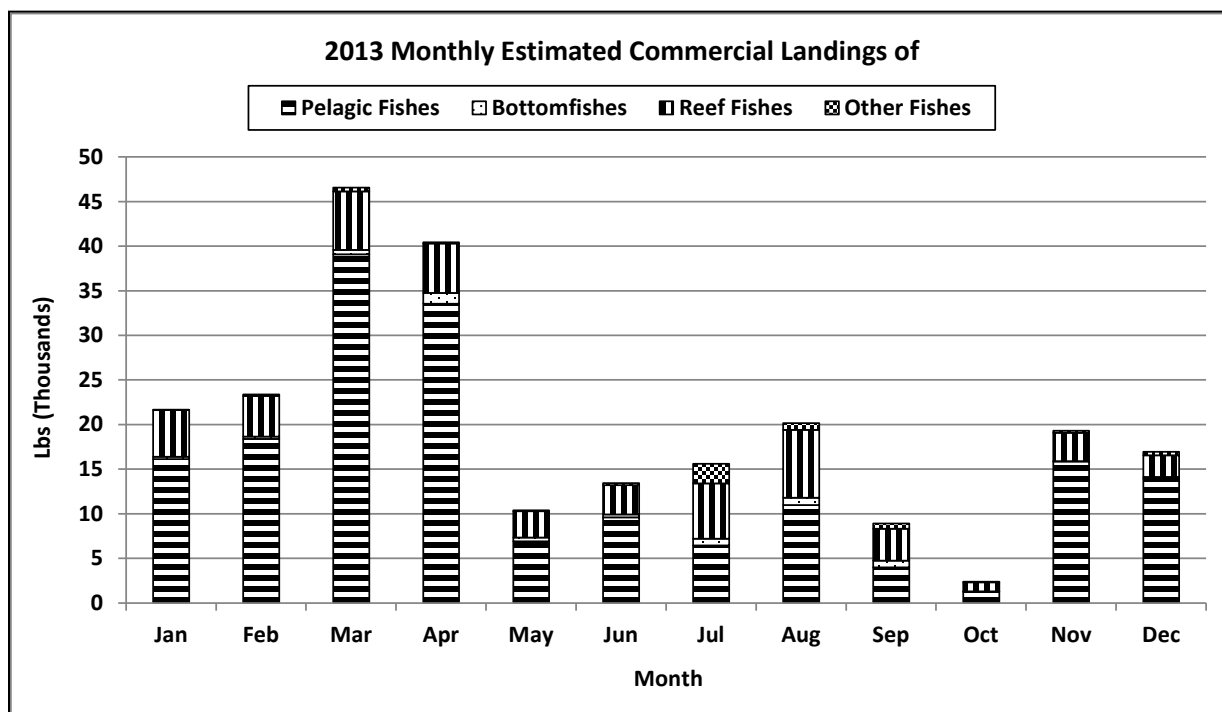


Figure C 1 1. 2013 Monthly estimated commercial landings of pelagic fishes, bottomfishes, reef fishes, and other fishes



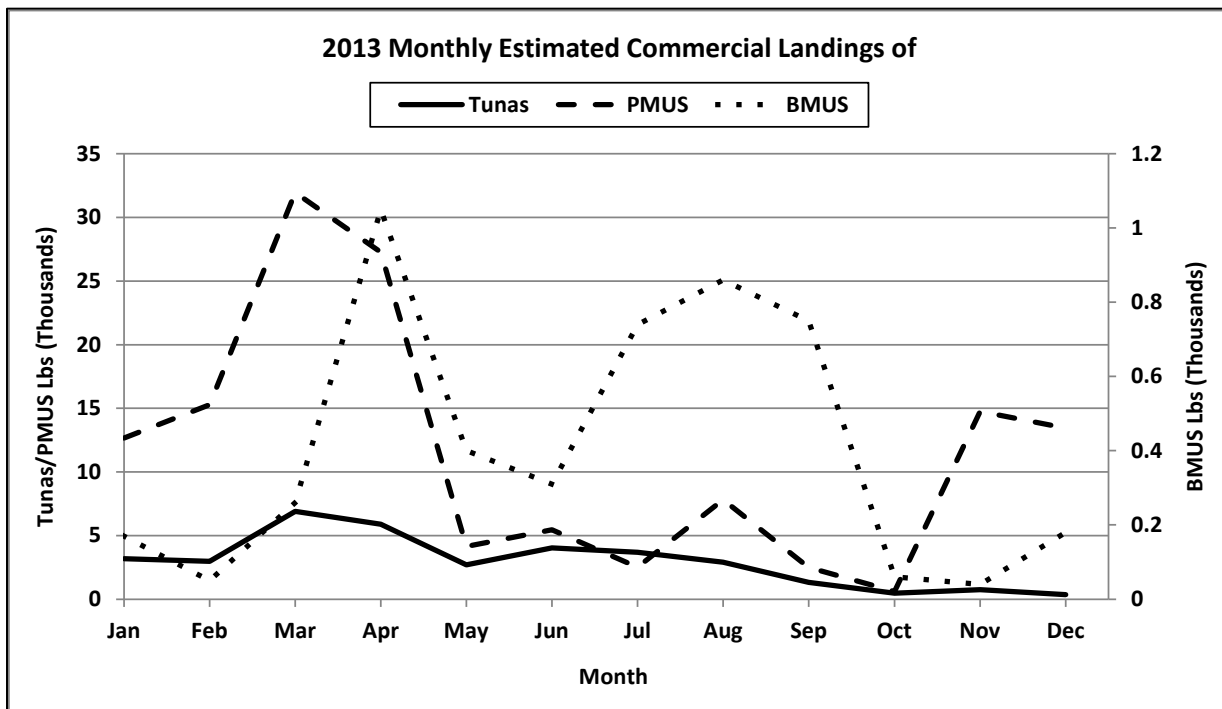


Figure C 1 2. 2013 Monthly estimated commercial landings of tunas, PMUS, and BMUS

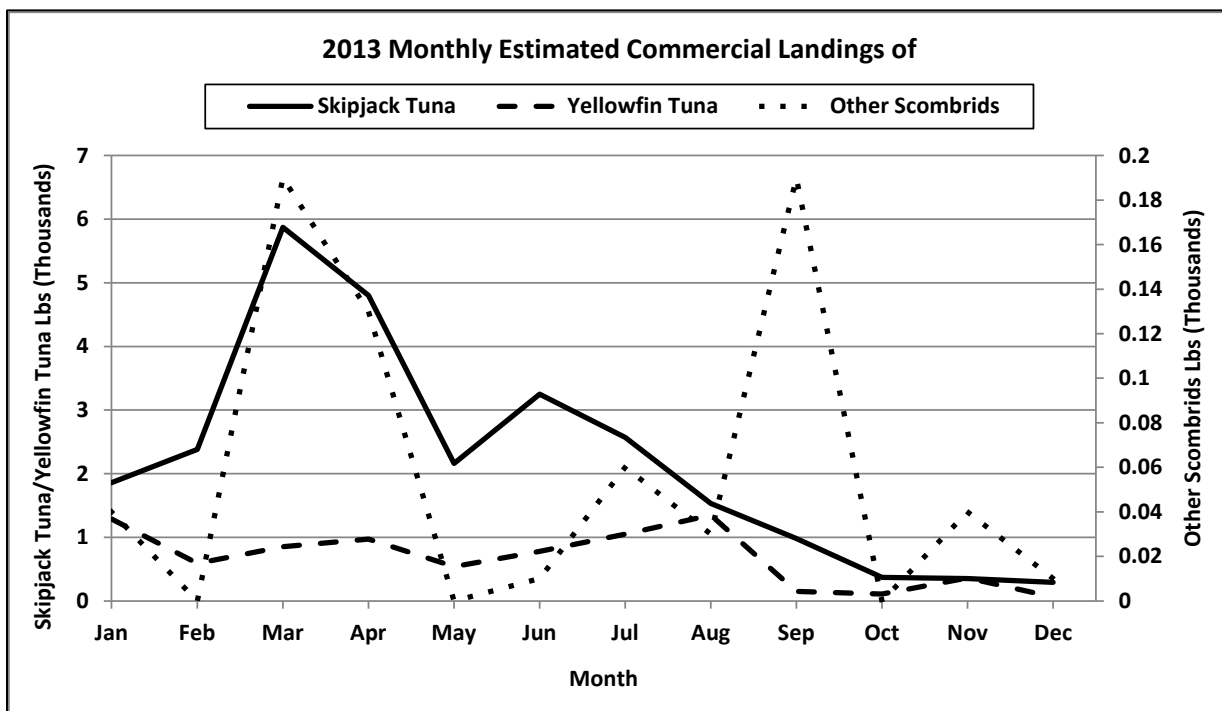


Figure C 1 3. 2013 Monthly estimated commercial landings of skipjack tuna, yellowfin tuna, and other scombrids

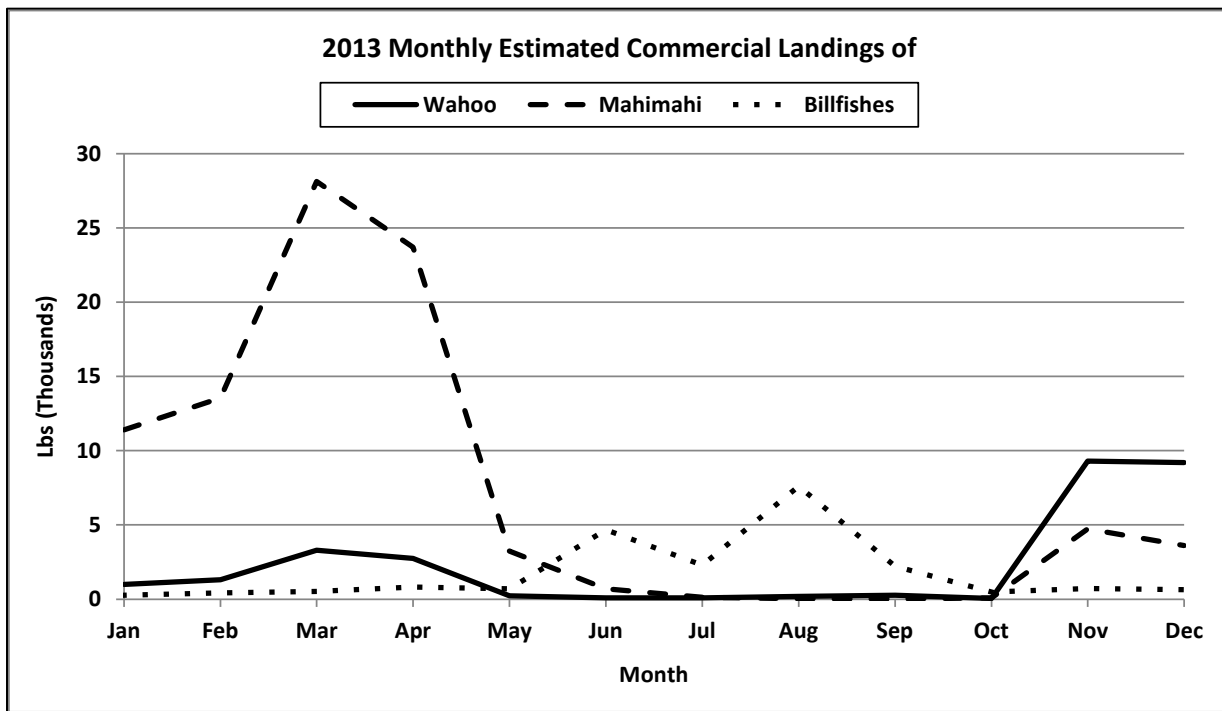


Figure C 1 4. 2013 Monthly estimated commercial landings of wahoo, mahimahi, and billfishes

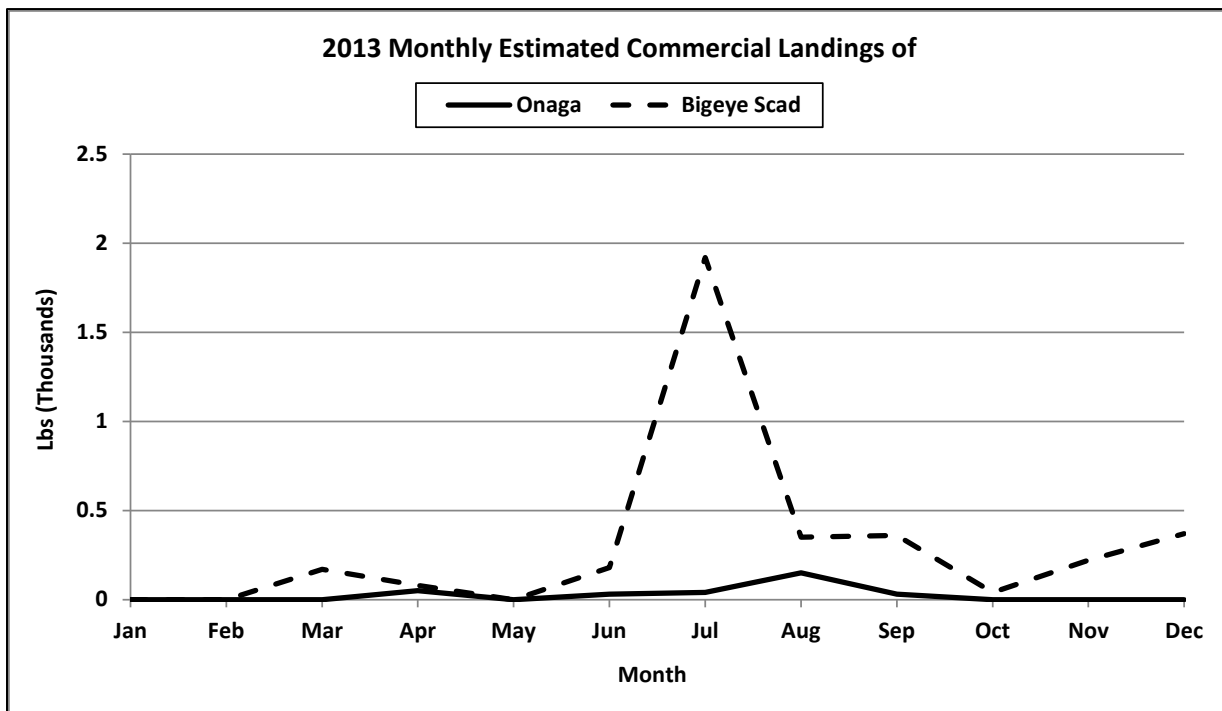


Figure C 1 5. 2013 Monthly estimated commercial landings of onaga and bigeye scad

The following are seasonality plots for the major species or species groups, showing the average weight landed during each month for all years combined:

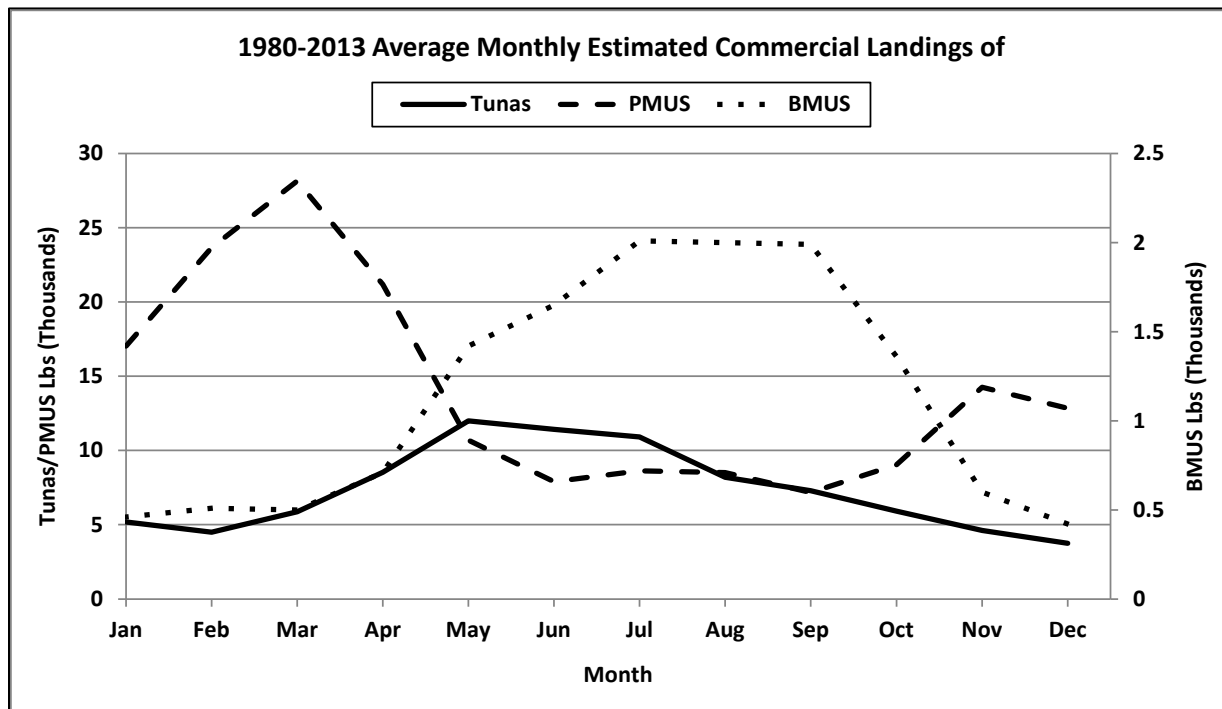


Figure C 2 1. 1980–2013 Average monthly estimated commercial landings of tunas, PMUS, and BMUS

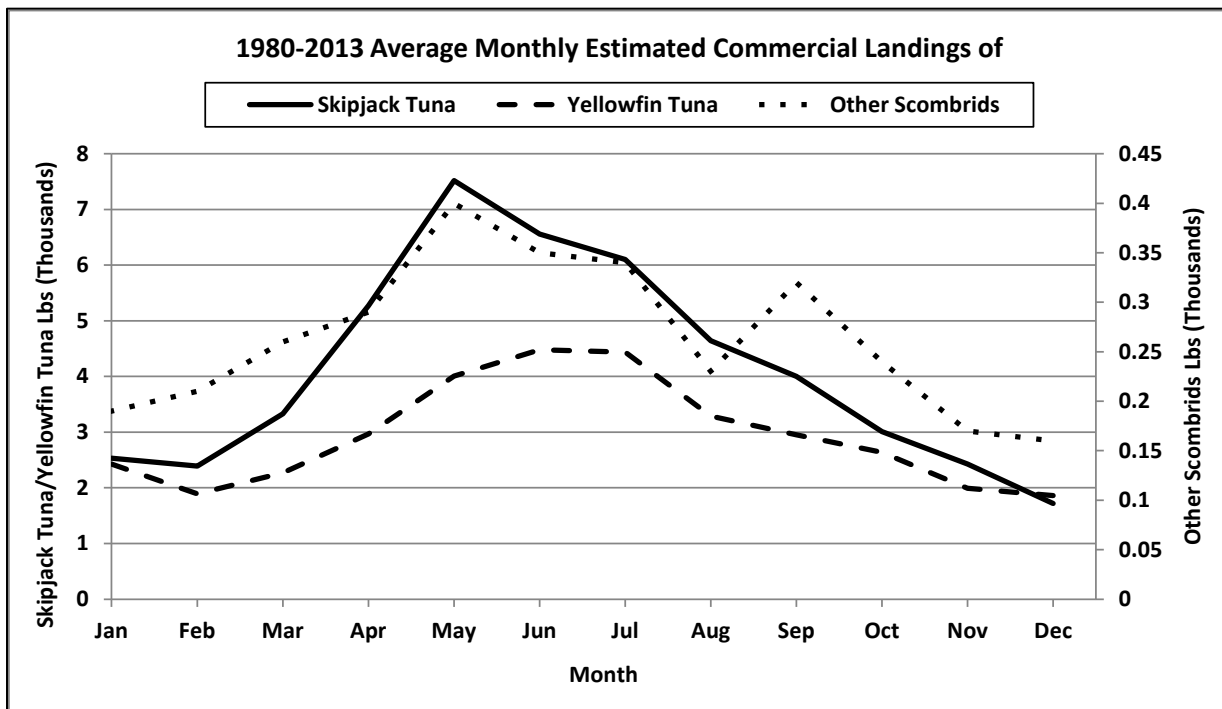


Figure C 2 2. 1980–2013 Average monthly estimated commercial landings of skipjack tuna, yellowfin tuna, and other scombrids

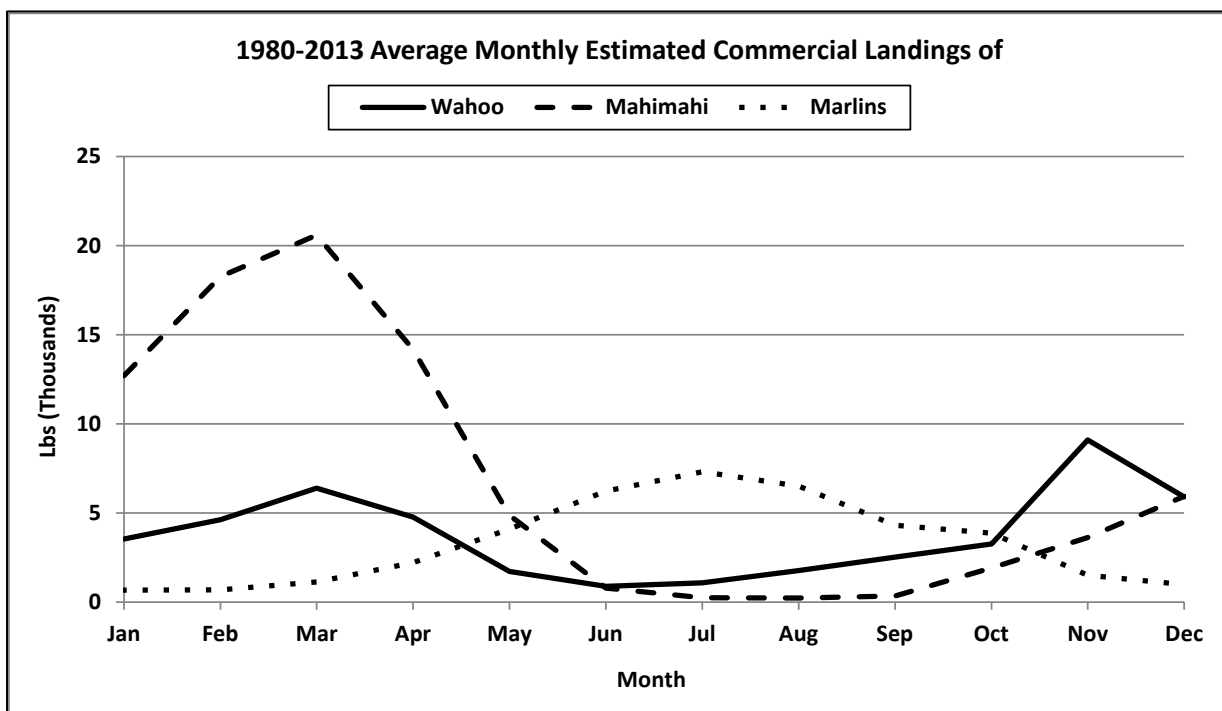


Figure C 2 3. 1980–2013 Average monthly estimated commercial landings of wahoo, mahimahi, and marlins

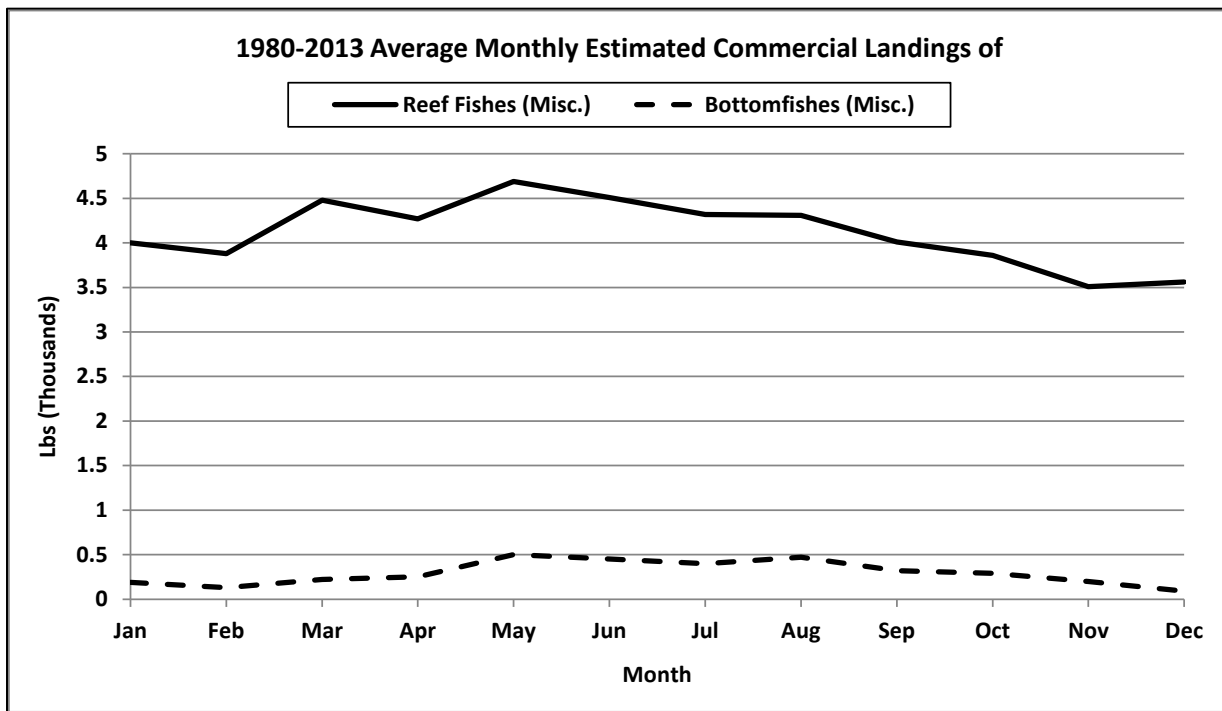


Figure C 2 4. 1980–2013 Average monthly estimated commercial landings of reef fishes (misc.) and bottomfishes (misc.)

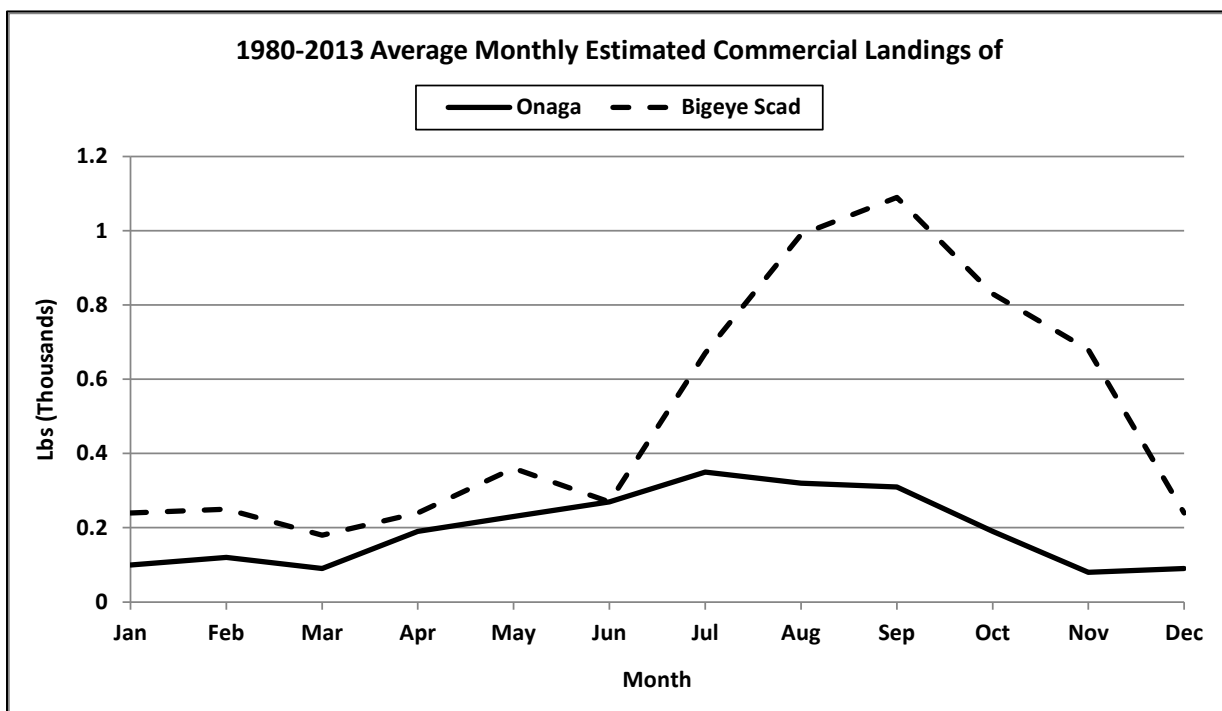


Figure C 2 5. 1980–2013 Average monthly estimated commercial landings of onaga and bigeye scad

The following figures plot annual summary statistics to illustrate the variability among years:

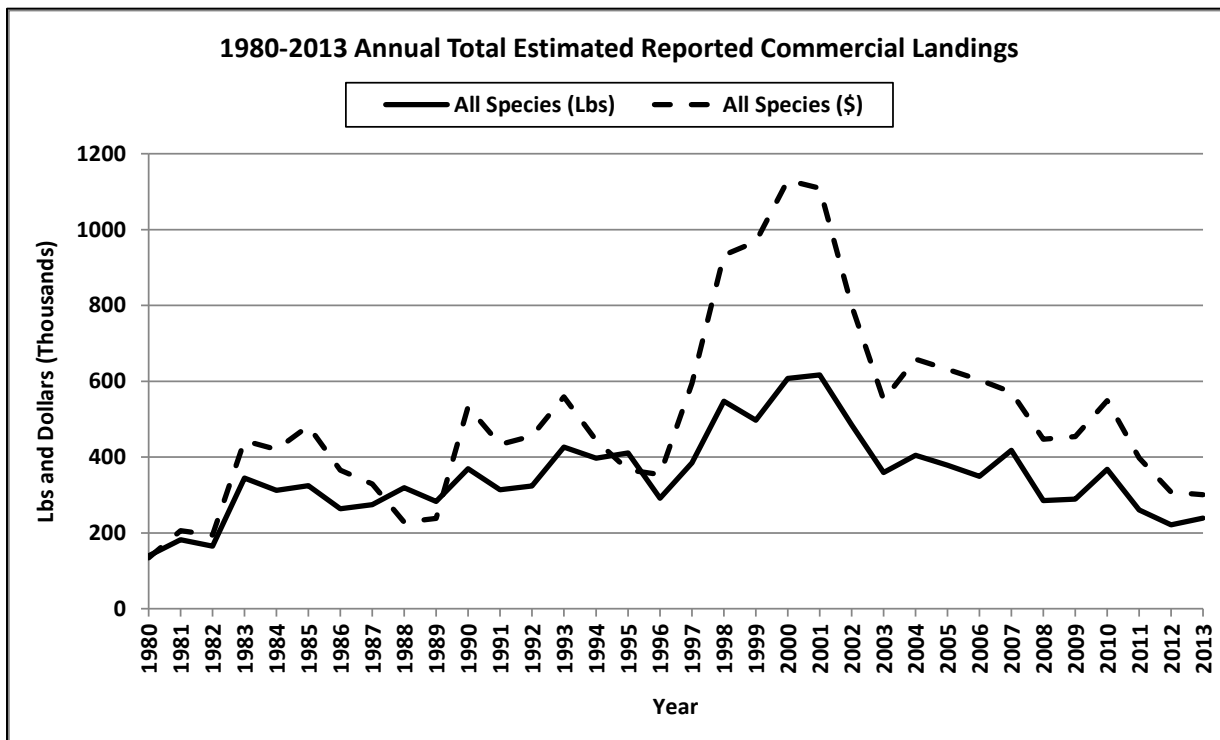


Figure C 3 1. 1980–2013 Annual total estimated commercial landings of all species in pounds and dollars.

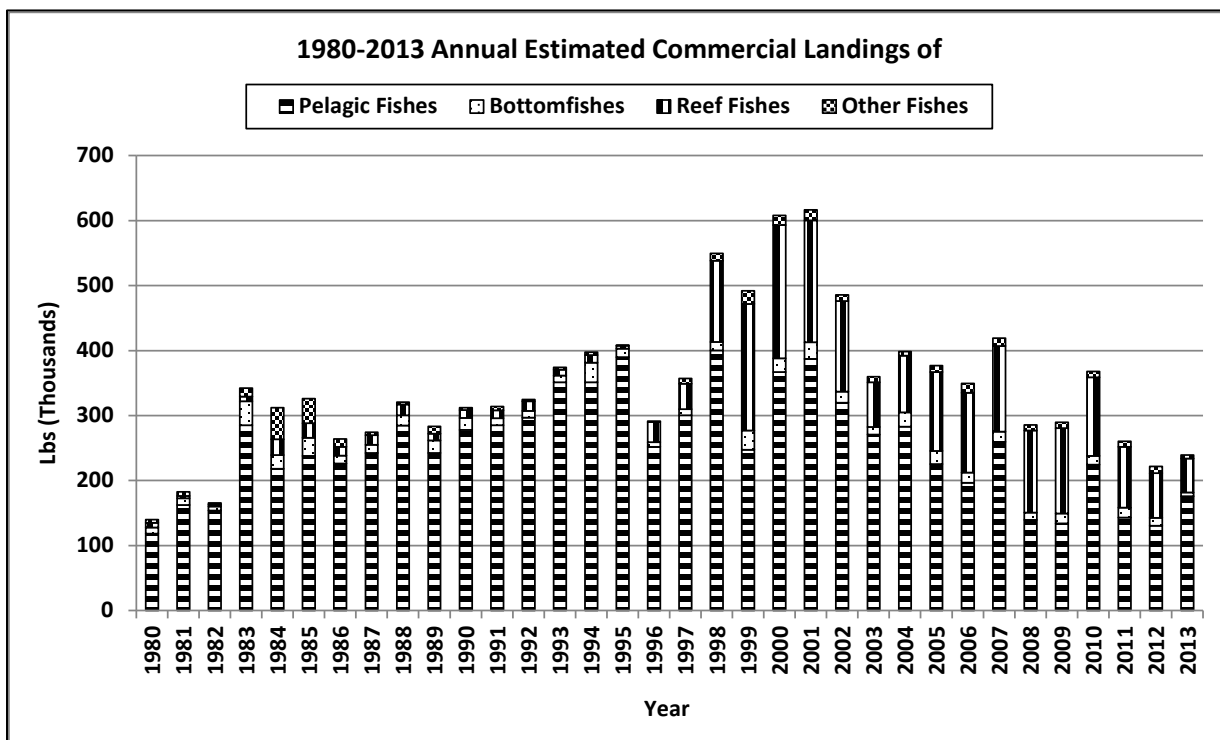


Figure C 3 2. 1980–2013 Average monthly estimated commercial landings of pelagic fishes, bottomfishes, reef fishes, and other fishes

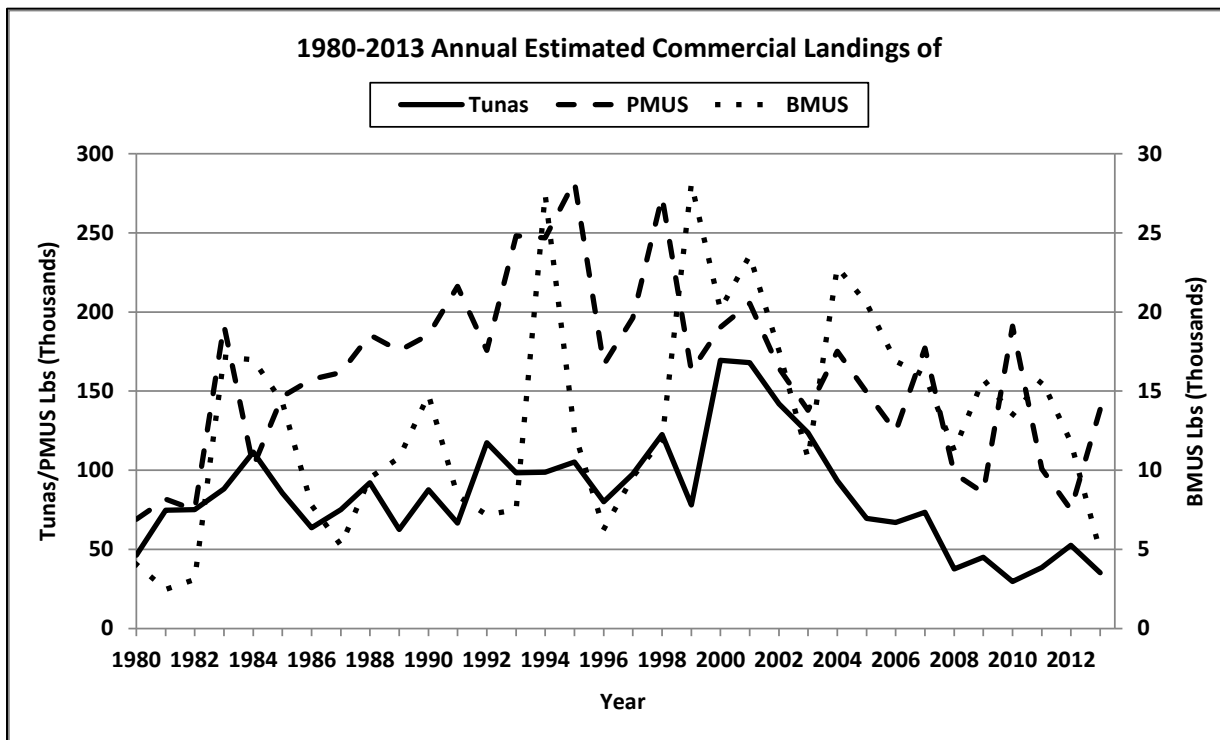


Figure C 3 3. 1980–2013 Average monthly estimated commercial landings of tunas, PMUS, and BMUS

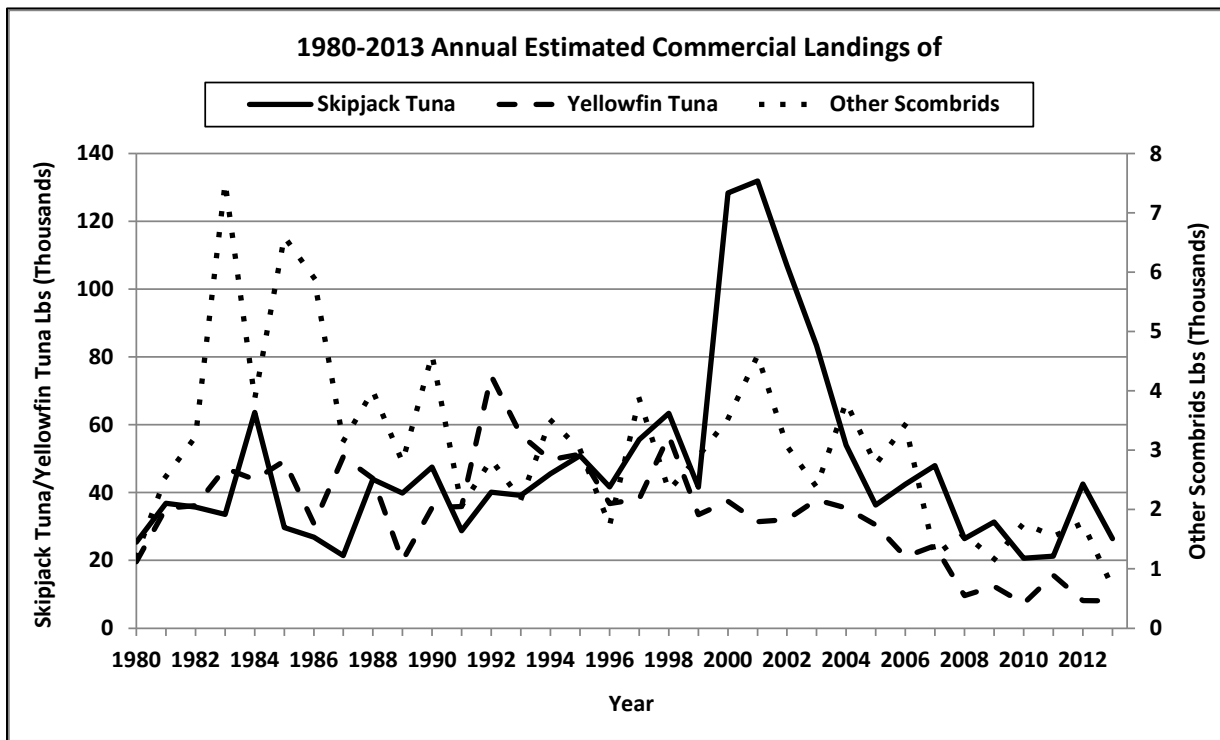


Figure C 3 4. 1980–2013 Average monthly estimated commercial landings of skipjack tuna, yellowfin tuna, and other scombrids

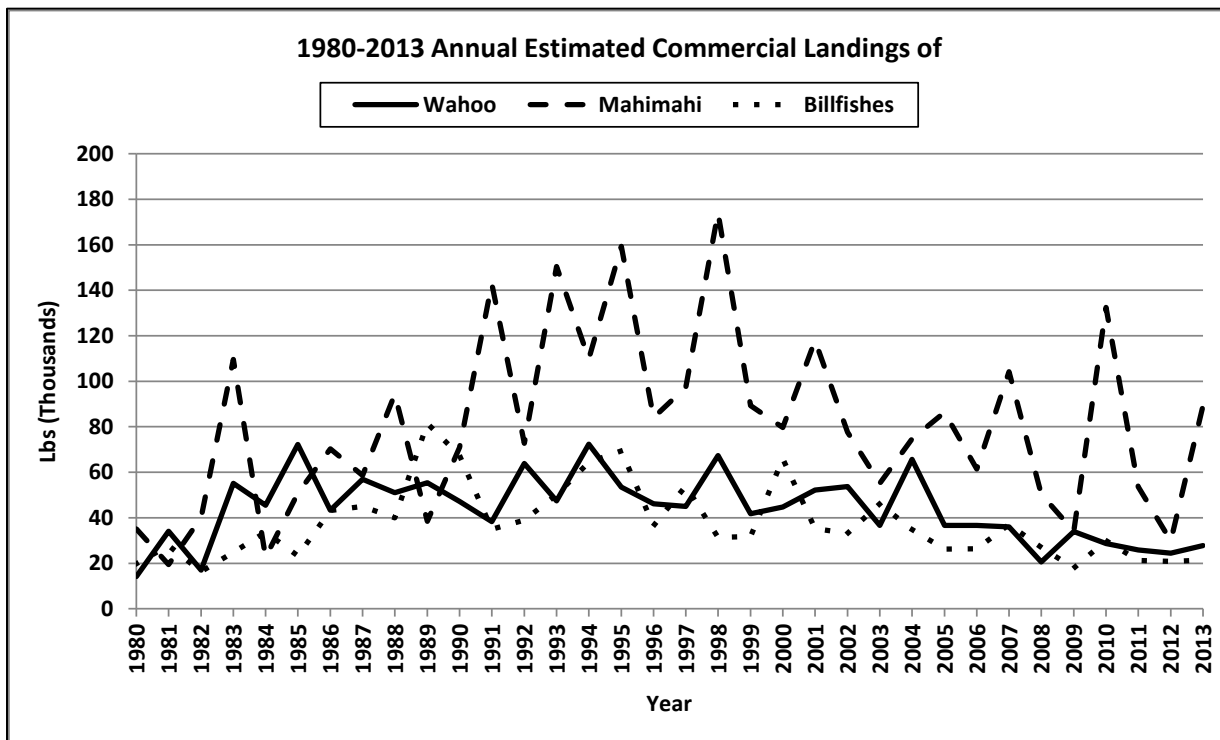


Figure C 3 5. 1980–2013 Average monthly estimated commercial landings of wahoo, mahimahi, and billfishes

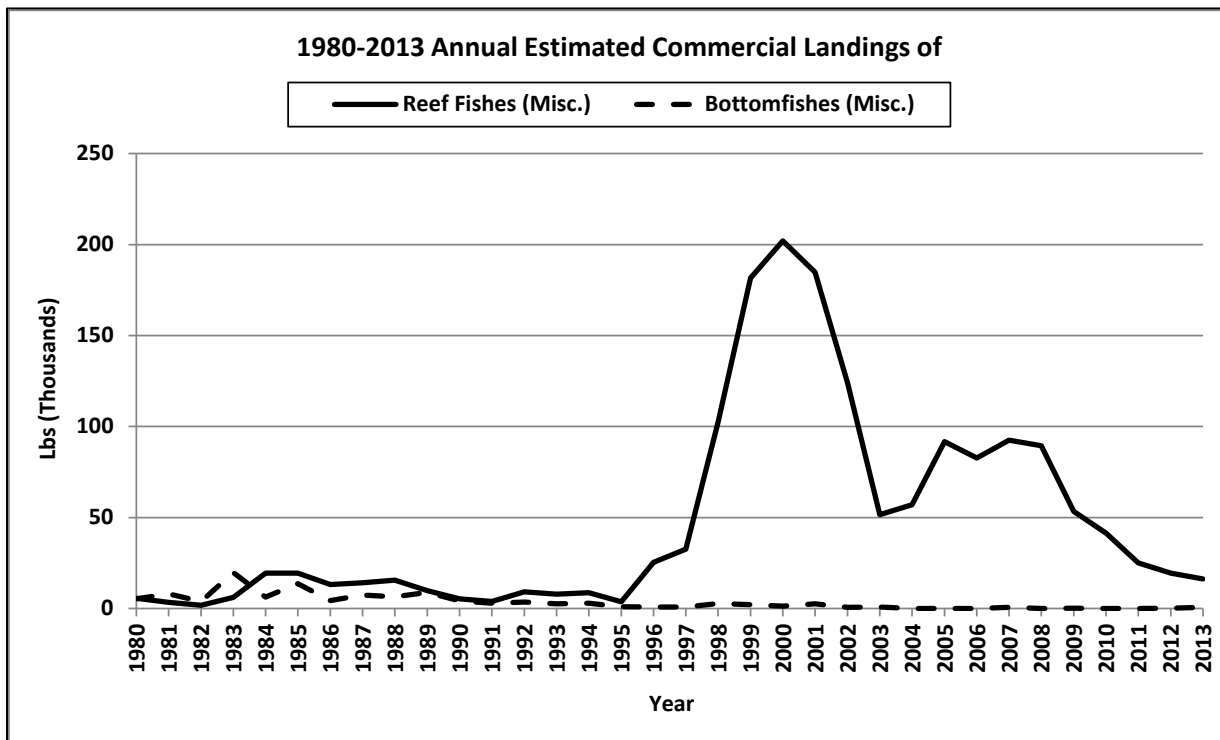


Figure C 3 6. 1980–2013 Average monthly estimated commercial landings of reef fishes (misc.) and bottomfishes (misc.)



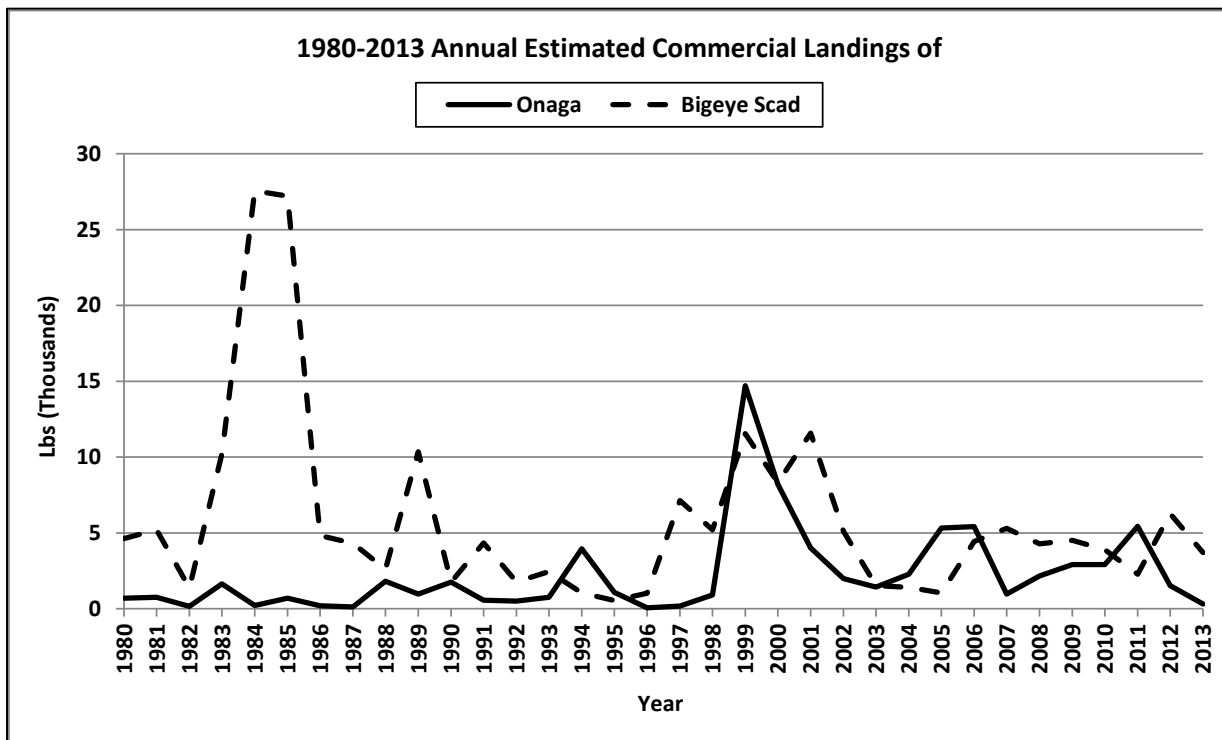


Figure C 3 7. 1980–2013 Average monthly estimated commercial landings of onaga and bigeye scad

The following figures plot monthly landings of some commercially important species and document monthly fluctuations over the time series:

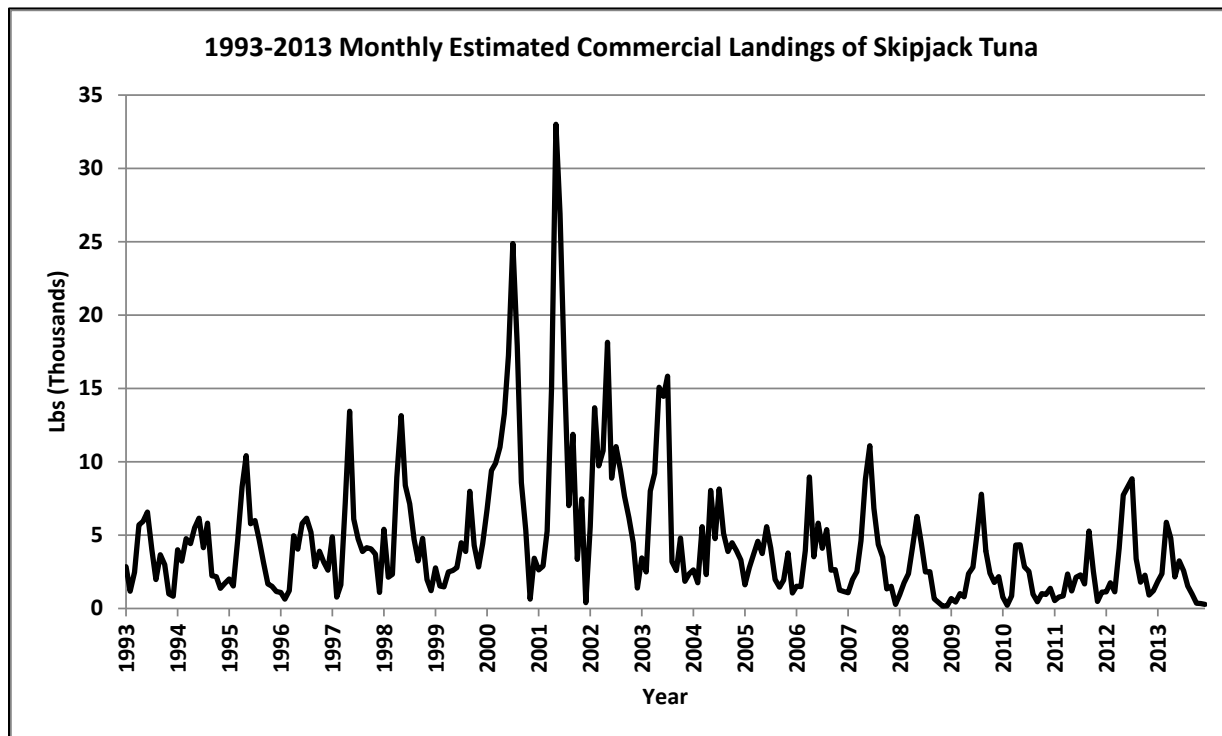


Figure C 4 1. 1993–2013 Monthly estimated commercial landings of skipjack tuna

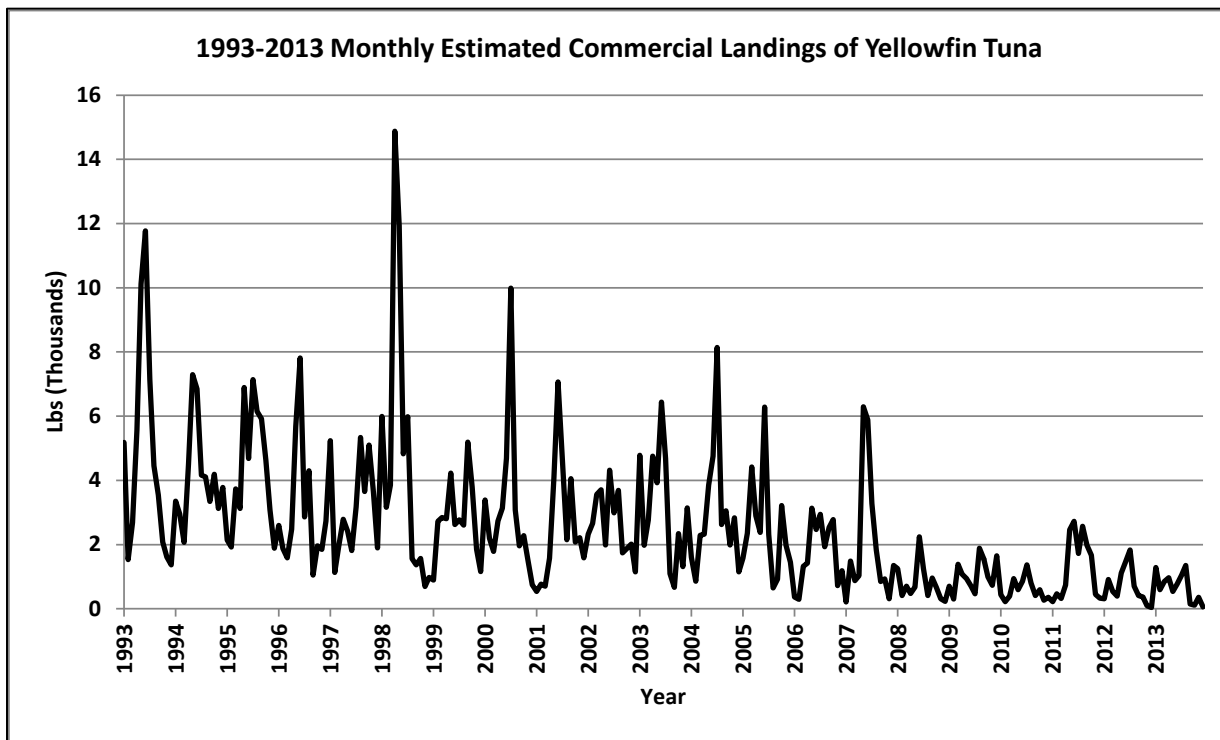


Figure C 4 2. 1993–2013 Monthly estimated commercial landings of yellowfin tuna

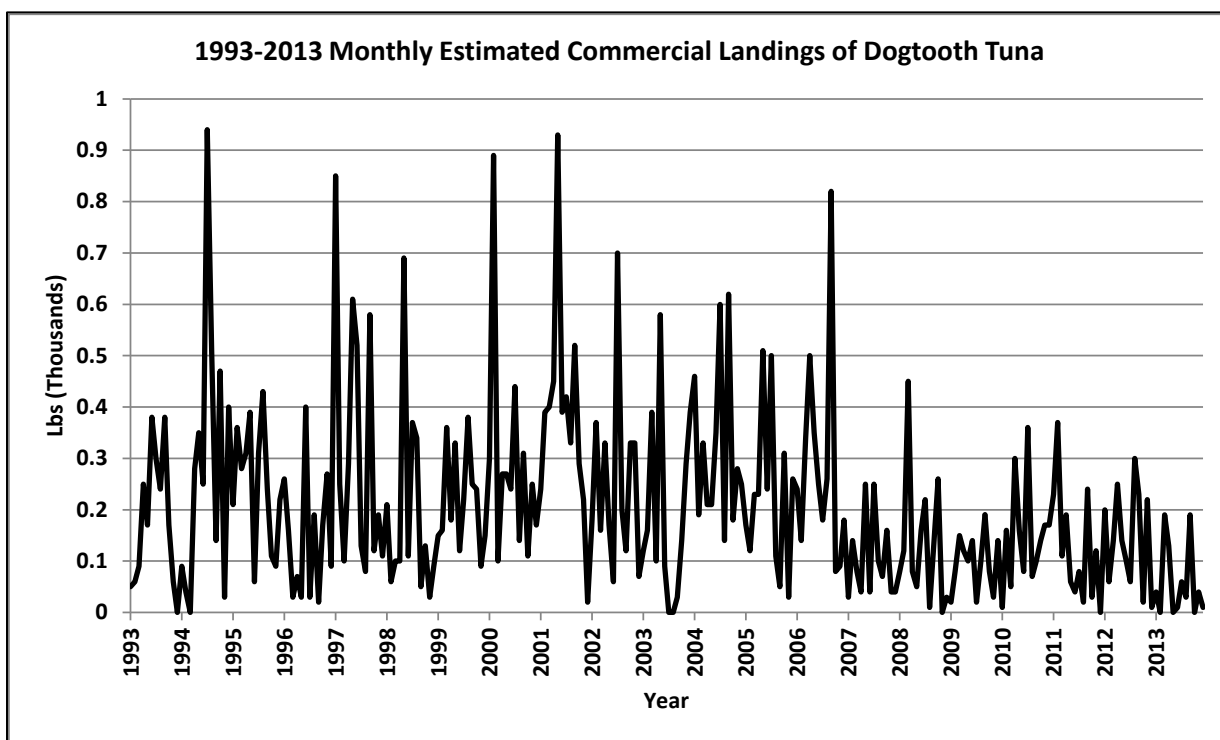


Figure C 4 3. 1993–2013 Monthly estimated commercial landings of dogfish tuna

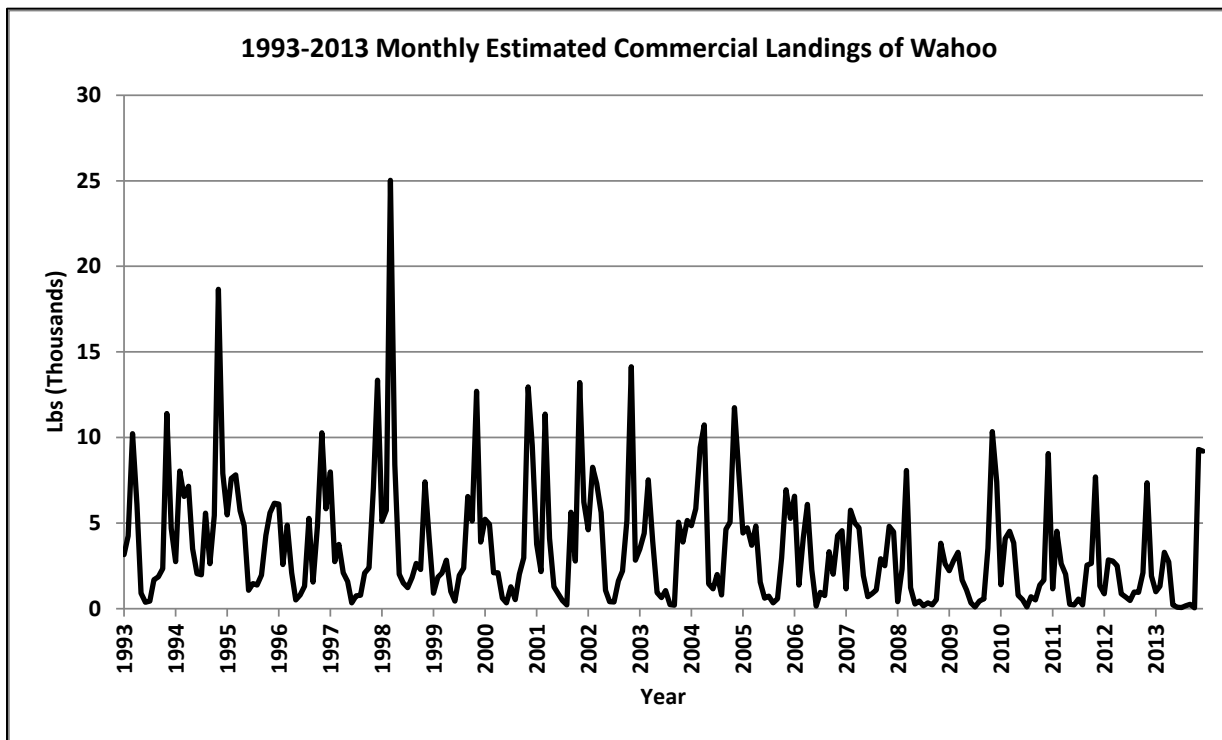


Figure C 4 4. 1993–2013 Monthly estimated commercial landings of wahoo

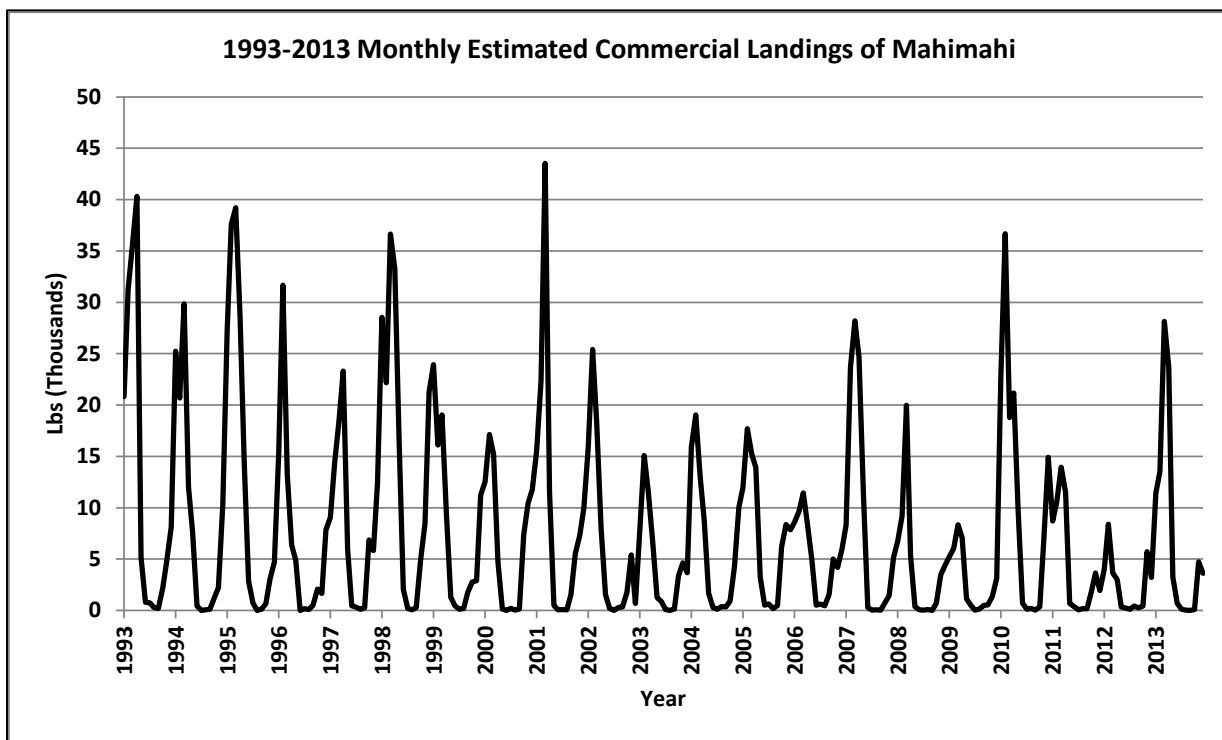


Figure C 4 5. 1993–2013 Monthly estimated commercial landings of mahimahi

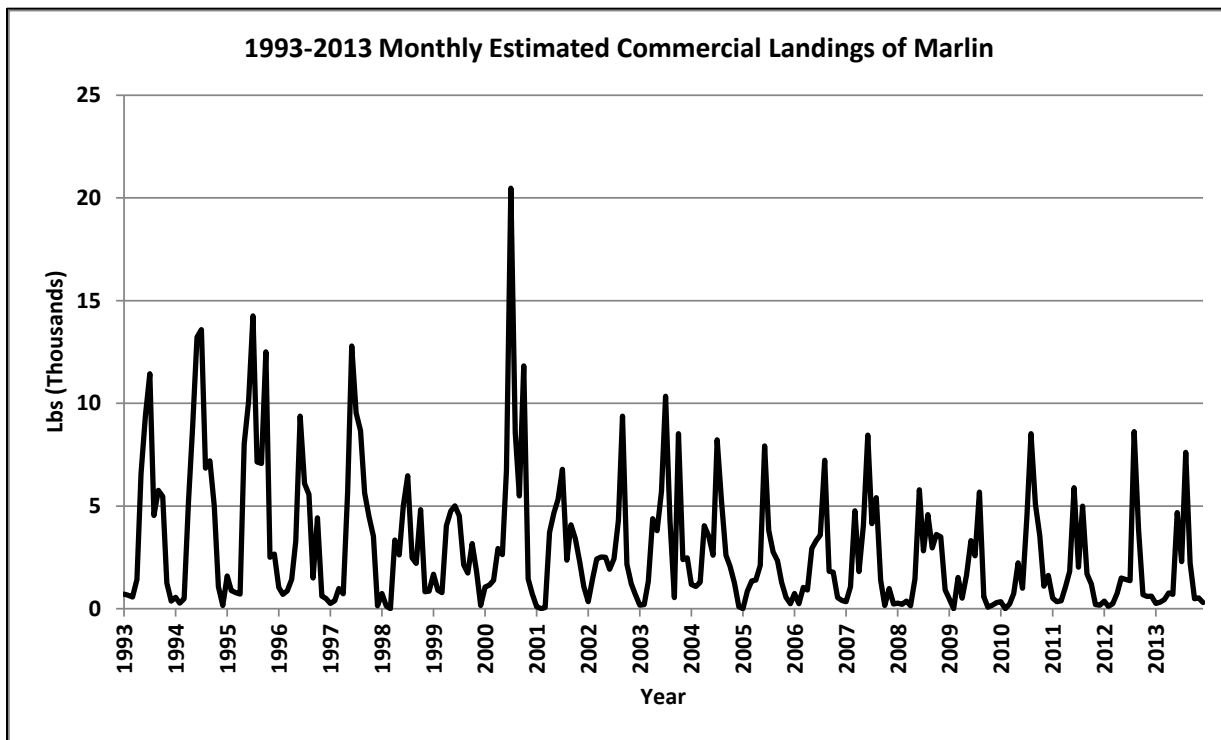


Figure C 4 6. 1993–2013 Monthly estimated commercial landings of marlin

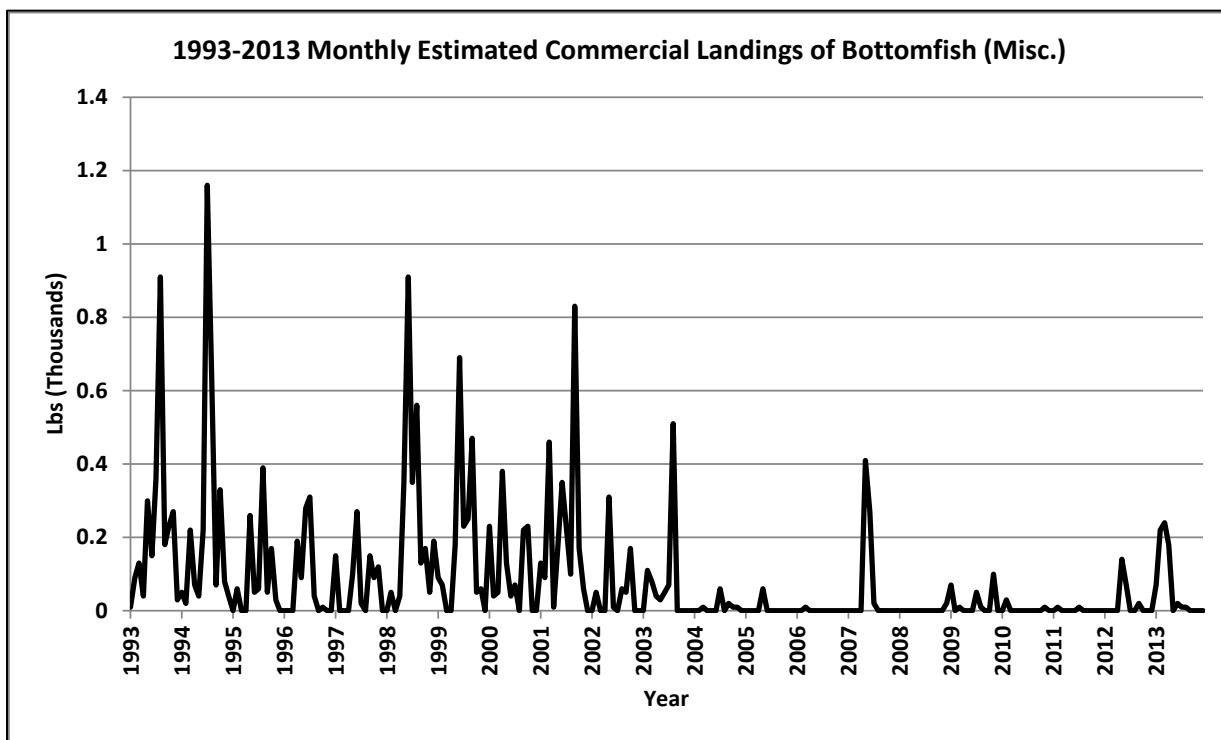


Figure C 4 7. 1993–2013 Monthly estimated commercial landings of bottomfish (misc.)

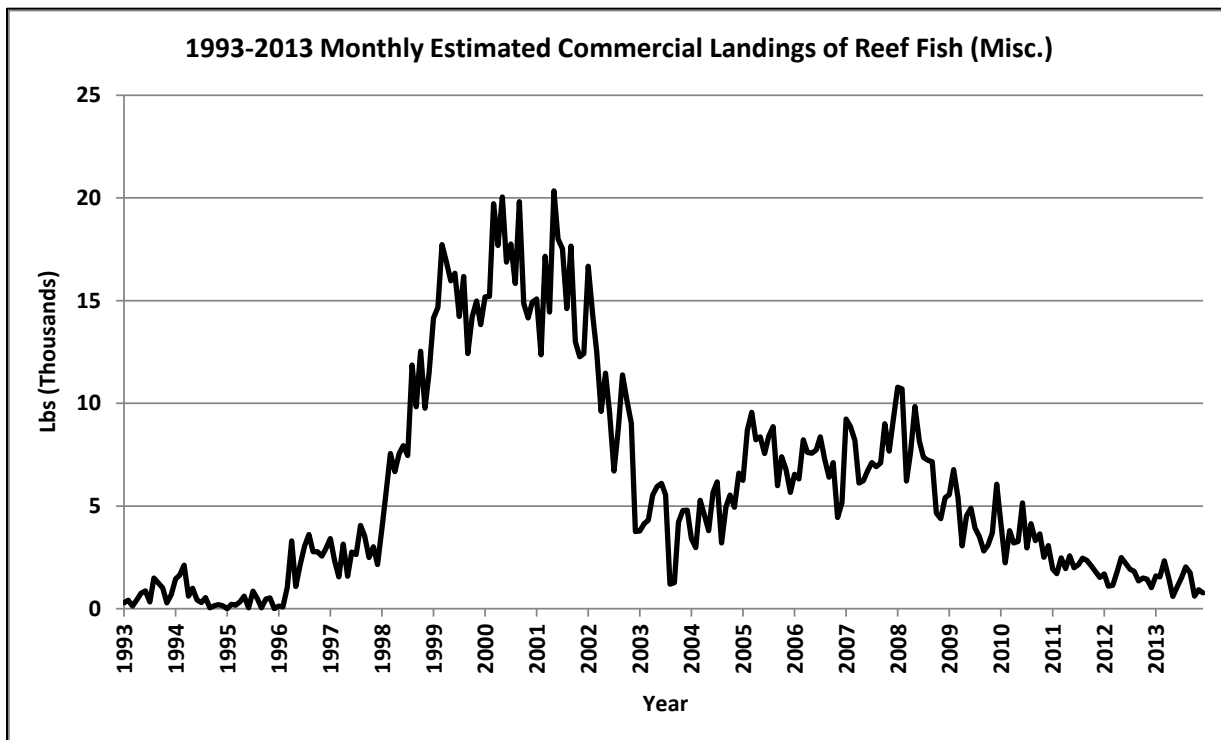


Figure C 4 8. 1993–2013 Monthly estimated commercial landings of reef fish (misc.)

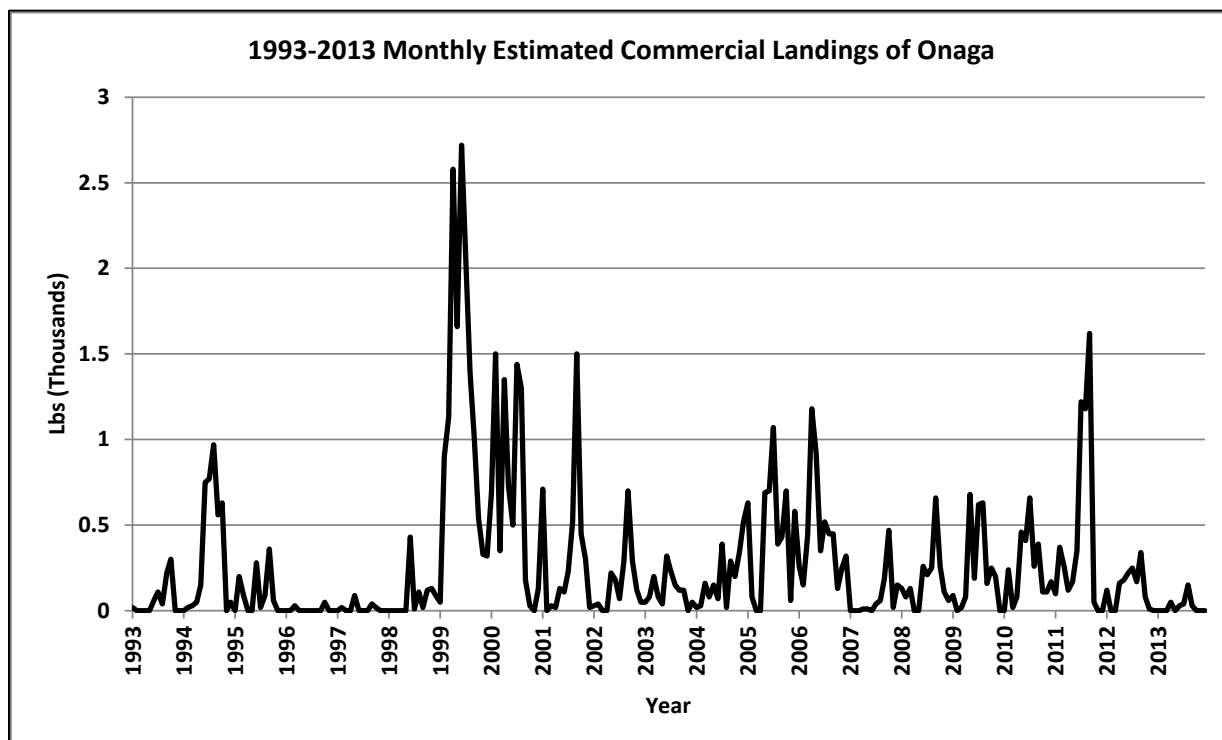


Figure C 4 9. 1993–2013 Monthly estimated commercial landings of onaga

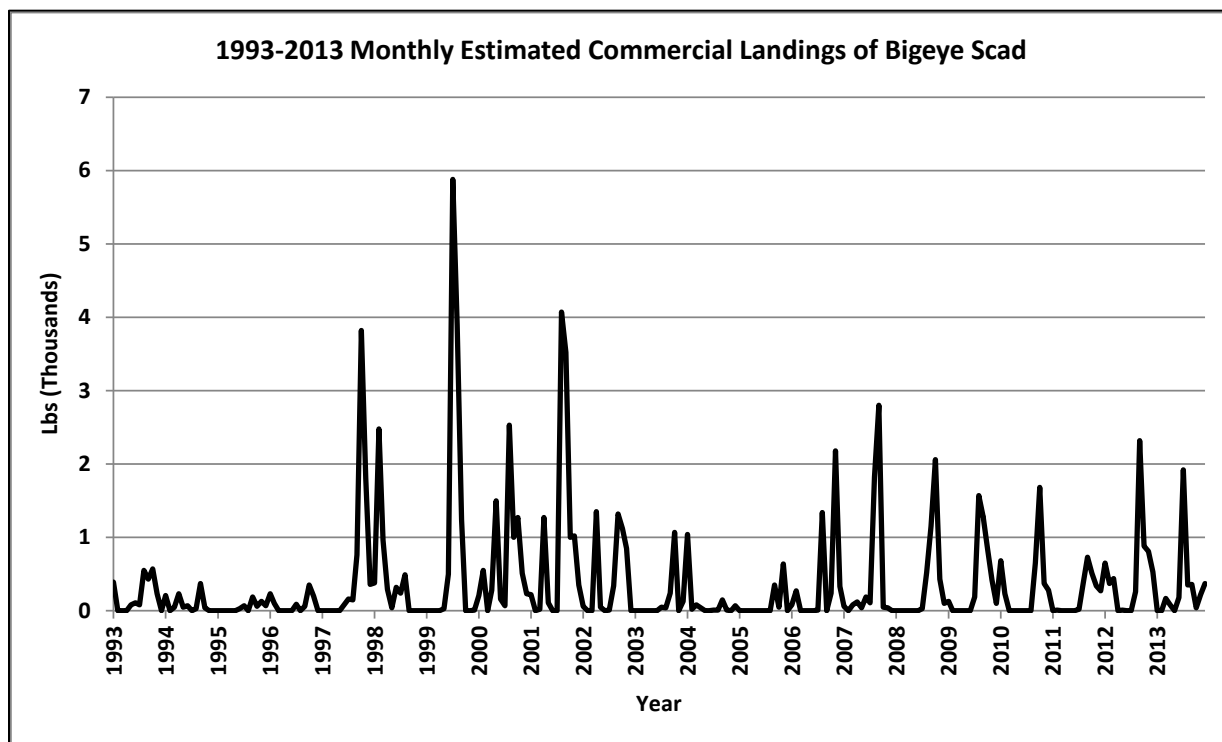


Figure C 4 10. 1993–2013 Monthly estimated commercial landings of bigeye scad

## Section D: STATE OF HAWAI‘I 2013 FISHERY STATISTICS

### INTRODUCTION

The Hawaiian Archipelago stretches across about 1,500 miles in the Northwestern Pacific, from its most northwestern remote atoll (Kure) to its most southeastern and largest island (Hawai‘i).

*Location:* 19° N latitude, 155° W longitude to about 28° N latitude and 178° W longitude

*Main Hawaiian Islands:* Hawai‘i, Maui, Lana‘i, Moloka‘i, O‘ahu, Kua‘i, Kaho‘olawe, and Ni‘ihau (the eight islands at the southeast end of the Archipelago that include over 99% of the total land area and population)

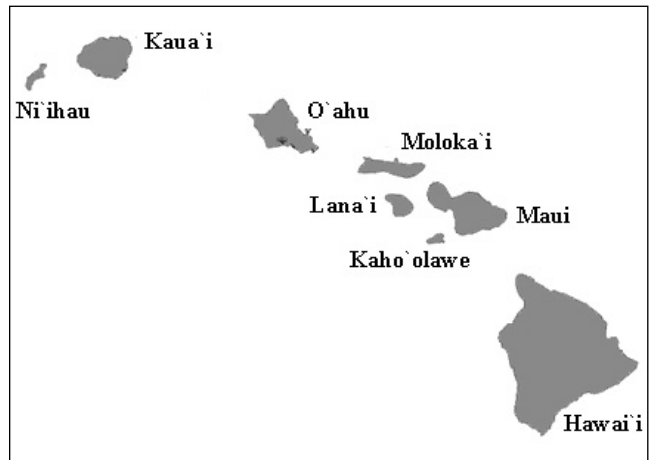
*Population:* 1,404,054  
(<https://data.hawaii.gov>, July 2013)

#### *Commercial Catch Breakdown by Island (lb):*

About 90% landed on O‘ahu, about 8% on Hawai‘i (“the Big Island”), and less than 1% on each of the other islands (or in some cases amount unspecified)

The commercial fisheries of the State of Hawai‘i are quite diverse. They vary from shore-based harvesting of *limu* (marine algae) and invertebrates by hand, to large vessel-based offshore fisheries, such as the high seas pelagic longline fishery. There are several major fisheries (highest volume and economic value), including various types of tuna fishing (using longlines and a variety of smaller pelagic gears); deepwater hook-and-line (“bottomfishing”) using hydraulic reels for snappers, carangids, and an endemic Hawaiian grouper; various forms of net fishing that target near-shore pelagic and reef fishes; and trolling for pelagic species such as tunas, billfishes, *ono* (wahoo), and mahimahi.

Hawai‘i Revised Statutes (HRS §189-2 and §189-3) define commercial fishing to include anyone who sells any portion of their catch (even a single fish), including charter fishing services. Commercial fishers have been required for decades to purchase an annually renewable commercial marine license and report their catch and effort on a monthly basis to the Hawai‘i Department of Land and Natural Resources (DLNR), Division of Aquatic Resources (DAR). Since 1999, commercial fish dealers have also been required to report direct seafood purchases from commercial fishers to DAR. In 2013, there were 3,888 licensed commercial fishers. The summary catch data presented in this volume for 2013 were created from a combination of fisher and dealer reported data, processed through the DAR Dealer Reporting System (DRS), the DAR Fisherman Reporting System (FRS), and the federal longline logbook data processed by PIFSC (by July 2016).



Main Hawaiian Islands

Source: SOEST Satlab Server (2015) See references.



Since October 2007, Federal and State fisheries management mandates required implementation of a quota to end overfishing of seven deepwater bottomfish species within the main Hawaiian Islands (MHI). Known as the “Deep 7,” these species include six eteline snappers and the endemic Hawaiian grouper (*Hyporthodus quernus*). They are listed individually in the Species Categories section (*page D.6*). This additional management required DAR and NOAA Fisheries to develop a system to closely monitor the bottom fishery and forecast when landings would be estimated to reach the quota, with associated uncertainty related to the delay in receiving monthly fishing reports as required by law. For the fishing years 2008 through 2011, the quota was referred to as a Total Allowable Catch (TAC). In each of the first four “fishing years” (starting annually September 1<sup>st</sup>), cumulative Deep 7 landings exceeded the TAC, therefore the fishery was closed within less than a year.

Beginning in September 2011, in accordance with the Magnuson-Stevenson Reauthorization Act of 2006, the MHI Deep 7 fishery came under management via an Annual Catch Limit (ACL), with more rigorous constraints than existed under the TAC. An Annual Catch Target (ACT) was set at 6% below the ACL and used to monitor the fishery, making it possible to avoid exceeding the ACL. In 2011, DAR also implemented a trip-level reporting requirement for Deep 7 bottomfishing, with a reporting deadline 5-days after the end of each trip. A trip reporting requirement (formerly monthly), earlier reporting deadlines (5 days after the end of each trip, as opposed to 10 days after the end of the month), and measures such as online reporting were developed to increase timeliness and make it possible to track bottomfish landings on a near-real-time basis. This suite of management measures considerably reduced uncertainty, making it more feasible to avoid exceeding the ACL. Since enhanced ACL management was established, the fishery has never had to be closed.

In 2013, NOAA Fisheries set the ACL at 346,000 pounds and the ACT at 325,000 pounds. The fishing season opened on September 1, 2013, and closed at midnight on August 31, 2014. The fishery reopened September 1, 2014 (the next day), with an ACL of 346,000; and it remained open throughout the entire bottomfish fishing year, since only 310,314 pounds were landed (89.7% of the ACT). For more information about this fishery, please visit <https://www.hawaiibottomfish.info>.

## **NORTHWESTERN HAWAIIAN ISLANDS MARINE NATIONAL MONUMENT**

On June 15, 2006, a Presidential Proclamation established the Northwestern Hawaiian Islands (NWHI) as the Papahānaumokuākea Marine National Monument. The NWHI bottomfish fishery was slated to close in June 2011, under the Executive Orders that created the NWHI Coral Reef Ecosystem Reserve. However, a “buyout” program for fishing permits was completed in January 2010, which effectively closed the fishery when all permit holders surrendered their permits in return for federal compensation. For more information about the Monument, please visit <https://www.papahanaumokuakea.gov>.

## DATA COLLECTION

Prior to 2002, data processed in the Estimated Landings tables and figures presented in this section were collected from various Fishermen’s Reporting System (FRS) forms. Beginning in October 2002, DAR implemented several new FRS forms that no longer required sales information from fishers. At the same time, fishers submitting the FRS forms were asked to provide more detailed catch, effort, and bycatch statistics. Sales and value data collection from fish dealers (instead of fishers) were phased in, over roughly the same time period. WPacFIN staff modified the FRS data processing and summary system to accommodate the use of these new forms.

In February 2010, DAR launched an Online Fishing Report System (OFRS) that allows licensed commercial fishers to file the Monthly Fishing Report electronically. The Monthly Fishing Report accounts for about 95% of landing reports received by DAR. In 2013, about 63% of monthly fishing reports were filed online. This produced benefits for both fishers and DAR. Online reporting reduced paperwork and postage for both parties, and it reduced printing expenses for DAR. It also encouraged fishers to file their monthly reports on time and receive instant confirmation that the report was received and credited. As a result, DAR staff has fewer fishing reports to enter into the FRS, and the electronic fish report records have fewer discrepancies, because some data validation is built into the online application. This reduced the need for staff follow up to correct or verify reporting issues. Commercial fishers are also able to file the MHI Deep 7 bottomfish fishing trip reports online. About 72% of the Deep 7 trip reports were filed electronically in 2013.

The fishing reports collect data on catch (by species) and fishing effort for each day, method, and area fished. These data are processed in the FRS. Information collected includes:

- Fisher’s Name and Commercial License Number
- Number of Fishing Lines or Traps
- Boat’s Name and Registration/USCG Number
- Net Length (if applicable)
- Day, Month, and Year Fished
- Port of Landing
- Charter Trip (y/n)
- Species
- Buoy (fish aggregation device) or Area Fished
- Number Landed
- Fishing Method
- Pounds Landed (estimated by fisher)
- Hours Fished per Method/Area
- Number Lost
- Number of Net Sets
- Number Released

Other FRS data collection forms include the Net, Trap, and Dive Activity Report, Tuna Handline Trip Report, Deep Sea Handline Trip Report, Aku Boat Report, NWHI Bottomfish Trip Sales Report, NWHI Bottomfish Trip Daily Log, and the Aquarium Fish Trip Report. These forms can be viewed on the [DAR website](#). In September 2011, the use of a MHI Deep 7 Bottomfishing Trip Report form was implemented, to help track and validate landings of Deep 7 species and manage the ACL. This form, which records the fields listed above that are applicable to bottomfishing, can also be found on [DAR's website](#) (see forms under Fishing).

In 2000, the Dealer Reporting System (DRS) data processing and summary system was fully implemented, which is a major source of sales data used to create the tables and figures provided in this publication. Dealer reporting is required under DLNR Administrative Rules (authorized by HRS §189-10). Dealers must submit a Commercial Marine Dealer's Report for each month that they are in the business of purchasing marine life. Information collected includes:

- Dealer Name
- Species
- Dealer License Number
- Pounds Purchased
- Date, Month, and Year
- Number of Pieces
- First and Last Name from Whom Fish was Bought
- Amount Paid
- Fisher's Commercial Marine License Number
- Condition sold (whole, gilled, gutted, fillet, etc.)

Since 1975, commercial collectors of tropical marine fishes and invertebrates have been required to have an aquarium permit. If they intend to sell their harvest, they are also required to obtain a commercial marine license and submit monthly catch reports, using the Aquarium Fish (C-6) Catch Report form (also found on the DAR website). In January 2012, the commercial Aquarium Fish Trip Report was amended to include percentage-based fishing method effort information, including barrier net length and vessel identification. At that time, DAR made some revisions to the fishing area map used in reporting for this fishery, which subdivided fishing zones for reporting purposes on the northwestern and western coasts of the Island of Hawai'i. In addition, aquarium collectors were required to report their total harvest and the portion of the catch that was sold. The fishing effort data for aquarium collecting and other commercial fisheries includes important catch and effort data that DLNR uses to monitor and manage this important coral reef fishery. Although some organisms harvested for the aquarium industry are juveniles and adults of species that are also caught for food, the majority are smaller ornamental species. Historically, trends in this fishery have been considered separately from non-aquarium fisheries. Therefore, currently aquarium fish catches are not included in the statistics contained in this report.

Data from the NOAA Fisheries Longline Logbook Program are integrated with DRS and FRS data to create the summaries presented in this report, using the best available data. The dealer data are used to estimate weight and value of the catch. This report assumes that the data submitted by Hawai'i fishers are complete and accurate. There is no adjustment, such as is made for reported landings for American Samoa, Guam, and the CNMI. DAR and PIFSC continually strive to improve the quality and decrease time lags in receiving and processing the data. For more information on Hawai'i fisher and fish dealer licensing and reporting requirements, please visit DAR's website. For more information on Hawai'i federal longline logbooks, including summary data, please visit NOAA Fisheries' [Hawai'i Longline Limited Entry Permit website](#).

## **CIVIL RESOURCES VIOLATION SYSTEM**

When fishers obtain a commercial marine license, they are required by Hawaii Administrative Rules (HAR) to report their fishing activities within 10 days after the end of the month<sup>21</sup>. Prior to 2009, nearly 67% of licensed fishers failed to comply with the report submission deadline. In June 2009, DLNR-DAR implemented a Civil Resources Violation System (CRVS), to issue citations to licensed fishers who either did not comply with the deadline or submitted inaccurate data. The fishers who report late are assessed a small fine for the first offense, which increases progressively for subsequent offenses.

By 2013, 78% of the fishing reports were submitted on or before the report deadline. The compliance rate increased to about the mid-90<sup>th</sup> percentile by the following month. The CRVS is also used for noncompliance with MHI Deep 7 bottomfish fishing trip reporting requirements. In 2013, 82% of bottomfish trip reports were received by the deadline. Based upon this information, a reduction in the fish catch reporting delinquency rate, one of the primary goals of the CRVS, has

---

<sup>21</sup> Only the MHI Deep 7 Bottomfishing Trip Reports are required to be submitted within 5 days after the trip ends.

been achieved.

DLNR-DAR plans to pursue the secondary goal of the CRVS, which was to increase the accuracy of fish catch reporting. Policies and procedures designed to match the fish catch reports (FRS) with the commercial fish dealer reports (DRS) and to contact both fishers and dealers to correct reporting discrepancies are being established. Fishers who do not cooperate or comply with the fish report data accuracy requirement may be subject to CRVS action. DLNR-DAR is attempting to establish HAR to issue a commercial marine dealer license. Currently, dealers are required to report, but they are not licensed by the DLNR. When this is accomplished, DLNR will be able to use the CRVS to monitor and enforce accurate fish sales reporting requirements for marine dealers as well as for commercial fishers.

## **DATA PROCESSING**

When DAR receives fishing report forms, staff reviews and enters the data into the FRS. Data entered online are imported into the FRS electronically. Once in the system, the staff checks and edits the data as necessary. Reports that fail initial quality control screening and editing are returned for correction and resubmittal; minor problems may be cleared up over the phone. The CRVS issues citations to fishers who are either delinquent or have reported inaccurate data. When the data are considered to be reasonably complete and error free, they are ready for use in producing various summary reports.

## **DATA REPORTING**

More than 150 marine species and/or groups are recorded in DAR's monthly landings reports, many of which represent an insignificant portion of the total catch. To help reduce this document's size and improve the utility of the tables, WPacFIN staff has combined some of the lower volume and value species into groups, reorganized the order of presentation, and created a system to translate these groupings from the database (which is now under review). The current data summary system has 100 species or groups, based on flexible ecological and phylogenetic criteria. Data are reported separately for most commercially important pelagic and bottomfish species and unique groups. Some of the other higher taxonomic categories (e.g., herrings/sardines) are the sum of the totals by species reported by fishers. This is distinctive from reports for the other island areas, where groups generally represent data not identified to species by fishers or vendors (referenced as "unspecified" throughout all sections of this report).

The monthly and annual tables included in this document contain the common name, pounds caught, pounds sold, estimated sales value (rounded to the nearest dollar), and average price per pound for each species. Pounds caught data are based on the numbers reported by fishers in federal longline logbooks and catch reports. Weights for non-longline data are cross-checked, using FRS and DRS data. The value and price/pound data are calculated from DRS data. Each monthly report contains a subtotal for the sum of all species for that month. Several types of figures are also included.

Please note that some of the figures in this volume are new or have been modified from earlier volumes. To see the most current data and figures, please visit the [WPacFIN Data Portal](#)

and NOAA's Hawaii Longline website. WPacFIN and its partners also support the Western Pacific Regional Fishery Management Council's Fishery Ecosystem Plan Team by generating fisheries data tables for their annual Stock Assessment and Fisheries Evaluation ([SAFE](#)) Reports. All these data summaries rely on timely and accurate data submissions by the fisheries agencies (which for Hawaii reflect timely and accurate reporting by fishers and dealers), as well as rigorous review and quality control. Differences in these processes, and the data received by the reporting or publication dates, account for some of the variation that may exist between these data summaries.

## SPECIES CATEGORIES

The species and/or groups used in the tables and figures are described in the following section. Many of the species included in this report have been placed into different management categories over the years. For example, the Magnuson Fishery Conservation and Management Act of 1976 was amended in 1992 to include tunas in the Pelagic Management Unit Species (PMUS) category. However, this report maintains the original species categories from previous FSWP reports for ease of comparison across historical volumes. As such, tunas are kept in a separate category. To see the most current taxonomic information for species caught commercially in Hawaii, and other U.S.-associated Pacific island areas, please visit the WPacFIN Data Portal and NOAA's Hawaii Longline website.

### I. Pelagic Management Unit Species (PMUS)

- Billfishes/Unspecified (*includes marlins, swordfish, sailfish and shortnose spearfish*)
- Sharks (mainly *Isurus oxyrinchus*, *Isurus paucus*, *Carcharhinus* spp.)
- Black marlin (*Istiompax indica*)
- Shortnose spearfish (*Tetrapturus angustirostris*)
- Blue marlin (*Makaira mazara*)
- Striped marlin (*Kajikia audax*)
- Mahimahi (most *Coryphaena hippurus*, some *C. equiselis*)
- Swordfish (*Xiphias gladius*)
- Sailfish (*Istiophorus platypterus*)
- Ono/Wahoo (*Acanthocybium solandri*)

### II. Bottomfish Management Unit Species (BMUS<sup>22</sup>)

- Armorhead (*Pseudopentaceros wheeleri*)<sup>23</sup>
- Lehi/Silverjaw (*Aphareus rutilans*)
- Butaguchi/Pig-lipped ulua (*Pseudocaranx dentex*)
- Onaga/Red snapper (*Etelis coruscans*)
- Ehu/Red snapper (*Etelis carbunculus*)
- Opakapaka/Pink snapper (*Pristipomoides filamentosus*)
- Gindai/Flower snapper (*Pristipomoides zonatus*)
- Ta'ape/Blue-lined snapper (*Lutjanus kasmira*)
- Gunkin/Black ulua (*Caranx lugubris*)
- Uku/Gray snapper (*Aprion virescens*)
- Hapu'upu'u/Hawaiian grouper (*Hyporthodus quernus*)
- White ulua/Giant trevally (*Caranx ignobilis*)

<sup>22</sup> *Ulua* is a general term for adult jacks and trevallies.

<sup>23</sup> Armorhead are seamount groundfish, formerly managed along with BMUS.

- Kahala/Amberjack (*Seriola dumerili*)
- Yellow-tail kali (*Pristipomoides auricilla*)

### III. Billfishes

- Billfishes/Unspecified (*described above in PMUS*)
- Shortnose spearfish (*Tetrapturus angustirostris*)
- Black marlin (*Istiompax indica*)

### IV. Tunas

- Albacore tuna (*Thunnus alalunga*)
- Skipjack tuna (*Katsuwonus pelamis*)
- Bigeye tuna (*Thunnus obesus*)

### V. Other Scombrids

- Dogtooth tuna (*Gymnosarda unicolor*)

### VI. Fisheries Categories

#### A. Pelagic Fishes

- Albacore tuna (*Thunnus alalunga*)
- Pomfret (*Taractichthys steindachneri*, *Eumegistus illustris*, *Bramma* spp.)
- Barracudas (various *Spyraena* spp.)
- Rainbow runner (*Elagatis bipinnulata*)
- Bigeye tuna (*Thunnus obesus*)
- Rays (most common *Aetobatus narinari*)
- Billfishes/Unspecified (*described above in PMUS and Billfishes*)
- Sailfish (*Istiophorus platypterus*)
- Black marlin (*Istiompax indica*)
- Sharks (*described above in PMUS*)
- Blue marlin (*Makaira mazara*)

- Kalekale (*Pristipomoides sieboldii*)

- Striped marlin (*Kajikia audax*)
- Blue marlin (*Makaira mazara*)
- Swordfish (*Xiphias gladius*)
- Sailfish (*Istiophorus platypterus*)

- “Tunas” (unspecified)<sup>24</sup>
- Kawakawa (*Euthynnus affinis*)
- Yellowfin tuna (*Thunnus albacares*)

- (*See footnote 25*)

- Shortnose spearfish (*Tetrapturus angustirostris*)
- Japanese mackerel (*Scomber japonicus*)
- Skipjack tuna (*Katsuwonus pelamis*)
- Kawakawa (*Euthynnus affinis*)
- Striped marlin (*Kajikia audax*)
- Mahimahi (*Coryphaena hippurus*, *C. equiselis*)
- Swordfish (*Xiphias gladius*)
- Moonfish/Opah (*Lampris guttatus*)
- Tunas/Unspecified (*See footnote 4*)
- Oilfish (*Ruvettus pretiosus*, *Thyrisitoides marleyi*)
- Ono/Wahoo (*Acanthocybium solandri*)

---

<sup>24</sup> Because DAR has a single code for “miscellaneous tunas,” which is also used for dogtooth “tuna” (not actually tunas), this species is combined with “other scombrids” in some of the figures. For the same reason, the “other tunas” category in Hawai‘i tables may include some dogtooth tuna along with

unidentified tunas. Other scombrids technically also include the ono (wahoo) which, because of its value, is reported separately and has been listed with large pelagics in prior reports.

- Pelagic fishes (unspecified)
- Yellowfin tuna (*Thunnus albacares*)

B. *Bottomfishes (and one Seamount Groundfish)*, “Deep-7 Bottomfish” marked with an asterisk (\*)

- Armorhead (*Pseudopentaceros wheeleri*)
- \*Onaga/Red snapper (*Etelis coruscans*)
- Blue trevally (*Carangoides ferdau*)
- \*Opakapaka/Pink snapper (*Pristipomoides filamentosus*)
- Butaguchi/Pig-lipped ulua (*Pseudocaranx dentex*)
- Papa ulua (*Caranx orthogrammus*)
- Dobe ulua (*Uraspis helvola*)
- Mu/Big-eye emperor/”Porgy” (*Monotaxis grandoculis*)
- \*Ehu/Red snapper (*Etelis carbunculus*)
- Roi/Blue spot grouper (*Cephalopholis argus*)
- \*Gindai/Flower snapper (*Pristipomoides zonatus*)
- Sasa ulua (*Caranx sexfasciatus*)
- Golden kalekale (*Erythrocles schlegelii*, *E. scintillans*)
- Snake mackerel (various Gempylids)
- Gunkin/Black ulua (*Caranx lugubris*)
- Snappers (unspecified) (various Lutjanids)
- \*Hapu’upu’u/Hawaiian grouper (*Hyporthodus quernus*)
- Jacks/Unspecified (various Carangids)
- Uku/Gray snapper (*Aprion virescens*)
- Kahala/Amberjack (*Seriola dumerili*)
- White ulua /Giant trevally (*Caranx ignobilis*)
- \*Kalekale (*Pristipomoides seiboldii*)
- Yellow-tail kali (*Pristipomoides auricilla*)
- \*Lehi/Silverjaw (*Aphareus rutilans*)
- Ta’ape/Blue-lined snapper (*Lutjanus kasmira*)

C. *Reef Fishes*

- Āholehole/Hawaiian flagtail (*Kuhlia sandvicensis*)
- Reef fishes (multiple families, unspecified)
- Bigeyes/glasseyes (*Heteropriacanthus cruentatus*, and various *Priacanthus* spp.)
- Reef jacks & trevallies (*Caranx melampygus*, *Gnathanodon speciosus*, *Alectis ciliaris*, various other *Caranx* spp.)
- Damsel-fishes (*Abudefduf sordidus*, *A. vaigiensis*, *A. abdominalis*)
- Rudderfishes/Nenuue (up to six *Kyphosus* spp.)
- Filefishes (various Monacanthidae)
- Scorpionfishes (various Scorpaenidae)
- Flounders (*Bothus mancus*, *Bothus pantherinus*)
- Squirrelfishes (*Sargocentron* spp., *Neoniphon* spp.)
- Goatfishes (various Mullidae)
- Surgeonfishes/tangs (many Acanthuridae)
- Gobies (various Gobiidae, including endemics)
- Tilapia (*Oreochromis* sp., introduced)
- Hawkfish (*Cirrhitus pinnulatus*)
- Trumpetfishes (various Aulostomidae & Fistulariidae)
- Parrotfishes/Uhu (various Scaridae<sup>25</sup>)
- Wrasses (diverse Labridae)
- Pufferfishes (Diodontidae and Tetraodontidae)

<sup>25</sup> In some cases in Hawai’i, parrotfishes are still reported generically as “uhu.” Since 2002, detailed reporting by species has increased significantly, but for consistency and ease of comparison the family is still tracked as a group.



#### D. Other Fishes, Algae & Invertebrates

- Algae/Limu (mainly *Asparagopsis taxiformis*, various *Gracilaria* spp.)
- Needlefishes (various Belonidae)
- Bigeye scad/Akule (*Selar crumenophthalmus*)
- Octopus (mainly *Octopus cyanea*)
- Bonefishes/'Ō'io (up to four *Albula* spp.)
- Opihi/Limpets (saltwater *Cellana* spp.)
- Clams (various Bivalvia)
- 'Ōpelu/Mackerel scad (*Decapterus macarellus*)
- Crabs (*Ranina ranina*, various Brachyura)
- Shrimp, saltwater (*Heterocarpus laevigatus*, *Heterocarpus ensifer*)
- Eels (mainly *Gymnothorax* spp.)
- Silversides/'Iao (*Iso hawaiiensis*)
- Flying fishes (various Exocoetidae)
- Slipper lobsters (mainly *Scyllarides squammosus*)
- Herrings/Sardines (*Etrumeus sadina*, various Clupeidae)
- Spiny lobsters (*Panulirus marginatus*, *P. penicillatus*)
- Invertebrates/Other (black coral, various urchins, holothurians, gastropods, etc.)
- Squid (various Teuthoidea)
- Lae/Leatherneck/Leatherback (*Scomberoides lysan*)
- Ten pounder, Awaawa, Hawaiian ladyfish (*Elops hawaiiensis*)
- Milkfish, Awa, Awa 'aua (*Chanos chanos*)
- Threadfin/Moi (*Polydactylus sexfilis*)
- Mulletts/'Anae (mainly *Mugil cephalus*)

## Hawai'i Tables

Table D 1. Hawai'i Annual Estimated Commercial Landings: 2013

FISHERY GROUP	Subgroup	Scientific Name	Local common name(s)	Lb Caught	Lb Sold	Estimated Value	Price/Lb
PELAGIC FISHES	Tunas	<i>Euthynnus affinis</i>	Kawakawa	9,792	5,224	\$14,264	\$2.73
		<i>Katsuwonus pelamis</i>	Skipjack tuna/Aku	1,131,118	929,126	\$1,336,167	\$1.44
		<i>Thunnus alalunga</i>	Albacore tuna/Ahi palaha/Tombo	826,614	805,563	\$1,758,371	\$2.18
		<i>Thunnus albacares</i>	Yellowfin tuna/Ahi/Aki (juv)/ Allison/Shibiko/Koshibi	3,728,619	3,443,928	\$12,541,780	\$3.64
		<i>Thunnus obesus</i>	Bigeye tuna/Ahi/Po'onui/Mebachi/ Daruma/"Bluefin" (misnomer Big Island)	15,889,103	15,690,494	\$66,102,921	\$4.21
	Other Scombrids	Tribe: Thunnini	Ahi/Tunas (unspecified)	4,929	2,958	\$10,490	\$3.55
		<i>Acanthocybium solandri</i>	Ono/Wahoo	879,657	742,014	\$2,363,878	\$3.19
		<i>Rastrelliger brachysoma</i>	Japanese mackerel	6	6	\$24	\$4.00
		<i>Scomberoides lysan</i>	Lae/Leatherneck/Sagoshi	391	286	\$698	\$2.44
		Billfishes	<i>Istiompax indica</i>	Black marlin/A'u/Au White/Silver/Hida	10,094	4,178	\$4,826
	<i>Istiophorus platypterus</i>		Sailfish/A'u/Au lepe	27,297	11,877	\$17,008	\$1.43
	<i>Kajikia audax</i>		Striped marlin/A'u/Au/ Nairagi/Mitsukuri	984,115	982,612	\$1,328,586	\$1.35
	<i>Makaira mazara</i>		Blue marlin/A'u/Au/Kajiki	1,189,795	943,516	\$1,462,554	\$1.55
	<i>Tetrapturus angustirostris</i>		Shortnose spearfish/A'u/Au/ Hebi/Aiu	489,043	474,696	\$613,828	\$1.29
	Other Large Pelagics	<i>Xiphias gladius</i>	Broadbill swordfish/A'u/Au/A'u kū	2,284,126	1,673,845	\$4,493,041	\$2.68
		Suborder: Xiphoidei	Billfishes (unspecified)	1,980	0	\$0	\$0.00
		<i>Coryphaena hippurus</i> , <i>C. equiselis</i>	Mahimahi	1,592,767	1,514,047	\$4,126,292	\$2.73
		<i>Elagatis bipinnulata</i>	Rainbow runner/Kamano/ Kamanu/Hawaiian salmon	3,496	2,605	\$6,863	\$2.63

FISHERY GROUP	Subgroup	Scientific Name	Local common name(s)	Lb Caught	Lb Sold	Estimated Value	Price/Lb	
BOTTOMFISHES	Snappers	<i>Lampris guttatus</i>	Moonfish/Opah/Manendai	2,101,256	2,071,806	\$3,202,789	\$1.55	
		<i>Promethichthys prometheus</i>	Snake mackerel	57075	57062	\$21,442	\$0.38	
		<i>Ruvettus pretiosus</i>	Oilfish/Walu/Hawaiian butterfish	540,787	523,513	\$392,477	\$0.75	
		<i>Sphyraena spp.</i>	Barracudas/Kaku/Opelu mama	21,548	21,000	\$28,912	\$1.38	
		<i>Taractichthys, Eumegistus, Brama spp.</i>	Pomfrets (unspecified)/Monchong/Mu kau/Yohando	1,150,538	1,143,019	\$2,578,950	\$2.26	
		Unknown	Pelagic fishes (unspecified)	273	67	\$7	\$0.10	
		<i>Aphareus rutilans</i>	Lehi (deep)/Silverjaw jobfish	13,352	11,790	\$54,305	\$4.61	
		<i>Aprion virescens</i>	Uku/Gray snapper	122,629	102,158	\$430,892	\$4.22	
		<i>Etelis carbunculus</i>	Ehu/Ula'ula/Eahu/Red snapper	32,528	25,646	\$149,393	\$5.83	
		<i>Etelis coruscans</i>	Onaga/Ula'ula ko'ae/Red snapper	73,094	63,420	\$515,674	\$8.13	
		Family: Lutjanidae	Snappers (unspecified)	4,612	4,273	\$17,485	\$4.09	
		<i>Lutjanus kasmira</i>	Ta'ape/Blue-lined snapper/Yosujifuedai	34,004	24,454	\$42,764	\$1.75	
		<i>Pristipomoides auricilla</i>	Yellowtail kalekale/Purple paka (opakapaka)	44	37	\$150	\$4.05	
		<i>Pristipomoides filamentosus</i>	Opakapaka/Pink snapper	124,547	108,826	\$721,569	\$6.63	
		<i>Pristipomoides sieboldii</i>	Kalekale/Kalikali	14,802	11,592	\$45,132	\$3.89	
		<i>Pristipomoides zonatus</i>	Gindai/Ukikiki/Flower snapper	3,691	2,733	\$13,479	\$4.93	
		Groupers	<i>Cephalopholis argus</i>	Roi/Royal seabass/Peacock grouper/Blue spot grouper	3,057	2,511	\$7,310	\$2.91
			<i>Hyporthodus quernus</i>	Hapu'upu'u/Hawaiian grouper	10,979	9,733	\$51,793	\$5.32
		Jacks & Trevallies	<i>Carangoides ferdau</i>	Barred ulua/Blue trevally	6,416	2,265	\$6,730	\$2.97
			<i>Carangoides orthogrammus</i>	Papa ulua/Island jack/Yellow spotted/Goldspot jack/ trevally	6,793	5,679	\$22,541	\$3.97
<i>Caranx ignobilis</i>	White ulua/Ulua aukea/Giant ulua		14,512	7,025	\$19,039	\$2.71		
	<i>Caranx lugubris</i>	Black ulua/Ulua lauli/Gunkan	1,718	1,400	\$3,903	\$2.79		

FISHERY GROUP	Subgroup	Scientific Name	Local common name(s)	Lb Caught	Lb Sold	Estimated Value	Price/Lb	
REEF & INSHORE FISHES		<i>Caranx sexfasciatus</i>	Sasa ulua/Mempachi ulua/ Pake ulua	815	442	\$1,144	\$2.59	
		<i>Pseudocaranx dentex</i>	Butaguchi/Buta ulua/ Pig-lipped ulua	769	385	\$1,758	\$4.57	
		<i>Seriola dumerili</i>	Kahala/Greater amberjack/ Boogaman	13,244	1,626	\$3,818	\$2.35	
		<i>Uraspis helvola</i>	Dobe ulua/ Whitemouth/Whitetongue jack	3,638	2,906	\$7,416	\$2.55	
		<b>Emperors</b>	<i>Monotaxis grandoculis</i>	Mu/Bigeye emperor	5,921	5,339	\$18,045	\$3.38
		<b>Parrotfishes</b>	Family: Scaridae	Parrotfishes (unspecified)/Uhu	86,698	85,473	\$289,191	\$3.38
		<b>Tangs, Surgeons &amp; Unicornfishes</b>	<i>Acanthurus spp.</i> , <i>Ctenochaetus spp.</i>	Surgeons/tangs (unspecified): Many specific Hawaiian names (most not commercial)	138,887	127,535	\$232,502	\$1.82
		<b>Goatfishes</b>	Family: Mullidae	Goatfishes (unspecified)/ Weke/Oama	60,052	51,920	\$255,758	\$4.93
		<b>Squirrel &amp; Soldierfishes</b>	<i>Sargocentron spp.</i> , <i>Neoniphon spp.</i>	Squirrelfishes (unspecified)/'Ala'ihī	60,555	55,744	\$247,088	\$4.43
		<b>Inshore Jacks &amp; Trevallies</b>	Family: Carangidae	Ulua/Jacks & trevallies (large)	1,526	1,329	\$3,742	\$2.82
			Family: Carangidae	Papio/Reef jacks & trevallies (small/juv.)	15	15	\$66	\$4.40
		<b>Other Inshore Carangids</b>	<i>Decapterus macarellus</i>	Mackerel scad/'Ōpelu	244,602	175,089	\$503,921	\$2.88
			<i>Selar crumenophthalmus</i>	Bigeye scad/Akule (adult)/ Hahalalu (juv.)	267,500	185,592	\$641,572	\$3.46
		<b>Other Reef &amp; Inshore Fishes</b>	<i>Abudefduf spp.</i>	Damselfishes/Sergeants/Mamo/ Kupipi/Ma'o ma'o	2,580	2,515	\$8,244	\$3.28
			<i>Albula glossodonta</i> , <i>A. neoguinaica</i>	Bonefishes/'O'io	11,851	9,681	\$12,190	\$1.26
		<i>Aluterus monoceros</i>	Filefish/Oili lepa/Hage	875	755	\$1,138	\$1.51	

FISHERY GROUP	Subgroup	Scientific Name	Local common name(s)	Lb Caught	Lb Sold	Estimated Value	Price/Lb
		<i>Aulostomus</i> spp.	Trumpetfish/Nunu/Billie Hu	250	212	\$351	\$1.66
		Family: Belonidae	Needlefishes (unspecified)/ Ahaaha/Aha mele	1,288	1,284	\$3,045	\$2.37
		Family: Bothidae	Flounders (left-eye)/Pakii/ Flatfishes	19	18	\$35	\$1.94
		<i>Chanos chanos</i>	Milkfish/Awa/Awa 'aua	1163	1055	\$1,651	\$1.56
		<i>Cheilopogon</i> spp.	Flying fishes/Malolo	3	1	\$2	\$2.00
		<i>Cirrhitus pinnulatus</i>	Hawkfish/Po'opa'a/Pa'au/Pau'au/ Popa'a/Popa	3,655	3,468	\$10,731	\$3.09
		Families: Clupeidae, Dussumieriidae	Herrings/Sardines/Piha	514	514	\$1,028	\$2.00
		<i>Diodon holocanthus</i>	Spiny pufferfish/Balloon fish/ O'opu hue	8	0	\$0	N/A
		<i>Elops hawaiiensis</i>	Hawaiian ladyfish/Awaawa/ Awa'aua/Kalamoho	1,378	699	\$1,202	\$1.72
		<i>Erythrocles scintillans</i>	Golden kalekale/kali kali	409	36	\$120	\$3.33
		<i>Gymnothorax</i> spp., <i>Conger</i> spp.	Eels/Puhi/Puhuiha	2,409	849	\$1,096	\$1.29
		<i>Kuhlia</i> spp.	Flagtails/'Āholehole	2,309	1,785	\$7,323	\$4.10
		<i>Kyphosus</i> spp.	Rudderfishes/Nenuue/Enenuue	30,606	29,496	\$43,970	\$1.49
		Family: Labridae	Wrasses/Ea/Opule/A'awa/ Malatea/Hilu/Laenihi	6,808	4,704	\$17,378	\$3.69
		Family: Mugilidae	Mullets (unspecified)/ 'Anae (adults)	7,215	6,180	\$26,947	\$4.36
		<i>Polydactylus sexfilis</i>	Threadfin/Moi	497	73	\$468	\$6.41
		<i>Priacanthus</i> spp.	Aweoweo/Bigeyes/Glasseyes	6,272	5,823	\$21,217	\$3.64
		Family: Scorpaenidae (many species)	Nohu/Oopu kae nohu/Hogo/ Scorpionfishes	3,252	2,467	\$14,122	\$5.72
		Unknown	Miscellaneous (unspecified)	4,190	2,180	\$4,938	\$2.27
		Various families	Reef fishes (unspecified)	742	39	\$38	\$0.97

FISHERY GROUP	Subgroup	Scientific Name	Local common name(s)	Lb Caught	Lb Sold	Estimated Value	Price/Lb
	<b>Introduced Estuarine Fishes</b>	<i>Oreochromis sp.</i>	Tilapia	3,099	148	\$505	\$3.41
	<b>Sharks</b>	Infraclass: Selachii (multiple orders)	Sharks/Mano	133,587	109,198	\$107,767	\$0.99
	<b>Rays</b>	Infraclass: Batoidea	Rays/Hihimanu	18	0	\$0	N/A
<b>INVERTEBRATES</b>	<b>Crustaceans</b>	Infraorder: Brachyura	Crabs (unspecified)/Papa'i (general)/A'ama/Moala/Kuahonu/Koha (many others)	52,251	39,445	\$170,115	\$4.31
		<i>Panulirus penicillatus, P. marginatus</i>	Spiny lobsters/Ula/Ula hiwa	11,647	8,823	\$94,674	\$10.73
		<i>Scyllarides spp.</i>	Slipper lobster/Ulapapapa	143	52	\$414	\$7.96
		<i>Heterocarpus spp., Penaeus marginatus</i>	Shrimps (saltwater)/Opae	18,336	9,950	\$81,451	\$8.19
	<b>Mollusks</b>	<i>Cellana spp.</i>	Limpets (saltwater)/Opihi	25,817	14,165	\$93,190	\$6.58
		Superorder: Decapodiformes (Class: Cephalopoda; Subclass: Coleoidea)	Squids/Muhe'e/lka	4,840	3,101	\$10,329	\$3.33
		<i>Octopus spp.</i>	Octopus/He'e/Tako	39,478	25,761	\$116,276	\$4.51
	<b>Other Invertebrates</b>	Multiple phyla	Invertebrates (unspecified)	5,219	3,174	\$244,950	\$77.17
<b>MARINE ALGAE</b>	<b>Algae/Limu</b>	Phyla: Rhodophyta, Chlorophyta (unspecified)	Algae (unspecified)/Limu	17,519	5,901	\$50,806	\$8.61
<b>TOTAL</b>				<b>34,675,666</b>	<b>32,413,931</b>	<b>\$107,862,059</b>	<b>\$3.33</b>

Table D 2. Hawai'i Estimated Commercial Landings: January 2013

FISHERY GROUP	Subgroup	Scientific Name	Local common name(s)	Lb Caught	Lb Sold	Estimated Value	Price/Lb
PELAGIC FISHES	Tunas	<i>Euthynnus affinis</i>	Kawakawa	1,114	508	\$1,221	\$2.40
		<i>Katsuwonus pelamis</i>	Skipjack tuna/Aku	208,845	183,263	\$152,529	\$0.83
		<i>Thunnus alalunga</i>	Albacore tuna/Ahi palaha/Tombo	118,973	116,746	\$307,896	\$2.64
		<i>Thunnus albacares</i>	Yellowfin tuna/Ahi/Aki (juv)/Allison/Shibiko/Koshibi	406,529	372,647	\$1,487,623	\$3.99
		<i>Thunnus obesus</i>	Bigeye tuna/Ahi/Po'onui/Mebachi/ Daruma/"Bluefin" (misnomer Big Island)	1,377,371	1,336,767	\$6,468,373	\$4.84
	Other Scombrids	Tribe: Thunnini	Ahi/Tunas (unspecified)	1,098	1,097	\$3,588	\$3.27
		<i>Acanthocybium solandri</i>	Ono/Wahoo	43,206	34,689	\$154,139	\$4.44
		<i>Scomberoides lysan</i>	Lae/Leatherneck/Sagoshi	13	12	\$29	\$2.47
	Billfishes	<i>Istiophorus platypterus</i>	Sailfish/A'u/Au lepe	2,615	307	\$513	\$1.67
		<i>Kajikia audax</i>	Striped marlin/A'u/Au/ Nairagi/Mitsukuri	51,978	51,978	\$135,100	\$2.60
		<i>Makaira mazara</i>	Blue marlin/A'u/Au/Kajiki	39,533	27,540	\$66,105	\$2.40
		<i>Tetrapturus angustirostris</i>	Shortnose spearfish/A'u/Au/ Hebi/Aiu	60,443	57,388	\$92,229	\$1.61
	Other Large Pelagics	<i>Xiphias gladius</i>	Broadbill swordfish/A'u/Au/A'u kū	199,219	95,198	\$397,235	\$4.17
		<i>Coryphaena hippurus</i> , <i>C. equiselis</i>	Mahimahi	48,900	44,045	\$145,713	\$3.31
		<i>Elagatis bipinnulata</i>	Rainbow runner/Kamano/Kamanu/ Hawaiian salmon	193	96	\$143	\$1.49
		<i>Lampris guttatus</i>	Moonfish/Opah/Manendai	57,108	53,085	\$194,778	\$3.67
		<i>Promethichthys prometheus</i>	Snake mackerel	2	0	\$0	\$0.00
		<i>Ruvettus pretiosus</i>	Oilfish/Walu/Hawaiian butterfish	62,983	59,883	\$25,796	\$0.43
		<i>Sphyraena spp.</i>	Barracudas/Kaku/Opelu mama	452	325	\$632	\$1.95
	<i>Taractichthys</i> , <i>Eumegistus</i> ,	Pomfrets (unspecified)/Monchong/	69,784	69,784	\$243,618	\$3.49	

FISHERY GROUP	Subgroup	Scientific Name	Local common name(s)	Lb Caught	Lb Sold	Estimated Value	Price/Lb
BOTTOMFISHES	Snappers	<i>Brama spp.</i>	Mu kau/Yohando				
		Unknown	Pelagic fishes (unspecified)	127	0	\$0	\$0.00
		<i>Aphareus rutilans</i>	Lehi (deep)/Silverjaw jobfish	2,140	1,841	\$9,826	\$5.34
		<i>Aprion virescens</i>	Uku/Gray snapper	11,090	6,558	\$33,329	\$5.08
		<i>Etelis carbunculus</i>	Ehu/Ula'ula/Eahu/Red snapper	2,996	2,004	\$12,081	\$6.03
		<i>Etelis coruscans</i>	Onaga/Ula'ula ko'ae/Red snapper	7,581	6,637	\$54,494	\$8.21
		Family: Lutjanidae	Snappers (unspecified)	164	120	\$501	\$4.17
		<i>Lutjanus kasmira</i>	Ta'ape/Blue-lined snapper/ Yosuji-fuedai	3,165	3,143	\$5,752	\$1.83
		<i>Pristipomoides auricilla</i>	Yellowtail kalekale/Purple paka (opakapaka)	5	5	\$17	\$3.57
		<i>Pristipomoides filamentosus</i>	Opakapaka/Pink snapper	12,661	10,224	\$72,076	\$7.05
	<i>Pristipomoides sieboldii</i>	Kalekale/Kalikali	1,409	968	\$4,000	\$4.13	
	<i>Pristipomoides zonatus</i>	Gindai/Ukikiki/Flower snapper	375	239	\$1,179	\$4.93	
	Groupers	<i>Cephalopholis argus</i>	Roi/Royal seabass/Peacock grouper/Blue spot grouper	319	286	\$765	\$2.67
		<i>Hyporthodus quernus</i>	Hapu'upu'u/Hawaiian grouper	902	700	\$4,126	\$5.89
		Jacks & Trevallies	<i>Carangoides ferdau</i>	Barred ulua/Blue trevally	604	17	\$44
	<i>Carangoides orthogrammus</i>		Papa ulua/Island jack/Yellow spotted/Goldspot jack/trevally	403	403	\$1,829	\$4.54
	<i>Caranx ignobilis</i>		White ulua/Ulua aukea/Giant ulua	1,083	551	\$1,456	\$2.64
	<i>Caranx lugubris</i>		Black ulua/Ulua lauli/Gunkan	24	0	\$0	\$0.00
	<i>Caranx sexfasciatus</i>		Sasa ulua/Mempachi ulua/ Pake ulua	8	0	\$0	\$0.00
	<i>Pseudocaranx dentex</i>		Butaguchi/Buta ulua/ Pig-lipped ulua	15	0	\$0	\$0.00
<i>Seriola dumerili</i>	Kahala/Greater amberjack/ Boogaman		1,555	181	\$280	\$1.55	



FISHERY GROUP	Subgroup	Scientific Name	Local common name(s)	Lb Caught	Lb Sold	Estimated Value	Price/Lb
REEF & INSHORE FISHES		<i>Uraspis helvola</i>	Dobe ulua/Whitemouth/ Whitetongue jack	27	0	\$0	\$0.00
	Emperors	<i>Monotaxis grandoculis</i>	Mu/Bigeye emperor	586	489	\$1,472	\$3.01
	Parrotfishes	Family: Scaridae	Parrotfishes (unspecified)/Uhu	8,341	8,316	\$28,771	\$3.46
	Tangs, Surgeons, & Unicornfishes	<i>Acanthurus spp.</i> , <i>Ctenochaetus spp.</i>	Surgeons/tangs (unspecified): Many specific Hawaiian names (most not commercial)	13,401	12,248	\$23,158	\$1.89
	Goatfishes	Family: Mullidae	Goatfishes (unspecified)/Weke/Oama	6,855	6,305	\$27,846	\$4.42
	Squirrel & Soldierfishes	<i>Sargocentron spp.</i> , <i>Neoniphon spp.</i>	Squirrelfishes (unspecified)'/Ala'ihī	4,906	4,640	\$20,704	\$4.46
	Inshore Jacks & Trevallies	Family: Carangidae	Ulua/Jacks & trevallies (large)	67	25	\$98	\$3.93
	Other Inshore Carangids	<i>Decapterus macarellus</i>	Mackerel scad/'Ōpelu	18,575	13,485	\$41,519	\$3.08
		<i>Selar crumenophthalmus</i>	Bigeye scad/Akule (adult)/ Hahalalu (juv.)	13,794	9,793	\$32,920	\$3.36
	Other Reef & Inshore Fishes	<i>Abudefduf spp.</i>	Damsel/sergeants/Mamo/ Kupipi/Ma'o ma'o	379	379	\$1,249	\$3.30
		<i>Albula glossodonta</i> , <i>A. neoguinaica</i>	Bonefishes/'O'io	426	426	\$600	\$1.41
		<i>Aluterus monoceros</i>	Filefish/Oili lepa/Hage	94	94	\$114	\$1.21
		<i>Aulostomus spp.</i>	Trumpetfish/Nunu/Billie Hu	39	29	\$43	\$1.45
		Family: Belonidae	Needlefishes (unspecified)/ Ahaaha/Aha mele	399	399	\$353	\$0.88
	<i>Chanos chanos</i>	Milkfish/Awa/Awa 'aua	17	0	\$0	\$0.00	
	<i>Cirrhitus pinnulatus</i>	Hawkfish/Po'opa'a/Pa'au/Pau'au/	180	180	\$683	\$3.80	

FISHERY GROUP	Subgroup	Scientific Name	Local common name(s)	Lb Caught	Lb Sold	Estimated Value	Price/Lb
			Popa'a/Popa				
		Families: Clupeidae, Dussumieriidae	Herrings/Sardines/Piha	514	514	\$1,028	\$2.00
		<i>Elops hawaiiensis</i>	Hawaiian ladyfish/Awaawa/ Awa'aua/Kalamoho	4	4	\$4	\$1.25
		<i>Erythrocles scintillans</i>	Golden kalekale/kali kali	29	11	\$45	\$4.22
		<i>Gymnothorax spp.</i> , <i>Conger spp.</i>	Eels/Puhi/Puhiuha	111	62	\$104	\$1.68
		<i>Kuhlia spp.</i>	Flagtails/'Āholehole	247	232	\$1,134	\$4.88
		<i>Kyphosus spp.</i>	Rudderfishes/Nenuue/Enenuue	3,766	3,461	\$4,001	\$1.16
		Family: Labridae	Wrasses/Ea/Opule/A'awa/ Malatea/Hilu/Laenihi	508	441	\$2,341	\$5.31
		Family: Mugilidae	Mulletts (unspecified)/ 'Anae (adults)	22	22	\$74	\$3.41
		<i>Polydactylus sexfilis</i>	Threadfin/Moi	17	5	\$30	\$6.26
		<i>Priacanthus spp.</i>	Aweoweo/Bigeyes/ Glasseyes	704	671	\$1,631	\$2.43
		Family: Scorpaenidae (many species)	Nohu/Oopu kae nohu/Hogo/ Scorpionfishes	198	138	\$919	\$6.68
		Unknown	Miscellaneous (unspecified)	690	690	\$1,397	\$2.02
		Various families	Reef fishes (unspecified)	30	10	\$9	\$0.87
	<b>Introduced Estuarine Fishes</b>	<i>Oreochromis sp.</i>	Tilapia	324	0	\$0	\$0.00
	<b>Sharks</b>	Infraclass: Selachii (multiple orders)	Sharks/Mano	10,027	8,707	\$6,116	\$0.70

FISHERY GROUP	Subgroup	Scientific Name	Local common name(s)	Lb Caught	Lb Sold	Estimated Value	Price/Lb
INVERTEBRATES	Crustaceans	Infraorder: Brachyura	Crabs (unspecified)/Papa'i (general)/A'ama/Moala/Kuahonu/Koha (many others)	3,582	2,118	\$9,305	\$4.39
		<i>Panulirus penicillatus</i> , <i>P. marginatus</i>	Spiny lobsters/Ula/Ula hiwa	1,707	1,524	\$19,478	\$12.78
		<i>Scyllarides</i> spp.	Slipper lobster/Ulapapapa	1	0	\$0	\$0.00
		<i>Heterocarpus</i> spp., <i>Penaeus marginatus</i>	Shrimps (saltwater)/Opae	745	603	\$5,429	\$9.00
	Mollusks	<i>Cellana</i> spp.	Limpets (saltwater)/Opihi	1,800	1,721	\$12,399	\$7.21
		Superorder: Decapodiformes (Class: Cephalopoda; Subclass: Coleoidea)	Squids/Muhe'e/Ika	41	37	\$111	\$3.00
		<i>Octopus</i> spp.	Octopus/He'e/Tako	2,915	1,760	\$7,874	\$4.47
	Other Invertebrates	Multiple phyla	Invertebrates (unspecified)	774	634	\$47,573	\$75.00
MARINE ALGAE	Algae/Limu	Phyla: Rhodophyta, Chlorophyta (unspecified)	Algae (unspecified)/Limu	533	339	\$3,372	\$9.95
<b>TOTAL</b>				<b>2,894,360</b>	<b>2,619,747</b>	<b>\$10,382,919</b>	<b>\$3.96</b>

Table D 3. Hawai'i Estimated Commercial Landings: February 2013

FISHERY GROUP	Subgroup	Scientific Name	Local common name(s)	Lb Caught	Lb Sold	Estimated Value	Price/Lb	
PELAGIC FISHES	Tunas	<i>Euthynnus affinis</i>	Kawakawa	361	219	\$651	\$2.97	
		<i>Katsuwonus pelamis</i>	Skipjack tuna/Aku	99,479	93,329	\$54,411	\$0.58	
		<i>Thunnus alalunga</i>	Albacore tuna/Ahi palaha/Tombo	108,350	107,434	\$305,482	\$2.84	
			<i>Thunnus albacares</i>	Yellowfin tuna/Ahi/Aki (juv)/Allison/Shibiko/Koshihi	336,593	336,593	\$1,466,495	\$4.36
			<i>Thunnus obesus</i>	Bigeye tuna/Ahi/Po'onui/Mebachi/Daruma/"Bluefin" (misnomer Big Island)	1,179,458	1,179,458	\$5,737,785	\$4.86
			Tribe: Thunnini	Ahi/Tunas (unspecified)	590	53	\$152	\$2.87
	Other Scombrids Billfishes		<i>Acanthocybium solandri</i>	Ono/Wahoo	35,588	30,877	\$148,170	\$4.80
			<i>Istiophorus platypterus</i>	Sailfish/A'u/Au lepe	2,210	391	\$898	\$2.30
			<i>Kajikia audax</i>	Striped marlin/A'u/Au/Nairagi/Mitsukuri	38,141	38,141	\$110,409	\$2.89
			<i>Makaira mazara</i>	Blue marlin/A'u/Au/Kajiki	41,617	35,962	\$105,333	\$2.93
			<i>Tetrapturus angustirostris</i>	Shortnose spearfish/A'u/Au/Hebi/Aiu	53,701	53,491	\$94,610	\$1.77
			<i>Xiphias gladius</i>	Broadbill swordfish/A'u/Au/A'u kū	240,930	108,191	\$325,284	\$3.01
			Suborder: Xiphoidei	Billfishes (unspecified)	1,080	0	\$0	\$0.00
	Other Large Pelagics		<i>Coryphaena hippurus</i> , <i>C. equiselis</i>	Mahimahi	62,897	53,325	\$214,020	\$4.01
			<i>Elagatis bipinnulata</i>	Rainbow runner/Kamano/Kamanu/Hawaiian salmon	53	30	\$30	\$1.00
			<i>Lampris guttatus</i>	Moonfish/Opah/Manendai	68,420	68,420	\$239,550	\$3.50

FISHERY GROUP	Subgroup	Scientific Name	Local common name(s)	Lb Caught	Lb Sold	Estimated Value	Price/Lb	
		<i>Promethichthys prometheus</i>	Snake mackerel	3	0	\$0	\$0.00	
		<i>Ruvettus pretiosus</i>	Oilfish/Walu/Hawaiian butterfish	49,048	49,048	\$55,815	\$1.14	
		<i>Sphyaena spp.</i>	Barracudas/Kaku/Opelu mama	343	293	\$566	\$1.93	
		<i>Taractichthys, Eumegistus, Brama spp.</i>	Pomfrets (unspecified)/Monchong/ Mu kau/Yohando	98,465	98,465	\$296,567	\$3.01	
		Unknown	Pelagic fishes (unspecified)	124	67	\$7	\$0.10	
<b>BOTTOMFISHES</b>	<b>Snappers</b>	<i>Aphareus rutilans</i>	Lehi (deep)/Silverjaw jobfish	341	324	\$1,730	\$5.34	
		<i>Aprion virescens</i>	Uku/Gray snapper	4,430	1,781	\$9,573	\$5.37	
		<i>Etelis carbunculus</i>	Ehu/Ula'ula/Eahu/Red snapper	863	773	\$6,065	\$7.85	
		<i>Etelis coruscans</i>	Onaga/Ula'ula ko'ae/Red snapper	1,335	1,250	\$12,109	\$9.69	
		Family: Lutjanidae	Snappers (unspecified)	126	96	\$446	\$4.65	
		<i>Lutjanus kasmira</i>	Ta'ape/Blue-lined snapper/Yosuji-fuedai	2,049	1,756	\$3,386	\$1.93	
		<i>Pristipomoides auricilla</i>	Yellowtail kalekale/Purple paka (opakapaka)	3	0	\$0	\$0.00	
		<i>Pristipomoides filamentosus</i>	Opakapaka/Pink snapper	2,000	1,914	\$16,644	\$8.70	
		<i>Pristipomoides sieboldii</i>	Kalekale/Kalikali	237	186	\$918	\$4.94	
		<i>Pristipomoides zonatus</i>	Gindai/Ukikiki/Flower snapper	98	77	\$443	\$5.79	
		<b>Groupers</b>	<i>Cephalopholis argus</i>	Roi/Royal seabass/Peacock grouper/ Blue spot grouper	202	188	\$498	\$2.66
			<i>Hyporthodus quernus</i>	Hapu'upu'u/Hawaiian grouper	191	136	\$1,010	\$7.40
		<b>Jacks &amp; Trevallies</b>	<i>Carangoides ferdau</i>	Barred ulua/Blue trevally	280	26	\$40	\$1.56

FISHERY GROUP	Subgroup	Scientific Name	Local common name(s)	Lb Caught	Lb Sold	Estimated Value	Price/Lb	
REEF & INSHORE FISHES		<i>Carangoides orthogrammus</i>	Papa ulua/Island jack/Yellow spotted/Goldspot jack/trevally	330	183	\$682	\$3.72	
		<i>Caranx ignobilis</i>	White ulua/Ulua aukea/Giant ulua	339	339	\$1,074	\$3.17	
		<i>Caranx lugubris</i>	Black ulua/Ulua lauli/Gunkan	135	0	\$0	\$0.00	
		<i>Caranx sexfasciatus</i>	Sasa ulua/Mempachi ulua/Pake ulua	44	44	\$132	\$3.00	
		<i>Pseudocaranx dentex</i>	Butaguchi/Buta ulua/Pig-lipped ulua	200	163	\$733	\$4.50	
		<i>Seriola dumerili</i>	Kahala/Greater amberjack/Boogaman	634	12	\$13	\$1.08	
		<i>Uraspis helvola</i>	Dobe ulua/Whitemouth/Whitetongue jack	133	103	\$337	\$3.29	
		<b>Emperors</b>	<i>Monotaxis grandoculis</i>	Mu/Bigeye emperor	177	177	\$568	\$3.21
		<b>Parrotfishes</b>	Family: Scaridae	Parrotfishes (unspecified)/Uhu	4,250	4,244	\$16,254	\$3.83
		<b>Tangs, Surgeons, &amp; Unicornfishes</b>	<i>Acanthurus spp.</i> , <i>Ctenochaetus spp.</i>	Surgeons/tangs (unspecified): Many specific Hawaiian names (most not commercial)	9,786	9,318	\$18,609	\$2.00
		<b>Goatfishes</b>	Family: Mullidae	Goatfishes (unspecified)/Weke/Oama	4,944	4,588	\$19,996	\$4.36
		<b>Squirrel &amp; Soldierfishes</b>	<i>Sargocentron spp.</i> , <i>Neoniphon spp.</i>	Squirrelfishes (unspecified)/Ala'ihī	1,271	1,271	\$5,858	\$4.61
		<b>Inshore Jacks &amp; Trevallies</b>	Family: Carangidae	Ulua/Jacks & trevallies (large)	19	0	\$0	\$0.00
		<b>Other Inshore Carangids</b>	<i>Decapterus macarellus</i>	Mackerel scad/Ōpelu	11,243	7,277	\$21,372	\$2.94
		<i>Selar crumenophthalmus</i>	Bigeye scad/Akule (adult)/Hahalalu (juv.)	10,689	7,143	\$27,222	\$3.81	

FISHERY GROUP	Subgroup	Scientific Name	Local common name(s)	Lb Caught	Lb Sold	Estimated Value	Price/Lb
	<b>Other Reef &amp; Inshore Fishes</b>	<i>Abudefduf</i> spp.	Damselfishes/Sergeants/Mamo/Kupipi/Ma'o ma'o	105	101	\$292	\$2.89
		<i>Albula glossodonta</i> , <i>A. neoguinaica</i>	Bonefishes/'O'io	361	259	\$342	\$1.32
		<i>Aluterus monoceros</i>	Filefish/Oili lepa/Hage	112	112	\$161	\$1.44
		<i>Aulostomus</i> spp.	Trumpetfish/Nunu/Billie Hu	19	16	\$24	\$1.52
		Family: Belonidae	Needlefishes (unspecified)/Ahaaha/Aha mele	185	185	\$696	\$3.76
		Family: Bothidae	Flounders (left-eye)/Pakii/Flatfishes	5	5	\$11	\$2.29
		<i>Cirrhitus pinnulatus</i>	Hawkfish/Po'opa'a/Pa'au/Pau'au/Popa'a/Popa	106	106	\$404	\$3.81
		<i>Elops hawaiiensis</i>	Hawaiian ladyfish/Awaawa/Awa'aua/Kalamoho	20	17	\$20	\$1.21
		<i>Erythrocles scintillans</i>	Golden kalekale/kali kali	23	2	\$9	\$6.00
		<i>Gymnothorax</i> spp., <i>Conger</i> spp.	Eels/Puhi/Puhiuha	59	3	\$5	\$1.85
		<i>Kuhlia</i> spp.	Flagtails/'Āholehole	141	104	\$492	\$4.74
		<i>Kyphosus</i> spp.	Rudderfishes/Nenuue/Enenuue	826	794	\$1,154	\$1.45
		Family: Labridae	Wrasses/Ea/Opule/A'awa/Malatea/Hilu/Laenihi	132	91	\$276	\$3.05
		Family: Mugilidae	Mulletts (unspecified)/'Anae (adults)	81	48	\$160	\$3.32
		<i>Polydactylus sexfilis</i>	Threadfin/Moi	25	0	\$0	\$0.00
	<i>Priacanthus</i> spp.	Aweoweo/Bigeyes/Glasseyes	394	394	\$1,604	\$4.07	

FISHERY GROUP	Subgroup	Scientific Name	Local common name(s)	Lb Caught	Lb Sold	Estimated Value	Price/Lb
		Family: Scorpaenidae (many species)	Nohu/Oopu kae nohu/Hogo/Scorpionfishes	75	75	\$610	\$8.11
		Unknown	Miscellaneous (unspecified)	321	302	\$401	\$1.33
		Various families	Reef fishes (unspecified)	63	5	\$6	\$1.25
	<b>Sharks</b>	Infraclass: Selachii (multiple orders)	Sharks/Mano	7,984	4,801	\$5,175	\$1.08
<b>INVERTEBRATES</b>	<b>Crustaceans</b>	Infraorder: Brachyura	Crabs (unspecified)/Papa'i (general)/ A'ama/Moala/Kuahonu/Koha (many others)	3,338	2,502	\$11,529	\$4.61
		<i>Panulirus penicillatus</i> , <i>P. marginatus</i>	Spiny lobsters/Ula/Ula hiwa	639	371	\$3,361	\$9.06
		<i>Heterocarpus</i> spp., <i>Penaeus marginatus</i>	Shrimps (saltwater)/Opae	434	177	\$1,506	\$8.51
	<b>Mollusks</b>	<i>Cellana</i> spp.	Limpets (saltwater)/Opihi	1,572	696	\$4,263	\$6.12
		Superorder: Decapodiformes (Class: Cephalopoda; Subclass: Coleoidea)	Squids/Muhe'e/Ika	10	10	\$29	\$3.00
		<i>Octopus</i> spp.	Octopus/He'e/Tako	2,366	1,305	\$5,756	\$4.41
	<b>Other Invertebrates</b>	Multiple phyla	Invertebrates (unspecified)	114	0	\$0	\$0.00
<b>MARINE ALGAE</b>	<b>Algae/Limu</b>	Phyla: Rhodophyta, Chlorophyta (unspecified)	Algae (unspecified)/Limu	648	452	\$3,946	\$8.73
<b>TOTAL</b>				<b>2,493,958</b>	<b>2,310,089</b>	<b>\$9,364,179</b>	<b>\$4.05</b>



Table D 4. Hawai'i Estimated Commercial Landings: March 2013

FISHERY GROUP	Subgroup	Scientific Name	Local common name(s)	Lb Caught	Lb Sold	Estimated Value	Price/Lb
PELAGIC FISHES	Tunas	<i>Euthynnus affinis</i>	Kawakawa	1,575	877	\$2,969	\$3.38
		<i>Katsuwonus pelamis</i>	Skipjack tuna/Aku	35,258	29,873	\$47,726	\$1.60
		<i>Thunnus alalunga</i>	Albacore tuna/Ahi palaha/Tombo	132,915	132,915	\$299,889	\$2.26
		<i>Thunnus albacares</i>	Yellowfin tuna/Ahi/Aki (juv)/Allison/Shibiko/Koshihi	313,608	303,937	\$1,439,114	\$4.73
		<i>Thunnus obesus</i>	Bigeye tuna/Ahi/Po'onui/Mebachi/ Daruma/"Bluefin" (misnomer Big Island)	1,255,960	1,244,874	\$6,372,057	\$5.12
		Tribe: Thunnini	Ahi/Tunas (unspecified)	190	165	\$786	\$4.76
	Other Scombrids	<i>Acanthocybium solandri</i>	Ono/Wahoo	89,888	74,960	\$257,993	\$3.44
		<i>Rastrelliger brachysoma</i>	Japanese mackerel	3	3	\$8	\$2.50
		<i>Scomberoides lysan</i>	Lae/Leatherneck/Sagoshi	17	17	\$41	\$2.50
	Billfishes	<i>Istiompax indica</i>	Black marlin/A'u/Au White/Silver/Hida	518	0	\$0	\$0.00
		<i>Istiophorus platypterus</i>	Sailfish/A'u/Au Iepe	1,593	674	\$1,541	\$2.29
		<i>Kajikia audax</i>	Striped marlin/A'u/Au/Nairagi/Mitsukuri	37,483	37,483	\$125,137	\$3.34
		<i>Makaira mazara</i>	Blue marlin/A'u/Au/Kajiki	63,608	52,783	\$141,209	\$2.68
		<i>Tetrapturus angustirostris</i>	Shortnose spearfish/A'u/Au/Hebi/Aiu	32,984	32,594	\$94,794	\$2.91
		<i>Xiphias gladius</i>	Broadbill swordfish/A'u/Au/A'u kū	467,058	247,374	\$807,826	\$3.27
		Suborder: Xiphioidae	Billfishes (unspecified)	90	0	\$0	\$0.00
		Other Large Pelagics	<i>Coryphaena hippurus</i> , <i>C. equiselis</i>	Mahimahi	117,963	104,419	\$398,552
	<i>Elagatis bipinnulata</i>		Rainbow runner/Kamano/Kamanu/ Hawaiian salmon	226	99	\$174	\$1.75

FISHERY GROUP	Subgroup	Scientific Name	Local common name(s)	Lb Caught	Lb Sold	Estimated Value	Price/Lb
		<i>Lampris guttatus</i>	Moonfish/Opah/Manendai	103,617	101,263	\$259,754	\$2.57
		<i>Ruvettus pretiosus</i>	Oilfish/Walu/Hawaiian butterfish	62,645	62,645	\$64,175	\$1.02
		<i>Sphyræna spp.</i>	Barracudas/Kaku/Opelu mama	1,262	1,198	\$2,668	\$2.23
		<i>Taractichthys</i> , <i>Eumegistus</i> , <i>Brama</i> <i>spp.</i>	Pomfrets (unspecified)/Monchong/ Mu kau/Yohando	100,054	100,054	\$285,526	\$2.85
		Unknown	Pelagic fishes (unspecified)	15	0	\$0	\$0.00
<b>BOTTOMFISHES</b>	<b>Snappers</b>	<i>Aphareus rutilans</i>	Lehi (deep)/Silverjaw jobfish	3,271	2,837	\$14,433	\$5.09
		<i>Aprion virescens</i>	Uku/Gray snapper	8,729	7,579	\$39,592	\$5.22
		<i>Etelis carbunculus</i>	Ehu/Ula'ula/Eahu/Red snapper	3,725	2,659	\$16,043	\$6.03
		<i>Etelis coruscans</i>	Onaga/Ula'ula ko'ae/Red snapper	10,378	8,558	\$67,698	\$7.91
		Family: Lutjanidae	Snappers (unspecified)	507	433	\$1,844	\$4.26
		<i>Lutjanus kasmira</i>	Ta'ape/Blue-lined snapper/Yosuji-fuedai	3,227	2,891	\$5,407	\$1.87
		<i>Pristipomoides auricilla</i>	Yellowtail kalekale/Purple paka (opakapaka)	7	7	\$25	\$3.58
		<i>Pristipomoides filamentosus</i>	Opakapaka/Pink snapper	16,057	13,126	\$93,139	\$7.10
		<i>Pristipomoides sieboldii</i>	Kalekale/Kalikali	1,142	816	\$3,631	\$4.45
		<i>Pristipomoides zonatus</i>	Gindai/Ukikiki/Flower snapper	315	232	\$1,257	\$5.42
	<b>Groupers</b>	<i>Cephalopholis argus</i>	Roi/Royal seabass/Peacock grouper/ Blue spot grouper	396	360	\$1,044	\$2.90
		<i>Hyporthodus quernus</i>	Hapu'upu'u/Hawaiian grouper	1,159	867	\$4,222	\$4.87

FISHERY GROUP	Subgroup	Scientific Name	Local common name(s)	Lb Caught	Lb Sold	Estimated Value	Price/Lb
REEF & INSHORE FISHES	<b>Jacks &amp; Trevallies</b>	<i>Carangoides ferdau</i>	Barred ulua/Blue trevally	615	79	\$231	\$2.93
		<i>Carangoides orthogrammus</i>	Papa ulua/Island jack/ Yellow spotted/Goldspot jack/trevally	621	544	\$0	\$3.59
		<i>Caranx ignobilis</i>	White ulua/Ulua aukea/Giant ulua	2,153	983	\$2,614	\$2.66
		<i>Caranx lugubris</i>	Black ulua/Ulua lauli/Gunkan	174	174	\$468	\$2.68
		<i>Caranx sexfasciatus</i>	Sasa ulua/Mempachi ulua/Pake ulua	16	16	\$42	\$2.58
		<i>Pseudocaranx dentex</i>	Butaguchi/Buta ulua/Pig-lipped ulua	169	146	\$664	\$4.54
		<i>Seriola dumerili</i>	Kahala/Greater amberjack/Boogaman	2,611	345	\$651	\$1.88
		<i>Uraspis helvola</i>	Dobe ulua/Whitemouth/Whitetongue jack	176	37	\$91	\$2.50
	<b>Emperors</b>	<i>Monotaxis grandoculis</i>	Mu/Bigeye emperor	641	624	\$2,449	\$3.93
	<b>Parrotfishes</b>	Family: Scaridae	Parrotfishes (unspecified)/Uhu	8,643	7,530	\$0	\$3.35
	<b>Tangs, Surgeons, &amp; Unicornfishes</b>	<i>Acanthurus spp.</i> , <i>Ctenochaetus spp.</i>	Surgeons/tangs (unspecified): Many specific Hawaiian names (most not commercial)	13,626	11,888	\$23,034	\$1.94
	<b>Goatfishes</b>	Family: Mullidae	Goatfishes (unspecified)/Weke/Oama	6,815	5,527	\$26,270	\$4.75
	<b>Squirrel &amp; Soldierfishes</b>	<i>Sargocentron spp.</i> , <i>Neoniphon spp.</i>	Squirrelfishes (unspecified)/'Ala'ihī	4,152	2,804	\$12,173	\$4.34
<b>Inshore Jacks &amp; Trevallies</b>	Family: Carangidae	Ulua/Jacks & trevallies (large)	32	18	\$63	\$3.55	
	Family: Carangidae	Papio/Reef jacks & trevallies (small/juv.)	1	1	\$5	\$4.38	

FISHERY GROUP	Subgroup	Scientific Name	Local common name(s)	Lb Caught	Lb Sold	Estimated Value	Price/Lb
	<b>Other Inshore Carangids</b>	<i>Decapterus macarellus</i>	Mackerel scad/'Ōpelu	22,804	16,566	\$52,857	\$3.19
		<i>Selar crumenophthalmus</i>	Bigeye scad/Akule (adult)/Hahalalu (juv.)	18,910	12,464	\$48,841	\$3.92
	<b>Other Reef &amp; Inshore Fishes</b>	<i>Abudefduf</i> spp.	Damselfishes/Sergeants/Mamo/Kupipi/Ma'o ma'o	339	339	\$1,036	\$3.06
		<i>Albula glossodonta</i> , <i>A. neoguinaica</i>	Bonefishes/'O'io	1,779	1,676	\$2,118	\$1.26
		<i>Aluterus monoceros</i>	Filefish/Oili lepa/Hage	166	121	\$160	\$1.33
		<i>Aulostomus</i> spp.	Trumpetfish/Nunu/Billie Hu	34	21	\$30	\$1.47
		Family: Belonidae	Needlefishes (unspecified)/Ahaaha/Aha mele	70	70	\$244	\$3.49
		Family: Bothidae	Flounders (left-eye)/Pakii/Flatfishes	1	0	\$0	\$0.00
		<i>Chanos chanos</i>	Milkfish/Awa/Awa 'aua	75	1	\$2	\$1.75
		<i>Cirrhitus pinnulatus</i>	Hawkfish/Po'opa'a/Pa'au/Pau'au/Popa'a/Popa	108	83	\$313	\$3.78
		<i>Elops hawaiiensis</i>	Hawaiian ladyfish/Awaawa/ Awa'aua/Kalamoho	162	162	\$219	\$1.36
		<i>Erythrocles scintillans</i>	Golden kalekale/kali kali	39	6	\$18	\$3.00
		<i>Gymnothorax</i> spp., <i>Conger</i> spp.	Eels/Puhi/Puhiuha	89	33	\$36	\$1.10
		<i>Kuhlia</i> spp.	Flagtails/'Āholehole	227	208	\$833	\$4.00
		<i>Kyphosus</i> spp.	Rudderfishes/Nenuue/Enenuue	1,699	1,699	\$2,564	\$1.51
		Family: Labridae	Wrasses/Ea/Opule/A'awa/Malatea/Hilu/Laenihi	709	513	\$2,755	\$5.37

FISHERY GROUP	Subgroup	Scientific Name	Local common name(s)	Lb Caught	Lb Sold	Estimated Value	Price/Lb	
INVERTEBRATES		Family: Mugilidae	Mulletts (unspecified)/'Ana'e (adults)	37	37	\$128	\$3.47	
		<i>Polydactylus sexfilis</i>	Threadfin/Moi	65	2	\$13	\$6.58	
		<i>Priacanthus spp.</i>	Aweoweo/Bigeyes/Glasseyes	582	537	\$2,174	\$4.05	
		Family: Scorpaenidae (many species)	Nohu/Oopu kae nohu/Hogo/ Scorpionfishes	422	330	\$1,921	\$5.82	
		Unknown	Miscellaneous (unspecified)	111	57	\$107	\$1.89	
		Various families	Reef fishes (unspecified)	86	0	\$0	\$0.00	
		<b>Sharks</b>	Infraclass: Selachii (multiple orders)	Sharks/Mano	13,922	12,102	\$12,374	\$1.02
		<b>Rays</b>	Infraclass: Batoidea	Rays/Hihimanu	18	0	\$0	\$0.00
		<b>Crustaceans</b>	Infraorder: Brachyura	Crabs (unspecified)/Papa'i (general)/ A'ama/Moala/Kuahonu/Koha (many others)	4,339	3,188	\$15,398	\$4.83
			<i>Panulirus penicillatus, P. marginatus</i>	Spiny lobsters/Ula/Ula hiwa	1,314	955	\$7,704	\$8.07
			<i>Scyllarides spp.</i>	Slipper lobster/Ulapapapa	26	6	\$45	\$8.00
			<i>Heterocarpus spp., Penaeus marginatus</i>	Shrimps (saltwater)/Opae	1,282	447	\$4,055	\$9.08
		<b>Mollusks</b>	<i>Cellana spp.</i>	Limpets (saltwater)/Opihi	2,028	1,588	\$9,766	\$6.15
			Superorder: Decapodiformes (Class: Cephalopoda; Subclass: Coleoidea)	Squids/Muhe'e/Ika	111	66	\$283	\$4.27
		<i>Octopus spp.</i>	Octopus/He'e/Tako	2,670	1,929	\$8,485	\$4.40	

<b>FISHERY GROUP</b>	<b>Subgroup</b>	<b>Scientific Name</b>	<b>Local common name(s)</b>	<b>Lb Caught</b>	<b>Lb Sold</b>	<b>Estimated Value</b>	<b>Price/Lb</b>
	<b>Other Invertebrates</b>	Multiple phyla	Invertebrates (unspecified)	806	636	\$47,560	\$74.80
<b>MARINE ALGAE</b>	<b>Algae/Limu</b>	Phyla: Rhodophyta, Chlorophyta (unspecified)	Algae (unspecified)/Limu	2,182	664	\$6,589	\$9.92
<b>TOTAL</b>				<b>2,985,100</b>	<b>2,655,794</b>	<b>\$11,147,657</b>	<b>\$4.20</b>

Table D 5. Hawai'i Estimated Commercial Landings: April 2013

FISHERY GROUP	Subgroup	Scientific Name	Local common name(s)	Lb Caught	Lb Sold	Estimated Value	Price/Lb
PELAGIC FISHES	Tunas	<i>Euthynnus affinis</i>	Kawakawa	1,073	744	\$2,349	\$3.16
		<i>Katsuwonus pelamis</i>	Skipjack tuna/Aku	51,195	32,068	\$67,582	\$2.11
		<i>Thunnus alalunga</i>	Albacore tuna/Ahi palaha/Tombo	32,925	32,863	\$107,290	\$3.26
		<i>Thunnus albacares</i>	Yellowfin tuna/Ahi/Aki (juv)/ Allison/Shibiko/Koshibi	209,149	186,320	\$782,660	\$4.20
		<i>Thunnus obesus</i>	Bigeye tuna/Ahi/Po'onui/Mebachi/ Daruma/"Bluefin" (misnomer Big Island)	890,624	890,624	\$5,093,241	\$5.72
		Tribe: Thunnini	Ahi/Tunas (unspecified)	363	358	\$1,257	\$3.51
	Other Scombrids	<i>Acanthocybium solandri</i>	Ono/Wahoo	122,920	114,702	\$290,530	\$2.53
		<i>Rastrelliger brachysoma</i>	Japanese mackerel	3	3	\$16	\$6.20
		<i>Scomberoides lysan</i>	Lae/Leatherneck/Sagoshi	24	18	\$46	\$2.57
	Billfishes	<i>Istiompax indica</i>	Black marlin/A'u/Au White/Silver/Hida	979	0	\$0	\$0.00
		<i>Istiophorus platypterus</i>	Sailfish/A'u/Au lepe	1,698	1,609	\$2,086	\$1.30
		<i>Kajikia audax</i>	Striped marlin/A'u/Au/Nairagi/Mitsukuri	61,656	61,656	\$109,909	\$1.78
		<i>Makaira mazara</i>	Blue marlin/A'u/Au/Kajiki	109,066	98,634	\$153,065	\$1.55
		<i>Tetrapturus angustirostris</i>	Shortnose spearfish/A'u/Au/Hebi/Aiu	35,405	35,405	\$46,833	\$1.32
		<i>Xiphias gladius</i>	Broadbill swordfish/A'u/Au/A'u kū	284,423	237,454	\$548,286	\$2.31
		Suborder: Xiphioidei	Billfishes (unspecified)	180	0	\$0	\$0.00

FISHERY GROUP	Subgroup	Scientific Name	Local common name(s)	Lb Caught	Lb Sold	Estimated Value	Price/Lb
	<b>Other Large Pelagics</b>	<i>Coryphaena hippurus</i> , <i>C. equiselis</i>	Mahimahi	144,837	140,474	\$508,429	\$3.62
		<i>Elagatis bipinnulata</i>	Rainbow runner/Kamano/Kamanu/ Hawaiian salmon	231	139	\$328	\$2.36
		<i>Lampris guttatus</i>	Moonfish/Opah/Manendai	130,686	130,686	\$257,822	\$1.97
		<i>Promethichthys prometheus</i>	Snake mackerel	1	0	\$0	\$0.00
		<i>Ruvettus pretiosus</i>	Oilfish/Walu/Hawaiian butterfish	61,364	60,519	\$26,166	\$0.43
		<i>Sphyræna spp.</i>	Barracudas/Kaku/Opelu mama	2,465	2,376	\$4,031	\$1.70
		<i>Taractichthys</i> , <i>Eumegistus</i> , <i>Brama spp.</i>	Pomfrets (unspecified)/Monchong/ Mu kau/Yohando	144,390	144,390	\$182,099	\$1.26
<b>BOTTOMFISHES</b>	<b>Snappers</b>	<i>Aphareus rutilans</i>	Lehi (deep)/Silverjaw jobfish	1,690	1,574	\$7,764	\$4.93
		<i>Aprion virescens</i>	Uku/Gray snapper	16,062	13,836	\$52,014	\$3.76
		<i>Etelis carbunculus</i>	Ehu/Ula'ula/Eahu/Red snapper	3,462	2,691	\$16,507	\$6.13
		<i>Etelis coruscans</i>	Onaga/Ula'ula ko'ae/Red snapper	6,053	5,474	\$45,091	\$8.24
		Family: Lutjanidae	Snappers (unspecified)	252	193	\$836	\$4.34
		<i>Lutjanus kasmira</i>	Ta'ape/Blue-lined snapper/Yosuji-fuedai	1,695	1,129	\$2,010	\$1.78
		<i>Pristipomoides filamentosus</i>	Opakapaka/Pink snapper	8,495	7,861	\$56,076	\$7.13
		<i>Pristipomoides sieboldii</i>	Kalekale/Kalikali	1,273	1,058	\$4,604	\$4.35
		<i>Pristipomoides zonatus</i>	Gindai/Ukikiki/Flower snapper	351	267	\$1,434	\$5.38
	<b>Groupers</b>	<i>Cephalopholis argus</i>	Roi/Royal seabass/Peacock grouper/ Blue spot grouper	406	178	\$489	\$2.74
		<i>Hyporthodus quernus</i>	Hapu'upu'u/Hawaiian grouper	1,538	1,453	\$8,423	\$5.80



FISHERY GROUP	Subgroup	Scientific Name	Local common name(s)	Lb Caught	Lb Sold	Estimated Value	Price/Lb
REEF & INSHORE FISHES	<b>Jacks &amp; Trevallies</b>	<i>Carangoides ferdau</i>	Barred ulua/Blue trevally	431	153	\$420	\$2.75
		<i>Carangoides orthogrammus</i>	Papa ulua/Island jack/ Yellow spotted/Goldspot jack/trevally	709	225	\$751	\$3.33
		<i>Caranx ignobilis</i>	White ulua/Ulua aukea/Giant ulua	1,078	996	\$2,553	\$2.56
		<i>Caranx lugubris</i>	Black ulua/Ulua lauli/Gunkan	165	165	\$469	\$2.83
		<i>Caranx sexfasciatus</i>	Sasa ulua/Mempachi ulua/Pake ulua	45	45	\$120	\$2.69
		<i>Pseudocaranx dentex</i>	Butaguchi/Buta ulua/Pig-lipped ulua	235	76	\$361	\$4.75
		<i>Seriola dumerili</i>	Kahala/Greater amberjack/Boogaman	947	132	\$338	\$2.56
		<i>Uraspis helvola</i>	Dobe ulua/Whitemouth/Whitetongue jack	141	72	\$201	\$2.80
	<b>Emperors</b>	<i>Monotaxis grandoculis</i>	Mu/Bigeye emperor	390	290	\$970	\$3.35
	<b>Parrotfishes</b>	Family: Scaridae	Parrotfishes (unspecified)/Uhu	7,522	7,521	\$27,060	\$3.60
	<b>Tangs, Surgeons, &amp; Unicornfishes</b>	<i>Acanthurus spp.</i> , <i>Ctenochaetus spp.</i>	Surgeons/tangs (unspecified): Many specific Hawaiian names (most not commercial)	10,805	8,963	\$15,822	\$1.77
	<b>Goatfishes</b>	Family: Mullidae	Goatfishes (unspecified)/Weke/Oama	4,358	3,935	\$19,968	\$5.07
	<b>Squirrel &amp; Soldierfishes</b>	<i>Sargocentron spp.</i> , <i>Neoniphon spp.</i>	Squirrelfishes (unspecified)/'Ala'ihī	3,562	3,389	\$15,789	\$4.66
	<b>Inshore Jacks &amp; Trevallies</b>	Family: Carangidae	Ulua/Jacks & trevallies (large)	113	110	\$287	\$2.61
	Family: Carangidae	Papio/Reef jacks & trevallies (small/juv.)	3	3	\$14	\$4.55	

FISHERY GROUP	Subgroup	Scientific Name	Local common name(s)	Lb Caught	Lb Sold	Estimated Value	Price/Lb
	<b>Other Inshore Carangids</b>	<i>Decapterus macarellus</i>	Mackerel scad/Ōpelu	23,823	16,289	\$46,043	\$2.83
		<i>Selar crumenophthalmus</i>	Bigeye scad/Akule (adult)/Hahalalu (juv.)	31,085	22,952	\$79,739	\$3.47
	<b>Other Reef &amp; Inshore Fishes</b>	<i>Abudefduf</i> spp.	Damselfishes/Sergeants/Mamo/Kupipi/Ma'o ma'o	132	132	\$419	\$3.17
		<i>Albula glossodonta</i> , <i>A. neoguinaica</i>	Bonefishes/O'io	2,952	2,392	\$2,997	\$1.25
		<i>Aluterus monoceros</i>	Filefish/Oili lepa/Hage	89	70	\$97	\$1.38
		<i>Aulostomus</i> spp.	Trumpetfish/Nunu/Billie Hu	50	39	\$47	\$1.19
		Family: Belonidae	Needlefishes (unspecified)/Ahaaha/Aha mele	10	6	\$10	\$1.75
		<i>Chanos chanos</i>	Milkfish/Awa/Awa 'aua	37	37	\$72	\$1.95
		<i>Cirrhitus pinnulatus</i>	Hawkfish/Po'opa'a/Pa'au/Pau'au/Popa'a/Popa	154	116	\$440	\$3.79
		<i>Elops hawaiiensis</i>	Hawaiian ladyfish/Awaawa/Awa'aua/Kalamoho	185	185	\$472	\$2.55
		<i>Erythrocles scintillans</i>	Golden kalekale/kali kali	14	1	\$4	\$4.00
		<i>Gymnothorax</i> spp., <i>Conger</i> spp.	Eels/Puhi/Puhiuha	96	0	\$0	\$0.00
		<i>Kuhlia</i> spp.	Flagtails/Āholehole	68	20	\$138	\$6.85
		<i>Kyphosus</i> spp.	Rudderfishes/Nenuue/Enenuue	2,866	2,802	\$4,563	\$1.63
		Family: Labridae	Wrasses/Ea/Opule/A'awa/Malatea/Hilu/Laenihi	616	383	\$1,134	\$2.96

FISHERY GROUP	Subgroup	Scientific Name	Local common name(s)	Lb Caught	Lb Sold	Estimated Value	Price/Lb
		Family: Mugilidae	Mulletts (unspecified)/'Anae (adults)	1,505	1,249	\$5,487	\$4.39
		<i>Polydactylus sexfilis</i>	Threadfin/Moi	60	0	\$0	\$0.00
		<i>Priacanthus spp.</i>	Aweoweo/Bigeyes/Glasseyes	340	332	\$1,416	\$4.26
		Family: Scorpaenidae (many species)	Nohu/Oopu kae nohu/Hogo/Scorpionfishes	299	208	\$1,469	\$7.05
		Unknown	Miscellaneous (unspecified)	104	19	\$22	\$1.15
		Various families	Reef fishes (unspecified)	108	24	\$23	\$0.96
	<b>Sharks</b>	Infraclass: Selachii (multiple orders)	Sharks/Mano	11,727	11,336	\$11,186	\$0.99
<b>INVERTEBRATES</b>	<b>Crustaceans</b>	Infraorder: Brachyura	Crabs (unspecified)/Papa'i (general)/A'ama/Moala/Kuahonu/Koha (many others)	5,871	4,126	\$21,078	\$5.11
		<i>Panulirus penicillatus</i> , <i>P. marginatus</i>	Spiny lobsters/Ula/Ula hiwa	2,078	1,804	\$23,121	\$12.82
		<i>Scyllarides spp.</i>	Slipper lobster/Ulapapapa	23	10	\$80	\$8.00
		<i>Heterocarpus spp.</i> , <i>Penaeus marginatus</i>	Shrimps (saltwater)/Opae	1,297	1,087	\$10,291	\$9.47
	<b>Mollusks</b>	<i>Cellana spp.</i>	Limpets (saltwater)/Opihi	1,916	1,532	\$11,029	\$7.20
		Superorder: Decapodiformes (Class: Cephalopoda; Subclass: Coleoidea)	Squids/Muhe'e/Ika	266	255	\$525	\$2.06

FISHERY GROUP	Subgroup	Scientific Name	Local common name(s)	Lb Caught	Lb Sold	Estimated Value	Price/Lb
		<i>Octopus spp.</i>	Octopus/He'e/Tako	2,017	1,427	\$6,487	\$4.55
	<b>Other Invertebrates</b>	Multiple phyla	Invertebrates (unspecified)	355	0	\$0	\$0.00
<b>MARINE ALGAE</b>	<b>Algae/Limu</b>	Phyla: Rhodophyta, Chlorophyta (unspecified)	Algae (unspecified)/Limu	4,375	756	\$4,207	\$5.57
<b>TOTAL</b>				<b>2,451,956</b>	<b>2,302,420</b>	<b>\$8,696,992</b>	<b>\$3.78</b>

Table D 6. Hawai'i Estimated Commercial Landings: May 2013

FISHERY GROUP	Subgroup	Scientific Name	Local common name(s)	Lb Caught	Lb Sold	Estimated Value	Price/Lb
PELAGIC FISHES	Tunas	<i>Euthynnus affinis</i>	Kawakawa	1,027	699	\$2,118	\$3.03
		<i>Katsuwonus pelamis</i>	Skipjack tuna/Aku	87,512	59,230	\$93,687	\$1.58
		<i>Thunnus alalunga</i>	Albacore tuna/Ahi palaha/Tombo	94,753	83,724	\$167,845	\$2.00
		<i>Thunnus albacares</i>	Yellowfin tuna/Ahi/Aki (juv)/Allison/Shibiko/Koshibi	373,241	316,797	\$1,078,954	\$3.41
		<i>Thunnus obesus</i>	Bigeye tuna/Ahi/Po'onui/Mebachi/Daruma/"Bluefin" (misnomer Big Island)	1,077,658	1,053,482	\$5,026,997	\$4.77
	Other Scombrids	Tribe: Thunnini	Ahi/Tunas (unspecified)	645	635	\$1,553	\$2.44
		<i>Acanthocybium solandri</i>	Ono/Wahoo	132,094	106,203	\$265,653	\$2.50
		<i>Scomberoides lysan</i>	Lae/Leatherneck/Sagoshi	41	24	\$61	\$2.57
	Billfishes	<i>Istiompax indica</i>	Black marlin/A'u/Au White/Silver/Hida	743	299	\$149	\$0.50
		<i>Istiophorus platypterus</i>	Sailfish/A'u/Au lepe	1,254	583	\$947	\$1.62
		<i>Kajikia audax</i>	Striped marlin/A'u/Au/Nairagi/Mitsukuri	92,590	92,590	\$135,105	\$1.46
		<i>Makaira mazara</i>	Blue marlin/A'u/Au/Kajiki	131,816	101,632	\$139,187	\$1.37
		<i>Tetrapturus angustirostris</i>	Shortnose spearfish/A'u/Au/Hebi/Aiu	38,453	37,616	\$40,318	\$1.07
	Other Large Pelagics	<i>Xiphias gladius</i>	Broadbill swordfish/A'u/Au/A'u kū	359,783	359,783	\$826,299	\$2.30
		<i>Coryphaena hippurus</i> , <i>C. equiselis</i>	Mahimahi	147,918	140,131	\$385,890	\$2.75
		<i>Elagatis bipinnulata</i>	Rainbow runner/Kamano/Kamanu/Hawaiian salmon	401	401	\$638	\$1.59
		<i>Lampris guttatus</i>	Moonfish/Opah/Manendai	251,309	251,309	\$268,970	\$1.07

FISHERY GROUP	Subgroup	Scientific Name	Local common name(s)	Lb Caught	Lb Sold	Estimated Value	Price/Lb
		<i>Ruvettus pretiosus</i>	Oilfish/Walu/Hawaiian butterfish	52,107	52,107	\$35,600	\$0.68
		<i>Sphyræna spp.</i>	Barracudas/Kaku/Opelu mama	3,444	3,429	\$4,183	\$1.22
		<i>Taractichthys</i> , <i>Eumegistus</i> , <i>Brama spp.</i>	Pomfrets (unspecified)/Monchong/ Mu kau/Yohando	112,986	112,986	\$178,245	\$1.58
<b>BOTTOMFISHES</b>	<b>Snappers</b>	<i>Aphareus rutilans</i>	Lehi (deep)/Silverjaw jobfish	1,005	877	\$4,091	\$4.66
		<i>Aprion virescens</i>	Uku/Gray snapper	26,045	22,569	\$68,467	\$3.03
		<i>Etelis carbunculus</i>	Ehu/Ula'ula/Eahu/Red snapper	2,711	2,177	\$12,531	\$5.76
		<i>Etelis coruscans</i>	Onaga/Ula'ula ko'ae/Red snapper	3,851	3,851	\$33,441	\$8.68
		Family: Lutjanidae	Snappers (unspecified)	565	565	\$2,303	\$4.08
		<i>Lutjanus kasmira</i>	Ta'ape/Blue-lined snapper/Yosuji-fuedai	2,369	2,369	\$3,088	\$1.30
		<i>Pristipomoides filamentosus</i>	Opakapaka/Pink snapper	4,123	3,823	\$26,677	\$6.98
		<i>Pristipomoides sieboldii</i>	Kalekale/Kalikali	454	415	\$1,608	\$3.87
		<i>Pristipomoides zonatus</i>	Gindai/Ukikiki/Flower snapper	159	115	\$612	\$5.34
	<b>Groupers</b>	<i>Cephalopholis argus</i>	Roi/Royal seabass/Peacock grouper/ Blue spot grouper	192	192	\$699	\$3.64
		<i>Hyporthodus quernus</i>	Hapu'upu'u/Hawaiian grouper	530	461	\$3,136	\$6.80
	<b>Jacks &amp; Trevallies</b>	<i>Carangoides ferdau</i>	Barred ulua/Blue trevally	918	456	\$1,340	\$2.94
		<i>Carangoides orthogrammus</i>	Papa ulua/Island jack/ Yellow spotted/Goldspot jack/trevally	758	659	\$2,850	\$4.33
		<i>Caranx ignobilis</i>	White ulua/Ulua aukea/Giant ulua	1,398	515	\$1,509	\$2.93
		<i>Caranx lugubris</i>	Black ulua/Ulua lauli/Gunkan	217	217	\$542	\$2.50
		<i>Caranx sexfasciatus</i>	Sasa ulua/Mempachi ulua/Pake ulua	108	108	\$286	\$2.65
		<i>Pseudocaranx</i>	Butaguchi/Buta ulua/Pig-lipped ulua	22	0	\$0	\$0.00

FISHERY GROUP	Subgroup	Scientific Name	Local common name(s)	Lb Caught	Lb Sold	Estimated Value	Price/Lb	
REEF & INSHORE FISHES		<i>dentex</i>						
		<i>Seriola dumerili</i>	Kahala/Greater amberjack/Boogaman	1,017	28	\$42	\$1.50	
		<i>Uraspis helvola</i>	Dobe ulua/Whitemouth/Whitetongue jack	1,284	1,252	\$2,582	\$2.06	
		<b>Emperors</b>	<i>Monotaxis grandoculis</i>	Mu/Bigeye emperor	393	359	\$1,132	\$3.16
		<b>Parrotfishes</b>	Family: Scaridae	Parrotfishes (unspecified)/Uhu	7,221	7,205	\$27,007	\$3.75
		<b>Tangs, Surgeons, &amp; Unicornfishes</b>	<i>Acanthurus spp.</i> , <i>Ctenochaetus spp.</i>	Surgeons/tangs (unspecified): Many specific Hawaiian names (most not commercial)	9,460	8,402	\$15,963	\$1.90
		<b>Goatfishes</b>	Family: Mullidae	Goatfishes (unspecified)/Weke/Oama	5,011	4,278	\$21,030	\$4.92
		<b>Squirrel &amp; Soldierfishes</b>	<i>Sargocentron spp.</i> , <i>Neoniphon spp.</i>	Squirrelfishes (unspecified)/'Ala'ihī	4,464	4,464	\$20,216	\$4.53
		<b>Inshore Jacks &amp; Trevallies</b>	Family: Carangidae	Ulua/Jacks & trevallies (large)	302	302	\$808	\$2.68
		<b>Other Inshore Carangids</b>	<i>Decapterus macarellus</i>	Mackerel scad/'Ōpelu	17,115	12,630	\$33,816	\$2.68
			<i>Selar crumenophthalmus</i>	Bigeye scad/Akule (adult)/Hahalalu (juv.)	40,060	29,743	\$99,196	\$3.34
		<b>Other Reef &amp; Inshore Fishes</b>	<i>Abudefduf spp.</i>	Damselfishes/Sergeants/Mamo/Kupipi/Ma'o ma'o	117	117	\$374	\$3.19
			<i>Albula glossodonta</i> , <i>A. neoguinaica</i>	Bonefishes/'O'io	1,746	1,279	\$1,602	\$1.25

FISHERY GROUP	Subgroup	Scientific Name	Local common name(s)	Lb Caught	Lb Sold	Estimated Value	Price/Lb
		<i>Aluterus monoceros</i>	Filefish/Oili lepa/Hage	76	46	\$86	\$1.86
		<i>Aulostomus</i> spp.	Trumpetfish/Nunu/Billie Hu	22	22	\$44	\$2.03
		Family: Belonidae	Needlefishes (unspecified)/Ahaaha/Aha mele	25	25	\$55	\$2.20
		<i>Chanos chanos</i>	Milkfish/Awa/Awa 'aua	17	0	\$0	\$0.00
		<i>Cheilopogon</i> spp.	Flying fishes/Malolo	3	1	\$2	\$1.81
		<i>Cirrhitus pinnulatus</i>	Hawkfish/Po'opa'a/Pa'au/Pau'au/Popa'a/Popa	227	227	\$773	\$3.41
		<i>Elops hawaiiensis</i>	Hawaiian ladyfish/Awaawa/ Awa'aua/Kalamoho	134	39	\$47	\$1.22
		<i>Erythrocles scintillans</i>	Golden kalekale/kali kali	8	0	\$0	\$0.00
		<i>Gymnothorax</i> spp., <i>Conger</i> spp.	Eels/Puhi/Puhiuha	156	68	\$80	\$1.18
		<i>Kuhlia</i> spp.	Flagtails/'Āholehole	144	111	\$408	\$3.69
		<i>Kyphosus</i> spp.	Rudderfishes/Nenuue/Enenuue	4,652	4,372	\$6,745	\$1.54
		Family: Labridae	Wrasses/Ea/Opule/A'awa/Malatea/Hilu/Laenihi	767	609	\$2,168	\$3.56
		Family: Mugilidae	Mulletts (unspecified)/'Anaе (adults)	534	148	\$551	\$3.72
		<i>Polydactylus sexfilis</i>	Threadfin/Moi	51	19	\$113	\$6.06
		<i>Priacanthus</i> spp.	Aweoweo/Bigeyes/Glasseyes	333	326	\$1,349	\$4.14
		Family: Scorpaenidae (many species)	Nohu/Oopu kae nohu/Hogo/Scorpionfishes	277	188	\$1,178	\$6.26
		Unknown	Miscellaneous (unspecified)	171	166	\$797	\$4.80
		Various families	Reef fishes (unspecified)	75	0	\$0	\$0.00



FISHERY GROUP	Subgroup	Scientific Name	Local common name(s)	Lb Caught	Lb Sold	Estimated Value	Price/Lb
	<b>Introduced Estuarine Fishes</b>	<i>Oreochromis sp.</i>	Tilapia	52	52	\$169	\$3.25
	<b>Sharks</b>	Infraclass: Selachii (multiple orders)	Sharks/Mano	15,893	11,976	\$11,050	\$0.92
<b>INVERTEBRATES</b>	<b>Crustaceans</b>	Infraorder: Brachyura	Crabs (unspecified)/Papa'i (general)/A'ama/Moala/Kuahonu/Koha (many others)	2,908	2,009	\$8,283	\$4.12
		<i>Heterocarpus spp., Penaeus marginatus</i>	Shrimps (saltwater)/Opae	1,512	1,164	\$10,694	\$9.19
	<b>Mollusks</b>	<i>Cellana spp.</i>	Limpets (saltwater)/Opihi	2,254	879	\$5,433	\$6.18
		Superorder: Decapodiformes (Class: Cephalopoda; Subclass: Coleoidea)	Squids/Muhe'e/Ika	696	696	\$1,975	\$2.84
		<i>Octopus spp.</i>	Octopus/He'e/Tako	2,264	1,563	\$7,257	\$4.64
	<b>Other Invertebrates</b>	Multiple phyla	Invertebrates (unspecified)	542	494	\$37,058	\$75.00
<b>MARINE ALGAE</b>	<b>Algae/Limu</b>	Phyla: Rhodophyta, Chlorophyta (unspecified)	Algae (unspecified)/Limu	3,504	758	\$4,380	\$5.78
<b>TOTAL</b>				<b>3,130,687</b>	<b>2,909,046</b>	<b>\$9,140,042</b>	<b>\$3.14</b>

Table D 7. Hawai'i Estimated Commercial Landings: June 2013

FISHERY GROUP	Subgroup	Scientific Name	Local common name(s)	Lb Caught	Lb Sold	Estimated Value	Price/Lb	
PELAGIC FISHES	Tunas	<i>Euthynnus affinis</i>	Kawakawa	546	211	\$575	\$2.72	
		<i>Katsuwonus pelamis</i>	Skipjack tuna/Aku	139,935	121,272	\$164,376	\$1.36	
		<i>Thunnus alalunga</i>	Albacore tuna/Ahi palaha/Tombo	124,297	124,297	\$159,827	\$1.29	
		<i>Thunnus albacares</i>	Yellowfin tuna/Ahi/Aki (juv)/Allison/Shibiko/Koshihi	376,055	297,973	\$1,054,199	\$3.54	
		<i>Thunnus obesus</i>	Bigeye tuna/Ahi/Po'onui/Mebachi/Daruma/"Bluefin" (misnomer Big Island)	1,031,803	1,025,329	\$4,700,596	\$4.58	
	Other Scombrids	Tribe: Thunnini	Ahi/Tunas (unspecified)	24	6	\$12	\$2.10	
		<i>Acanthocybium solandri</i>	Ono/Wahoo	89,119	72,034	\$236,617	\$3.28	
		<i>Scomberoides lysan</i>	Lae/Leatherneck/Sagoshi	9	8	\$19	\$2.53	
	Billfishes	<i>Istiompax indica</i>	Black marlin/A'u/Au White/Silver/Hida	1,269	313	\$338	\$1.08	
		<i>Istiophorus platypterus</i>	Sailfish/A'u/Au lepe	805	704	\$625	\$0.89	
		<i>Kajikia audax</i>	Striped marlin/A'u/Au/Nairagi/Mitsukuri	118,380	118,380	\$125,946	\$1.06	
		<i>Makaira mazara</i>	Blue marlin/A'u/Au/Kajiki	144,002	97,340	\$105,239	\$1.08	
		<i>Tetrapturus angustirostris</i>	Shortnose spearfish/A'u/Au/Hebi/Aiu	21,804	21,804	\$34,627	\$1.59	
		<i>Xiphias gladius</i>	Broadbill swordfish/A'u/Au/A'u kū	268,876	268,876	\$720,423	\$2.68	
		Suborder: Xiphoidei	Billfishes (unspecified)	90	0	\$0	\$0.00	
		Other Large Pelagics	<i>Coryphaena hippurus</i> , <i>C. equiselis</i>	Mahimahi	96,905	92,489	\$341,551	\$3.69

FISHERY GROUP	Subgroup	Scientific Name	Local common name(s)	Lb Caught	Lb Sold	Estimated Value	Price/Lb	
BOTTOMFISHES	Snappers	<i>Elagatis bipinnulata</i>	Rainbow runner/Kamano/Kamanu/ Hawaiian salmon	193	143	\$191	\$1.34	
		<i>Lampris guttatus</i>	Moonfish/Opah/Manendai	164,902	160,844	\$275,687	\$1.71	
		<i>Promethichthys prometheus</i>	Oilfish/Walu/Hawaiian butterfish	57,062	57,062	\$21,442	\$0.38	
		<i>Ruvettus pretiosus</i>	Barracudas/Kaku/Opelu mama	2,312	2,293	\$2,821	\$1.23	
		<i>Taractichthys, Eumegistus, Brama spp.</i>	Pomfrets (unspecified)/Monchong/ Mu kau/Yohando	81,675	81,675	\$198,044	\$2.42	
		<i>Aphareus rutilans</i>	Lehi (deep)/Silverjaw jobfish	167	154	\$758	\$4.91	
		<i>Aprion virescens</i>	Uku/Gray snapper	13,012	10,802	\$50,133	\$4.64	
		<i>Etelis carbunculus</i>	Ehu/Ula'ula/Eahu/Red snapper	510	341	\$2,342	\$6.86	
		<i>Etelis coruscans</i>	Onaga/Ula'ula ko'ae/Red snapper	339	339	\$3,010	\$8.88	
		Family: Lutjanidae	Snappers (unspecified)	325	307	\$1,276	\$4.15	
	<i>Lutjanus kasmira</i>	Ta'ape/Blue-lined snapper/Yosuji-fuedai	1,032	762	\$1,422	\$1.87		
	Groupers	<i>Pristipomoides filamentosus</i>	Opakapaka/Pink snapper	1,687	1,687	\$11,566	\$6.85	
		<i>Pristipomoides sieboldii</i>	Kalekale/Kalikali	103	57	\$298	\$5.21	
		<i>Pristipomoides zonatus</i>	Gindai/Ukikiki/Flower snapper	26	15	\$80	\$5.24	
		<i>Cephalopholis argus</i>	Roi/Royal seabass/Peacock grouper/ Blue spot grouper	135	86	\$267	\$3.12	
		<i>Hyporthodus quernus</i>	Hapu'upu'u/Hawaiian grouper	82	82	\$389	\$4.75	
		Jacks & Trevallies	<i>Carangoides ferdau</i>	Barred ulua/Blue trevally	524	106	\$346	\$3.26
			<i>Carangoides orthogrammus</i>	Papa ulua/Island jack/ Yellow spotted/Goldspot jack/trevally	1,137	1,137	\$6,361	\$5.60
			<i>Caranx ignobilis</i>	White ulua/Ulua aukea/Giant ulua	1,711	433	\$1,115	\$2.58

FISHERY GROUP	Subgroup	Scientific Name	Local common name(s)	Lb Caught	Lb Sold	Estimated Value	Price/Lb
		<i>Caranx lugubris</i>	Black ulua/Ulua lauli/Gunkan	338	338	\$979	\$2.90
		<i>Caranx sexfasciatus</i>	Sasa ulua/Mempachi ulua/Pake ulua	119	88	\$216	\$2.46
		<i>Pseudocaranx dentex</i>	Butaguchi/Buta ulua/Pig-lipped ulua	30	0	\$0	\$0.00
		<i>Seriola dumerili</i>	Kahala/Greater amberjack/Boogaman	184	25	\$46	\$1.80
		<i>Uraspis helvola</i>	Dobe ulua/Whitemouth/Whitetongue jack	16	10	\$23	\$2.29
	<b>Emperors</b>	<i>Monotaxis grandoculis</i>	Mu/Bigeye emperor	331	331	\$1,129	\$3.42
<b>REEF &amp; INSHORE FISHES</b>	<b>Parrotfishes</b>	Family: Scaridae	Parrotfishes (unspecified)/Uhu	7,791	7,791	\$30,561	\$3.92
	<b>Tangs, Surgeons, &amp; Unicornfishes</b>	<i>Acanthurus spp.</i> , <i>Ctenochaetus spp.</i>	Surgeons/tangs (unspecified): Many specific Hawaiian names (most not commercial)	11,016	9,816	\$18,238	\$1.86
	<b>Goatfishes</b>	Family: Mullidae	Goatfishes (unspecified)/Weke/Oama	3,043	2,542	\$14,611	\$5.75
	<b>Squirrel &amp; Soldierfishes</b>	<i>Sargocentron spp.</i> , <i>Neoniphon spp.</i>	Squirrelfishes (unspecified)/Ala'ihī	3,308	3,257	\$15,002	\$4.61
	<b>Inshore Jacks &amp; Trevallies</b>	Family: Carangidae	Ulua/Jacks & trevallies (large)	31	30	\$69	\$2.33
	<b>Other Inshore Carangids</b>	<i>Decapterus macarellus</i>	Mackerel scad/Ōpelu	9,491	6,817	\$18,896	\$2.77
		<i>Selar crumenophthalmus</i>	Bigeye scad/Akule (adult)/Hahalalu (juv.)	23,989	17,568	\$59,267	\$3.37
	<b>Other Reef &amp; Inshore Fishes</b>	<i>Abudefduf spp.</i>	Damselfishes/Sergeants/Mamo/Kupipi/Ma'o ma'o	93	93	\$284	\$3.04

FISHERY GROUP	Subgroup	Scientific Name	Local common name(s)	Lb Caught	Lb Sold	Estimated Value	Price/Lb
		<i>Aluterus monoceros</i>	Filefish/Oili lepa/Hage	93	93	\$150	\$1.61
		<i>Aulostomus</i> spp.	Trumpetfish/Nunu/Billie Hu	11	10	\$17	\$1.77
		Family: Belonidae	Needlefishes (unspecified)/Ahaaha/Aha mele	10	10	\$40	\$4.00
		<i>Chanos chanos</i>	Milkfish/Awa/Awa 'aua	90	90	\$112	\$1.25
		<i>Cirrhitus pinnulatus</i>	Hawkfish/Po'opa'a/Pa'au/Pau'au/Popa'a/Popa	284	284	\$897	\$3.16
		<i>Elops hawaiiensis</i>	Hawaiian ladyfish/Awaawa/Awa'aua/Kalamoho	86	4	\$6	\$1.50
		<i>Gymnothorax</i> spp., <i>Conger</i> spp.	Eels/Puhi/Puhiuha	230	66	\$68	\$1.03
		<i>Kuhlia</i> spp.	Flagtails/'Āholehole	77	58	\$263	\$4.55
		<i>Kyphosus</i> spp.	Rudderfishes/Nenue/Enenu	1,464	1,388	\$2,270	\$1.64
		Family: Labridae	Wrasses/Ea/Opule/A'awa/Malatea/Hilu/Laenihi	366	169	\$807	\$4.79
		Family: Mugilidae	Mulletts (unspecified)/'Anae (adults)	204	88	\$251	\$2.86
		<i>Polydactylus sexfilis</i>	Threadfin/Moi	3	3	\$15	\$6.00
		<i>Priacanthus</i> spp.	Aweoweo/Bigeyes/Glasseyes	250	250	\$965	\$3.86
		Family: Scorpaenidae (many species)	Nohu/Oopu kae nohu/Hogo/Scorpionfishes	43	35	\$119	\$3.42
		Unknown	Miscellaneous (unspecified)	268	164	\$290	\$1.77
		Various families	Reef fishes (unspecified)	72	0	\$0	\$0.00

FISHERY GROUP	Subgroup	Scientific Name	Local common name(s)	Lb Caught	Lb Sold	Estimated Value	Price/Lb
	<b>Introduced Estuarine Fishes</b>	<i>Oreochromis sp.</i>	Tilapia	120	96	\$336	\$3.50
	<b>Sharks</b>	Infraclass: Selachii (multiple orders)	Sharks/Mano	9,411	8,322	\$7,721	\$0.93
<b>INVERTEBRATES</b>	<b>Crustaceans</b>	Infraorder: Brachyura	Crabs (unspecified)/Papa'i (general)/A'ama/Moala/Kuahonu/Koha (many others)	2,715	2,476	\$10,457	\$4.22
		<i>Panulirus penicillatus</i> , <i>P. marginatus</i>	Spiny lobsters/Ula/Ula hiwa	357	357	\$46	\$0.13
		<i>Heterocarpus spp.</i> , <i>Penaeus marginatus</i>	Shrimps (saltwater)/Opae	549	419	\$3,653	\$8.71
	<b>Mollusks</b>	<i>Cellana spp.</i>	Limpets (saltwater)/Opihi	1,339	908	\$5,591	\$6.16
		Superorder: Decapodiformes (Class: Cephalopoda; Subclass: Coleoidea)	Squids/Muhe'e/Ika	120	120	\$483	\$4.01
		<i>Octopus spp.</i>	Octopus/He'e/Tako	1,693	1,302	\$6,141	\$4.72
	<b>Other Invertebrates</b>	Multiple phyla	Invertebrates (unspecified)	87	0	\$0	\$0.00
<b>MARINE ALGAE</b>	<b>Algae/Limu</b>	Phyla: Rhodophyta, Chlorophyta (unspecified)	Algae (unspecified)/Limu	2,570	627	\$5,938	\$9.47
<b>TOTAL</b>				<b>2,823,145</b>	<b>2,625,406</b>	<b>\$8,428,475</b>	<b>\$3.21</b>

Table D 8. Hawai'i Estimated Commercial Landings: July 2013

FISHERY GROUP	Subgroup	Scientific Name	Local common name(s)	Lb Caught	Lb Sold	Estimated Value	Price/Lb
PELAGIC FISHES	Tunas	<i>Euthynnus affinis</i>	Kawakawa	518	206	\$501	\$2.43
		<i>Katsuwonus pelamis</i>	Skipjack tuna/Aku	117,288	84,657	\$143,729	\$1.70
		<i>Thunnus alalunga</i>	Albacore tuna/Ahi palaha/Tombo	22,466	21,504	\$53,787	\$2.50
		<i>Thunnus albacares</i>	Yellowfin tuna/Ahi/Aki (juv)/Allison/Shibiko/Koshihi	417,831	341,625	\$982,114	\$2.87
		<i>Thunnus obesus</i>	Bigeye tuna/Ahi/Po'onui/Mebachi/ Daruma/"Bluefin" (misnomer Big Island)	1,768,481	1,751,260	\$5,574,559	\$3.18
		Tribe: Thunnini	Ahi/Tunas (unspecified)	106	103	\$309	\$3.00
	Other Scombrids	<i>Acanthocybium solandri</i>	Ono/Wahoo	90,085	69,399	\$228,092	\$3.29
		<i>Scomberoides lysan</i>	Lae/Leatherneck/Sagoshi	61	60	\$122	\$2.03
	Billfishes	<i>Istiompax indica</i>	Black marlin/A'u/Au White/Silver/Hida	1,175	0	\$0	\$0.00
		<i>Istiophorus platypterus</i>	Sailfish/A'u/Au lepe	841	477	\$1,136	\$2.38
		<i>Kajikia audax</i>	Striped marlin/A'u/Au/Nairagi/Mitsukuri	31,878	31,878	\$67,910	\$2.13
		<i>Makaira mazara</i>	Blue marlin/A'u/Au/Kajiki	106,906	84,102	\$156,818	\$1.86
		<i>Tetrapturus angustirostris</i>	Shortnose spearfish/A'u/Au/Hebi/Aiu	23,790	22,480	\$45,487	\$2.02
		<i>Xiphias gladius</i>	Broadbill swordfish/A'u/Au/A'u kū	209,950	209,950	\$425,712	\$2.03
	Other Large Pelagics	<i>Coryphaena hippurus</i> , <i>C. equiselis</i>	Mahimahi	103,595	91,437	\$295,644	\$3.23
		<i>Elagatis bipinnulata</i>	Rainbow runner/Kamano/ Kamanu/Hawaiian salmon	260	169	\$221	\$1.31
		<i>Lampris guttatus</i>	Moonfish/Opah/Manendai	273,964	272,295	\$289,864	\$1.06

FISHERY GROUP	Subgroup	Scientific Name	Local common name(s)	Lb Caught	Lb Sold	Estimated Value	Price/Lb
BOTTOMFISHES	Snappers	<i>Ruvettus pretiosus</i>	Oilfish/Walu/Hawaiian butterfish	27,892	27,892	\$41,350	\$1.48
		<i>Sphyraena spp.</i>	Barracudas/Kaku/Opelu mama	5,228	5,178	\$5,644	\$1.09
		<i>Taractichthys, Eumegistus, Brama spp.</i>	Pomfrets (unspecified)/Monchong/Mu kau/Yohando	109,901	108,020	\$214,101	\$1.98
		<i>Aphareus rutilans</i>	Lehi (deep)/Silverjaw jobfish	55	55	\$218	\$4.00
		<i>Aprion virescens</i>	Uku/Gray snapper	7,386	7,386	\$29,878	\$4.05
		<i>Etelis carbunculus</i>	Ehu/Ula'ula/Eahu/Red snapper	948	701	\$5,018	\$7.16
		<i>Etelis coruscans</i>	Onaga/Ula'ula ko'ae/Red snapper	1,344	729	\$6,953	\$9.53
		Family: Lutjanidae	Snappers (unspecified)	669	669	\$2,620	\$3.92
		<i>Lutjanus kasmira</i>	Ta'ape/Blue-lined snapper/Yosuji-fuedai	2,068	2,068	\$3,634	\$1.76
		<i>Pristipomoides auricilla</i>	Yellowtail kalekale/Purple paka (opakapaka)	3	3	\$11	\$4.00
	<i>Pristipomoides filamentosus</i>	Opakapaka/Pink snapper	2,245	1,221	\$8,151	\$6.68	
	<i>Pristipomoides sieboldii</i>	Kalekale/Kalikali	101	99	\$485	\$4.89	
	<i>Pristipomoides zonatus</i>	Gindai/Ukikiki/Flower snapper	118	65	\$443	\$6.77	
	Groupers	<i>Cephalopholis argus</i>	Roi/Royal seabass/Peacock grouper/Blue spot grouper	295	262	\$818	\$3.12
		<i>Hyporthodus quernus</i>	Hapu'upu'u/Hawaiian grouper	134	134	\$535	\$4.00
	Jacks & Trevallies	<i>Carangoides ferdau</i>	Barred ulua/Blue trevally	545	364	\$1,003	\$2.76
		<i>Carangoides orthogrammus</i>	Papa ulua/Island jack/Yellow spotted/Goldspot jack/trevally	292	146	\$447	\$3.06
		<i>Caranx ignobilis</i>	White ulua/Ulua aukea/Giant ulua	1,208	563	\$1,429	\$2.54
		<i>Caranx lugubris</i>	Black ulua/Ulua lauli/Gunkan	22	22	\$60	\$2.73
		<i>Caranx sexfasciatus</i>	Sasa ulua/Mempachi ulua/Pake ulua	140	104	\$228	\$2.20
<i>Seriola dumerili</i>	Kahala/Greater amberjack/Boogaman	153	82	\$137	\$1.67		



FISHERY GROUP	Subgroup	Scientific Name	Local common name(s)	Lb Caught	Lb Sold	Estimated Value	Price/Lb
REEF & INSHORE FISHES		<i>Uraspis helvola</i>	Dobe ulua/Whitemouth/ Whitetongue jack	4	3	\$9	\$2.71
	<b>Emperors</b>	<i>Monotaxis grandoculis</i>	Mu/Bigeye emperor	914	804	\$2,478	\$3.08
	<b>Parrotfishes</b>	Family: Scaridae	Parrotfishes (unspecified)/Uhu	9,402	9,385	\$33,131	\$3.53
	<b>Tangs, Surgeons, &amp; Unicornfishes</b>	<i>Acanthurus spp.</i> , <i>Ctenochaetus spp.</i>	Surgeons/tangs (unspecified): Many specific Hawaiian names (most not commercial)	12,729	12,133	\$21,386	\$1.76
	<b>Goatfishes</b>	Family: Mullidae	Goatfishes (unspecified)/ Weke/Oama	5,318	4,583	\$23,804	\$5.19
	<b>Squirrel &amp; Soldierfishes</b>	<i>Sargocentron spp.</i> , <i>Neoniphon spp.</i>	Squirrelfishes (unspecified)/Ala'ihii	5,021	4,846	\$23,151	\$4.78
	<b>Inshore Jacks &amp; Trevallies</b>	Family: Carangidae	Ulua/Jacks & trevallies (large)	310	310	\$863	\$2.79
	<b>Other Inshore Carangids</b>	<i>Decapterus macarellus</i>	Mackerel scad/Ōpelu	14,199	9,792	\$27,904	\$2.85
		<i>Selar crumenophthalmus</i>	Bigeye scad/Akule (adult)/ Hahalalu (juv.)	30,032	18,435	\$62,048	\$3.37
	<b>Other Reef &amp; Inshore Fishes</b>	<i>Abudefduf spp.</i>	Damselfishes/Sergeants/Mamo/ Kupipi/Ma'o ma'o	243	186	\$615	\$3.31
		<i>Albula glossodonta</i> , <i>A. neoguinaica</i>	Bonefishes/O'io	1,644	1,274	\$1,591	\$1.25
		<i>Aluterus monoceros</i>	Filefish/Oili lepa/Hage	76	71	\$77	\$1.10
		<i>Aulostomus spp.</i>	Trumpetfish/Nunu/Billie Hu	9	9	\$15	\$1.70
	Family: Belonidae	Needlefishes (unspecified)/ Ahaaha/Aha mele	2	2	\$5	\$2.50	

FISHERY GROUP	Subgroup	Scientific Name	Local common name(s)	Lb Caught	Lb Sold	Estimated Value	Price/Lb
		Family: Bothidae	Flounders (left-eye)/Pakii/ Flatfishes	2	2	\$3	\$1.76
		<i>Cirrhitus pinnulatus</i>	Hawkfish/Po'opa'a/Pa'au/Pau'au/ Popa'a/Popa	470	470	\$1,451	\$3.09
		<i>Elops hawaiiensis</i>	Hawaiian ladyfish/Awaawa/ Awa'aua/Kalamoho	29	4	\$4	\$0.99
		<i>Erythrocles scintillans</i>	Golden kalekale/kali kali	13	1	\$1	\$1.40
		<i>Gymnothorax spp., Conger spp.</i>	Eels/Puhi/Puhiuha	493	162	\$189	\$1.17
		<i>Kuhlia spp.</i>	Flagtails/'Āholehole	123	53	\$240	\$4.54
		<i>Kyphosus spp.</i>	Rudderfishes/Nenue/Enenu	4,461	4,461	\$5,753	\$1.29
		Family: Labridae	Wrasses/Ea/Opule/A'awa/Malatea/ Hilu/Laenihi	641	429	\$1,292	\$3.01
		Family: Mugilidae	Mulletts (unspecified)/ 'Ānae (adults)	404	276	\$1,234	\$4.48
		<i>Polydactylus sexfilis</i>	Threadfin/Moi	5	5	\$5	\$1.00
		<i>Priacanthus spp.</i>	Aweoweo/Bigeyes/Glasseyes	341	330	\$962	\$2.91
		Family: Scorpaenidae (many species)	Nohu/Oopu kae nohu/Hogo/ Scorpionfishes	209	92	\$582	\$6.31
		Unknown	Miscellaneous (unspecified)	405	390	\$583	\$1.49
		Various families	Reef fishes (unspecified)	89	0	\$0	\$0.00
	<b>Introduced Estuarine Fishes</b>	<i>Oreochromis sp.</i>	Tilapia	338	0	\$0	\$0.00
	<b>Sharks</b>	Infraclass: Selachii (multiple orders)	Sharks/Mano	8,558	7,677	\$10,591	\$1.38
<b>INVERTEBRATES</b>	<b>Crustaceans</b>	Infraorder: Brachyura	Crabs (unspecified)/Papa'i (general)/A'ama/Moala/Kuahonu/ Koha (many others)	2,992	2,461	\$8,726	\$3.55

FISHERY GROUP	Subgroup	Scientific Name	Local common name(s)	Lb Caught	Lb Sold	Estimated Value	Price/Lb
		<i>Heterocarpus spp., Penaeus marginatus</i>	Shrimps (saltwater)/Opae	656	559	\$4,423	\$7.91
	<b>Mollusks</b>	<i>Cellana spp.</i>	Limpets (saltwater)/Opihi	3,146	935	\$5,755	\$6.16
		Superorder: Decapodiformes (Class: Cephalopoda; Subclass: Coleoidea)	Squids/Muhe'e/Ika	393	241	\$892	\$3.70
		<i>Octopus spp.</i>	Octopus/He'e/Tako	3,296	1,335	\$6,091	\$4.56
	<b>Other Invertebrates</b>	Multiple phyla	Invertebrates (unspecified)	536	0	\$0	\$0.00
<b>MARINE ALGAE</b>	<b>Algae/Limu</b>	Phyla: Rhodophyta, Chlorophyta (unspecified)	Algae (unspecified)/Limu	2,062	1,017	\$7,493	\$7.37
<b>TOTAL</b>				<b>3,439,507</b>	<b>3,220,098</b>	<b>\$8,842,515</b>	<b>\$2.75</b>

Table D 9. Hawai'i Estimated Commercial Landings: August 2013

FISHERY GROUP	Subgroup	Scientific Name	Local common name(s)	Lb Caught	Lb Sold	Estimated Value	Price/Lb
PELAGIC FISHES	Tunas	<i>Euthynnus affinis</i>	Kawakawa	1,189	1,022	\$2,309	\$2.26
		<i>Katsuwonus pelamis</i>	Skipjack tuna/Aku	172,940	166,109	\$363,601	\$2.19
		<i>Thunnus alalunga</i>	Albacore tuna/Ahi palaha/Tombo	24,468	24,468	\$71,986	\$2.94
		<i>Thunnus albacares</i>	Yellowfin tuna/Ahi/Aki (juv)/Allison/Shibiko/Koshibi	311,732	311,732	\$1,116,047	\$3.58
		<i>Thunnus obesus</i>	Bigeye tuna/Ahi/Po'onui/Mebachi/ Daruma/"Bluefin" (misnomer Big Island)	1,127,736	1,127,736	\$5,704,453	\$5.06
		Tribe: Thunnini	Ahi/Tunas (unspecified)	263	230	\$1,905	\$8.28
	Other Scombrids	<i>Acanthocybium solandri</i>	Ono/Wahoo	64,344	55,656	\$216,576	\$3.89
		<i>Scomberoides lysan</i>	Lae/Leatherneck/Sagoshi	76	62	\$155	\$2.51
	Billfishes	<i>Istiompax indica</i>	Black marlin/A'u/Au White/Silver/ Hida	1,862	1,735	\$1,441	\$0.83
		<i>Istiophorus platypterus</i>	Sailfish/A'u/Au Iepe	1,380	672	\$1,587	\$2.36
		<i>Kajikia audax</i>	Striped marlin/A'u/Au/ Nairagi/Mitsukuri	19,004	19,004	\$50,167	\$2.64
		<i>Makaira mazara</i>	Blue marlin/A'u/Au/Kajiki	136,067	115,366	\$211,318	\$1.83
		<i>Tetrapturus angustirostris</i>	Shortnose spearfish/A'u/Au/ Hebi/Aiu	25,829	25,829	\$52,671	\$2.04
		<i>Xiphias gladius</i>	Broadbill swordfish/A'u/Au/A'u kū	78,407	78,407	\$219,772	\$2.80
		Suborder: Xiphoidei	Billfishes (unspecified)	90	0	\$0	\$0.00
	Other Large Pelagics	<i>Coryphaena hippurus</i> , <i>C. equiselis</i>	Mahimahi	175,746	173,156	\$488,606	\$2.82
		<i>Elagatis bipinnulata</i>	Rainbow runner/Kamano/ Kamanu/Hawaiian salmon	645	498	\$1,381	\$2.77
		<i>Lampris guttatus</i>	Moonfish/Opah/Manendai	237,261	237,261	\$332,340	\$1.40

FISHERY GROUP	Subgroup	Scientific Name	Local common name(s)	Lb Caught	Lb Sold	Estimated Value	Price/Lb
BOTTOMFISHES	Snappers	<i>Promethichthys prometheus</i>	Snake mackerel	1	0	\$0	\$0.00
		<i>Ruvettus pretiosus</i>	Oilfish/Walu/Hawaiian butterfish	20,895	20,895	\$60,830	\$2.91
		<i>Sphyaena spp.</i>	Barracudas/Kaku/Opelu mama	5,786	5,730	\$7,723	\$1.35
		<i>Taractichthys, Eumegistus, Brama spp.</i>	Pomfrets (unspecified)/Monchong/Mu kau/Yohando	96,880	96,880	\$273,684	\$2.82
		<i>Aphareus rutilans</i>	Lehi (deep)/Silverjaw jobfish	324	324	\$1,167	\$3.60
		<i>Aprion virescens</i>	Uku/Gray snapper	8,996	7,361	\$38,941	\$5.29
		<i>Etelis carbunculus</i>	Ehu/Ula'ula/Eahu/Red snapper	2,021	1,701	\$12,018	\$7.07
		<i>Etelis coruscans</i>	Onaga/Ula'ula ko'ae/Red snapper	3,342	3,158	\$27,495	\$8.71
		Family: Lutjanidae	Snappers (unspecified)	374	372	\$1,511	\$4.06
		<i>Lutjanus kasmira</i>	Ta'ape/Blue-lined snapper/Yosuji-fuedai	6,128	1,452	\$2,579	\$1.78
		<i>Pristipomoides auricilla</i>	Yellowtail kalekale/Purple paka (opakapaka)	17	17	\$79	\$4.62
		<i>Pristipomoides filamentosus</i>	Opakapaka/Pink snapper	6,334	5,677	\$38,528	\$6.79
		<i>Pristipomoides sieboldii</i>	Kalekale/Kalikali	642	381	\$1,901	\$4.99
	<i>Pristipomoides zonatus</i>	Gindai/Ukikiki/Flower snapper	145	115	\$750	\$6.52	
	Groupers	<i>Cephalopholis argus</i>	Roi/Royal seabass/Peacock grouper/Blue spot grouper	443	408	\$1,165	\$2.86
		<i>Hyporthodus quernus</i>	Hapu'upu'u/Hawaiian grouper	305	223	\$1,142	\$5.12
	Jacks & Trevallies	<i>Carangoides ferdau</i>	Barred ulua/Blue trevally	596	263	\$868	\$3.30
		<i>Carangoides orthogrammus</i>	Papa ulua/Island jack/Yellow spotted/Goldspot jack/trevally	296	270	\$1,075	\$3.98
		<i>Caranx ignobilis</i>	White ulua/Ulua aukea/Giant ulua	1,169	633	\$1,860	\$2.94
		<i>Caranx lugubris</i>	Black ulua/Ulua lauli/Gunkan	115	13	\$41	\$3.25
<i>Caranx sexfasciatus</i>		Sasa ulua/Mempachi ulua/Pake ulua	35	0	\$0	\$0.00	

FISHERY GROUP	Subgroup	Scientific Name	Local common name(s)	Lb Caught	Lb Sold	Estimated Value	Price/Lb
REEF & INSHORE FISHES		<i>Seriola dumerili</i>	Kahala/Greater amberjack/ Boogaman	623	118	\$322	\$2.73
		<i>Uraspis helvola</i>	Dobe ulua/Whitemouth/ Whitetongue jack	18	0	\$0	\$0.00
	<b>Emperors</b>	<i>Monotaxis grandoculis</i>	Mu/Bigeye emperor	444	444	\$1,327	\$2.99
	<b>Parrotfishes</b>	Family: Scaridae	Parrotfishes (unspecified)/Uhu	7,749	7,721	\$29,717	\$3.85
	<b>Tangs, Surgeons, &amp; Unicornfishes</b>	<i>Acanthurus spp.</i> , <i>Ctenochaetus spp.</i>	Surgeons/tangs (unspecified): Many specific Hawaiian names (most not commercial)	14,107	13,451	\$22,756	\$1.69
	<b>Goatfishes</b>	Family: Mullidae	Goatfishes (unspecified)/Weke/ Oama	5,391	3,828	\$20,374	\$5.32
	<b>Squirrel &amp; Soldierfishes</b>	<i>Sargocentron spp.</i> , <i>Neoniphon spp.</i>	Squirrelfishes (unspecified)/'Ala'ihī	7,829	7,208	\$33,624	\$4.67
	<b>Inshore Jacks &amp; Trevallies</b>	Family: Carangidae	Ulua/Jacks & trevallies (large)	137	109	\$337	\$3.08
		Family: Carangidae	Papio/Reef jacks & trevallies (small/juv.)	5	5	\$20	\$4.50
	<b>Other Inshore Carangids</b>	<i>Decapterus macarellus</i>	Mackerel scad/'Ōpelu	29,837	22,185	\$58,898	\$2.65
		<i>Selar crumenophthalmus</i>	Bigeye scad/Akule (adult)/ Hahalalu (juv.)	22,437	15,850	\$57,821	\$3.65
	<b>Other Reef &amp; Inshore Fishes</b>	<i>Abudefduf spp.</i>	Damselfishes/Sergeants/Mamo/ Kupipi/Ma'o ma'o	174	171	\$545	\$3.18
		<i>Albula glossodonta</i> , <i>A. neoguinaica</i>	Bonefishes/'O'io	548	33	\$70	\$2.12
		<i>Aluterus monoceros</i>	Filefish/Oili lepa/Hage	34	34	\$65	\$1.88
	<i>Aulostomus spp.</i>	Trumpetfish/Nunu/Billie Hu	1	1	\$3	\$1.94	

FISHERY GROUP	Subgroup	Scientific Name	Local common name(s)	Lb Caught	Lb Sold	Estimated Value	Price/Lb
		Family: Belonidae	Needlefishes (unspecified)/ Ahaaha/Aha mele	34	34	\$78	\$2.32
		Family: Bothidae	Flounders (left-eye)/Pakii/ Flatfishes	5	5	\$10	\$1.89
		<i>Chanos chanos</i>	Milkfish/Awa/Awa 'aua	18	18	\$21	\$1.20
		<i>Cirrhitis pinnulatus</i>	Hawkfish/Po'opa'a/Pa'au/Pau'au/ Popa'a/Popa	641	641	\$2,106	\$3.29
		<i>Elops hawaiiensis</i>	Hawaiian ladyfish/Awaawa/ Awa'aua/Kalamoho	180	3	\$4	\$1.25
		<i>Erythrocles scintillans</i>	Golden kalekale/kali kali	20	0	\$0	\$0.00
		<i>Gymnothorax spp., Conger spp.</i>	Eels/Puhi/Puhuiha	465	186	\$265	\$1.42
		<i>Kuhlia spp.</i>	Flagtails/'Āholehole	217	139	\$749	\$5.40
		<i>Kyphosus spp.</i>	Rudderfishes/Nenuue/Enenuue	2,963	2,761	\$4,783	\$1.73
		Family: Labridae	Wrasses/Ea/Opule/A'awa/Malatea/ Hilu/Laenihi	610	495	\$1,295	\$2.61
		Family: Mugilidae	Mulletts (unspecified)/ 'Auae (adults)	748	686	\$2,801	\$4.08
		<i>Priacanthus spp.</i>	Aweoweo/Bigeyes/Glasseyes	405	395	\$1,672	\$4.23
		Family: Scorpaenidae (many species)	Nohu/Oopu kae nohu/Hogo/ Scorpionfishes	386	340	\$1,499	\$4.40
		Unknown	Miscellaneous (unspecified)	344	120	\$905	\$7.57
		Various families	Reef fishes (unspecified)	63	0	\$0	\$0.00
	<b>Introduced Estuarine Fishes</b>	<i>Oreochromis sp.</i>	Tilapia	387	0	\$0	\$0.00
	<b>Sharks</b>	Infraclass: Selachii (multiple orders)	Sharks/Mano	6,322	5,406	\$9,607	\$1.78

FISHERY GROUP	Subgroup	Scientific Name	Local common name(s)	Lb Caught	Lb Sold	Estimated Value	Price/Lb
INVERTEBRATES	Crustaceans	Infraorder: Brachyura	Crabs (unspecified)/Papa'i (general)/A'ama/Moala/Kuahonu/Koha (many others)	4,386	3,756	\$15,312	\$4.08
		<i>Panulirus penicillatus</i> , <i>P. marginatus</i>	Spiny lobsters/Ula/Ula hiwa	50	0	\$0	\$0.00
		<i>Heterocarpus</i> spp., <i>Penaeus marginatus</i>	Shrimps (saltwater)/Opae	850	588	\$4,516	\$7.68
	Mollusks	<i>Cellana</i> spp.	Limpets (saltwater)/Opihi	2,953	1,373	\$9,521	\$6.93
		Superorder: Decapodiformes (Class: Cephalopoda; Subclass: Coleoidea)	Squids/Muhe'e/lka	883	508	\$2,073	\$4.08
		<i>Octopus</i> spp.	Octopus/He'e/Tako	5,172	3,949	\$17,791	\$4.51
	Other Invertebrates	Multiple phyla	Invertebrates (unspecified)	381	381	\$28,295	\$74.34
	MARINE ALGAE	Algae/Limu	Phyla: Rhodophyta, Chlorophyta (unspecified)	Algae (unspecified)/Limu	649	419	\$4,848
<b>TOTAL</b>				<b>2,652,349</b>	<b>2,578,177</b>	<b>\$9,643,702</b>	<b>\$3.74</b>



Table D 10. Hawai'i Estimated Commercial Landings: September 2013

FISHERY GROUP	Subgroup	Scientific Name	Local common name(s)	Lb Caught	Lb Sold	Estimated Value	Price/Lb	
PELAGIC FISHES	Tunas	<i>Euthynnus affinis</i>	Kawakawa	393	109	\$292	\$2.68	
		<i>Katsuwonus pelamis</i>	Skipjack tuna/Aku	38,257	24,768	\$50,478	\$2.04	
		<i>Thunnus alalunga</i>	Albacore tuna/Ahi palaha/Tombo	55,623	54,806	\$92,567	\$1.69	
		<i>Thunnus albacares</i>	Yellowfin tuna/Ahi/Aki (juv)/ Allison/Shibiko/Koshihi	201,789	200,626	\$601,071	\$3.00	
		<i>Thunnus obesus</i>	Bigeye tuna/Ahi/Po'onui/Mebachi/ Daruma/"Bluefin" (misnomer Big Island)	1,153,500	1,128,290	\$4,525,180	\$4.01	
		Tribe: Thunnini	Ahi/Tunas (unspecified)	41	0	\$0	\$0.00	
	Other Scombrids	<i>Acanthocybium solandri</i>	Ono/Wahoo	46,723	37,523	\$131,369	\$3.50	
		<i>Scomberoides lysan</i>	Lae/Leatherneck/Sagoshi	49	18	\$40	\$2.21	
	Billfishes	<i>Istiompax indica</i>	Black marlin/A'u/Au White/Silver/ Hida	1,583	275	\$228	\$0.83	
		<i>Istiophorus platypterus</i>	Sailfish/A'u/Au Iepe	1,541	1,541	\$2,936	\$1.90	
		<i>Kajikia audax</i>	Striped marlin/A'u/Au/ Nairagi/Mitsukuri	44,659	43,156	\$54,353	\$1.26	
		<i>Makaira mazara</i>	Blue marlin/A'u/Au/Kajiki	116,481	109,097	\$148,557	\$1.36	
		<i>Tetrapturus angustirostris</i>	Shortnose spearfish/A'u/Au/ Hebi/Aiu	25,369	25,369	\$33,014	\$1.30	
		<i>Xiphias gladius</i>	Broadbill swordfish/A'u/Au/A'u kū	17,763	17,135	\$51,341	\$3.00	
		Other Large Pelagics	<i>Coryphaena hippurus</i> , <i>C. equiselis</i>	Mahimahi	195,788	194,768	\$379,169	\$1.95
			<i>Elagatis bipinnulata</i>	Rainbow runner/Kamano/Kamanu/ Hawaiian salmon	340	329	\$1,295	\$3.93
	<i>Lampris guttatus</i>		Moonfish/Opah/Manendai	258,026	246,684	\$263,858	\$1.07	
	<i>Promethichthys prometheus</i>		Snake mackerel	4	0	\$0	\$0.00	

FISHERY GROUP	Subgroup	Scientific Name	Local common name(s)	Lb Caught	Lb Sold	Estimated Value	Price/Lb
BOTTOMFISHES	Snappers	<i>Ruvettus pretiosus</i>	Oilfish/Walu/Hawaiian butterfish	23,147	22,331	\$28,672	\$1.28
		<i>Sphyraena spp.</i>	Barracudas/Kaku/Opelu mama	616	616	\$1,018	\$1.65
		<i>Taractichthys, Eumegistus, Brama spp.</i>	Pomfrets (unspecified)/Monchong/Mu kau/Yohando	98,238	92,600	\$156,627	\$1.69
		<i>Aphareus rutilans</i>	Lehi (deep)/Silverjaw jobfish	516	459	\$1,642	\$3.58
		<i>Aprion virescens</i>	Uku/Gray snapper	7,975	7,975	\$37,011	\$4.64
		<i>Etelis carbunculus</i>	Ehu/Ula'ula/Eahu/Red snapper	2,133	1,822	\$9,680	\$5.31
		<i>Etelis coruscans</i>	Onaga/Ula'ula ko'ae/Red snapper	4,775	4,694	\$37,142	\$7.91
		Family: Lutjanidae	Snappers (unspecified)	422	422	\$1,686	\$4.00
		<i>Lutjanus kasmira</i>	Ta'ape/Blue-lined snapper/Yosuji-fuedai	5,948	3,490	\$6,213	\$1.78
		<i>Pristipomoides auricilla</i>	Yellowtail kalekale/Purple paka (opakapaka)	5	5	\$18	\$4.00
	<i>Pristipomoides filamentosus</i>	Opakapaka/Pink snapper	10,914	10,314	\$66,157	\$6.41	
	<i>Pristipomoides sieboldii</i>	Kalekale/Kalikali	927	663	\$2,597	\$3.92	
	<i>Pristipomoides zonatus</i>	Gindai/Ukikiki/Flower snapper	252	220	\$1,005	\$4.56	
	Groupers	<i>Cephalopholis argus</i>	Roi/Royal seabass/Peacock grouper/Blue spot grouper	89	89	\$244	\$2.74
		<i>Hyporthodus quernus</i>	Hapu'upu'u/Hawaiian grouper	601	592	\$3,048	\$5.15
		Jacks & Trevallies	<i>Carangoides ferdau</i>	Barred ulua/Blue trevally	616	365	\$1,073
	<i>Carangoides orthogrammus</i>		Papa ulua/Island jack/Yellow spotted/Goldspot jack/trevally	237	237	\$586	\$2.47
	<i>Caranx ignobilis</i>		White ulua/Ulua aukea/Giant ulua	864	498	\$1,212	\$2.43
	<i>Caranx lugubris</i>		Black ulua/Ulua lauli/Gunkan	127	70	\$120	\$1.71
	<i>Caranx sexfasciatus</i>		Sasa ulua/Mempachi ulua/Pake ulua	118	28	\$97	\$3.51
<i>Pseudocaranx dentex</i>	Butaguchi/Buta ulua/Pig-lipped ulua	6	0	\$0	\$0.00		

FISHERY GROUP	Subgroup	Scientific Name	Local common name(s)	Lb Caught	Lb Sold	Estimated Value	Price/Lb
		<i>Seriola dumerili</i>	Kahala/Greater amberjack/ Boogaman	677	52	\$172	\$3.29
		<i>Uraspis helvola</i>	Dobe ulua/Whitemouth/ Whitetongue jack	318	318	\$882	\$2.78
	<b>Emperors</b>	<i>Monotaxis grandoculis</i>	Mu/Bigeye emperor	585	438	\$1,474	\$3.37
<b>REEF &amp; INSHORE FISHES</b>	<b>Parrotfishes</b>	Family: Scaridae	Parrotfishes (unspecified)/Uhu	7,136	7,136	\$28,328	\$3.97
	<b>Tangs, Surgeons, &amp; Unicornfishes</b>	<i>Acanthurus spp.</i> , <i>Ctenochaetus spp.</i>	Surgeons/tangs (unspecified): Many specific Hawaiian names (most not commercial)	12,297	11,565	\$19,897	\$1.72
	<b>Goatfishes</b>	Family: Mullidae	Goatfishes (unspecified)/ Weke/Oama	5,175	4,653	\$24,930	\$5.36
	<b>Squirrel &amp; Soldierfishes</b>	<i>Sargocentron spp.</i> , <i>Neoniphon spp.</i>	Squirrelfishes (unspecified)/"Ala'ihī	6,517	6,517	\$28,379	\$4.35
	<b>Inshore Jacks &amp; Trevallies</b>	Family: Carangidae	Ulua/Jacks & trevallies (large)	104	104	\$325	\$3.13
	<b>Other Inshore Carangids</b>	<i>Decapterus macarellus</i>	Mackerel scad/'Ōpelu	23,234	17,086	\$48,613	\$2.85
		<i>Selar crumenophthalmus</i>	Bigeye scad/Akule (adult)/ Hahalalu (juv.)	14,900	11,008	\$39,886	\$3.62
	<b>Other Reef &amp; Inshore Fishes</b>	<i>Abudefduf spp.</i>	Damselfishes/Sergeants/Mamo/ Kupipi/Ma'o ma'o	334	333	\$1,140	\$3.42
		<i>Albula glossodonta</i> , <i>A. neoguinaica</i>	Bonefishes/'O'io	741	741	\$926	\$1.25
		<i>Aluterus monoceros</i>	Filefish/Oili lepa/Hage	32	14	\$34	\$2.50
		<i>Aulostomus spp.</i>	Trumpetfish/Nunu/Billie Hu	4	4	\$8	\$1.80
		Family: Belonidae	Needlefishes (unspecified)/ Ahaaha/Aha mele	67	67	\$209	\$3.10
		Family: Bothidae	Flounders (left-eye)/Pakii/ Flatfishes	2	2	\$4	\$2.01

FISHERY GROUP	Subgroup	Scientific Name	Local common name(s)	Lb Caught	Lb Sold	Estimated Value	Price/Lb
		<i>Chanos chanos</i>	Milkfish/Awa/Awa 'aua	396	396	\$507	\$1.28
		<i>Cirrhitus pinnulatus</i>	Hawkfish/Po'opa'a/Pa'au/Pau'au/ Popa'a/Popa	507	507	\$1,439	\$2.84
		<i>Diodon holocanthus</i>	Spiny pufferfish/Balloon fish/ O'opu hue	8	0	\$0	\$0.00
		<i>Elops hawaiiensis</i>	Hawaiian ladyfish/Awaawa/ Awa'aua/Kalamoho	288	122	\$230	\$1.88
		<i>Erythrocles scintillans</i>	Golden kalekale/kali kali	10	0	\$0	\$0.00
		<i>Gymnothorax spp., Conger spp.</i>	Eels/Puhi/Puhiuha	252	117	\$145	\$1.24
		<i>Kuhlia spp.</i>	Flagtails/'Āholehole	660	649	\$2,138	\$3.29
		<i>Kyphosus spp.</i>	Rudderfishes/Nenuue/Enenuue	3,961	3,961	\$6,372	\$1.61
		Family: Labridae	Wrasses/Ea/Opule/A'awa/Malatea/ Hilu/Laenihi	840	572	\$2,201	\$3.85
		Family: Mugilidae	Mulletts (unspecified)/ 'Ānae (adults)	202	200	\$759	\$3.79
		<i>Polydactylus sexfilis</i>	Threadfin/Moi	93	5	\$37	\$6.86
		<i>Priacanthus spp.</i>	Aweoweo/Bigeyes/Glasseyes	538	530	\$2,029	\$3.83
		Family: Scorpaenidae (many species)	Nohu/Oopu kae nohu/Hogo/ Scorpionfishes	318	294	\$1,183	\$4.03
		Unknown	Miscellaneous (unspecified)	186	28	\$46	\$1.64
		Various families	Reef fishes (unspecified)	27	0	\$0	\$0.00
	<b>Introduced Estuarine Fishes</b>	<i>Oreochromis sp.</i>	Tilapia	720	0	\$0	\$0.00
	<b>Sharks</b>	Infraclass: Selachii (multiple orders)	Sharks/Mano	12,069	12,069	\$11,924	\$0.99
<b>INVERTEBRATES</b>	<b>Crustaceans</b>	Infraorder: Brachyura	Crabs (unspecified)/Papa'i (general)/A'ama/Moala/Kuahonu/ Koha (many others)	6,167	5,142	\$21,454	\$4.17
		<i>Panulirus penicillatus, P. marginatus</i>	Spiny lobsters/Ula/Ula hiwa	1,584	1,315	\$14,690	\$11.17

FISHERY GROUP	Subgroup	Scientific Name	Local common name(s)	Lb Caught	Lb Sold	Estimated Value	Price/Lb
		<i>Scyllarides spp.</i>	Slipper lobster/Ulapapapa	22	20	\$160	\$8.00
		<i>Heterocarpus spp., Penaeus marginatus</i>	Shrimps (saltwater)/Opae	1,641	823	\$6,058	\$7.36
	<b>Mollusks</b>	<i>Cellana spp.</i>	Limpets (saltwater)/Opihi	2,681	1,160	\$7,295	\$6.29
		Superorder: Decapodiformes (Class: Cephalopoda; Subclass: Coleoidea)	Squids/Muhe'e/Ika	747	529	\$1,648	\$3.11
		<i>Octopus spp.</i>	Octopus/He'e/Tako	4,191	2,380	\$11,100	\$4.66
	<b>Other Invertebrates</b>	Multiple phyla	Invertebrates (unspecified)	784	537	\$40,298	\$75.00
<b>MARINE ALGAE</b>	<b>Algae/Limu</b>	Phyla: Rhodophyta, Chlorophyta (unspecified)	Algae (unspecified)/Limu	163	124	\$1,169	\$9.45
<b>TOTAL</b>				<b>2,427,633</b>	<b>2,323,502</b>	<b>\$7,019,685</b>	<b>\$3.02</b>

Table D 11. Hawai'i Estimated Commercial Landings: October 2013

FISHERY GROUP	Subgroup	Scientific Name	Local common name(s)	Lb Caught	Lb Sold	Estimated Value	Price/Lb
PELAGIC FISHES	Tunas	<i>Euthynnus affinis</i>	Kawakawa	595	272	\$521	\$1.92
		<i>Katsuwonus pelamis</i>	Skipjack tuna/Aku	75,888	54,111	\$84,841	\$1.57
		<i>Thunnus alalunga</i>	Albacore tuna/Ahi palaha/Tombo	52,905	52,905	\$82,945	\$1.57
		<i>Thunnus albacares</i>	Yellowfin tuna/Ahi/Aki (juv)/Allison/ Shibiko/Koshihi	167,918	162,031	\$445,537	\$2.75
		<i>Thunnus obesus</i>	Bigeye tuna/Ahi/Po'onui/Mebachi/ Daruma/"Bluefin" (misnomer Big Island)	1,750,070	1,676,232	\$5,191,989	\$3.10
	Other Scombrids	Tribe: Thunnini	Ahi/Tunas (unspecified)	1,035	45	\$84	\$1.87
		<i>Acanthocybium solandri</i>	Ono/Wahoo	57,425	50,158	\$156,025	\$3.11
		<i>Scomberoides lysan</i>	Lae/Leatherneck/Sagoshi	47	39	\$101	\$2.58
	Billfishes	<i>Istiompax indica</i>	Black marlin/A'u/Au White/Silver/Hida	457	183	\$547	\$2.99
		<i>Istiophorus platypterus</i>	Sailfish/A'u/Au lepe	5,476	2,755	\$2,558	\$0.93
		<i>Kajikia audax</i>	Striped marlin/A'u/Au/Nairagi/Mitsukuri	115,974	115,974	\$99,368	\$0.86
		<i>Makaira mazara</i>	Blue marlin/A'u/Au/Kajiki	110,735	99,529	\$89,698	\$0.90
		<i>Tetrapturus angustirostris</i>	Shortnose spearfish/A'u/Au/Hebi/Aiu	36,952	35,527	\$22,431	\$0.63
		<i>Xiphias gladius</i>	Broadbill swordfish/A'u/Au/A'u kū	14,636	13,670	\$44,278	\$3.24
		Suborder: Xiphoidei	Billfishes (unspecified)	180	0	\$0	\$0.00
	Other Large Pelagics	<i>Coryphaena hippurus</i> , <i>C. equiselis</i>	Mahimahi	204,883	187,614	\$394,795	\$2.10
		<i>Elagatis bipinnulata</i>	Rainbow runner/Kamano/Kamanu/ Hawaiian salmon	196	134	\$478	\$3.57
		<i>Lampris guttatus</i>	Moonfish/Opah/Manendai	267,311	267,311	\$288,245	\$1.08
		<i>Promethichthys prometheus</i>	Snake mackerel	2	0	\$0	\$0.00
		<i>Ruvettus pretiosus</i>	Oilfish/Walu/Hawaiian butterfish	40,431	40,431	\$25,352	\$0.63
		<i>Sphyræna spp.</i>	Barracudas/Kaku/Opelu mama	580	554	\$731	\$1.32

FISHERY GROUP	Subgroup	Scientific Name	Local common name(s)	Lb Caught	Lb Sold	Estimated Value	Price/Lb
		<i>Taractichthys</i> , <i>Eumegistus</i> , <i>Brama</i> spp.	Pomfrets (unspecified)/Monchong/ Mu kau/Yohando	97,095	97,095	\$166,071	\$1.71
<b>BOTTOMFISHES</b>	<b>Snappers</b>	<i>Aphareus rutilans</i>	Lehi (deep)/Silverjaw jobfish	768	719	\$2,971	\$4.13
		<i>Aprion virescens</i>	Uku/Gray snapper	8,304	7,374	\$31,788	\$4.31
		<i>Etelis carbunculus</i>	Ehu/Ula'ula/Eahu/Red snapper	4,330	3,327	\$16,270	\$4.89
		<i>Etelis coruscans</i>	Onaga/Ula'ula ko'ae/Red snapper	11,481	9,716	\$68,841	\$7.09
		Family: Lutjanidae	Snappers (unspecified)	653	640	\$2,590	\$4.05
		<i>Lutjanus kasmira</i>	Ta'ape/Blue-lined snapper/Yosuji-fuedai	3,108	2,652	\$4,544	\$1.71
		<i>Pristipomoides filamentosus</i>	Opakapaka/Pink snapper	16,091	14,305	\$92,780	\$6.49
		<i>Pristipomoides sieboldii</i>	Kalekale/Kalikali	2,106	1,664	\$6,098	\$3.66
		<i>Pristipomoides zonatus</i>	Gindai/Ukikiki/Flower snapper	522	340	\$1,517	\$4.46
	<b>Groupers</b>	<i>Cephalopholis argus</i>	Roi/Royal seabass/Peacock grouper/ Blue spot grouper	284	243	\$725	\$2.99
		<i>Hyporthodus quernus</i>	Hapu'upu'u/Hawaiian grouper	1,876	1,517	\$7,578	\$5.00
	<b>Jacks &amp; Trevallies</b>	<i>Carangoides ferdau</i>	Barred ulua/Blue trevally	556	137	\$426	\$3.11
		<i>Carangoides orthogrammus</i>	Papa ulua/Island jack/ Yellow spotted/Goldspot jack/trevally	989	989	\$4,129	\$4.17
		<i>Caranx ignobilis</i>	White ulua/Ulua aukea/Giant ulua	1,509	961	\$2,730	\$2.84
		<i>Caranx lugubris</i>	Black ulua/Ulua lauli/Gunkan	86	86	\$280	\$3.25
		<i>Caranx sexfasciatus</i>	Sasa ulua/Mempachi ulua/Pake ulua	5	0	\$0	\$0.00
		<i>Pseudocaranx dentex</i>	Butaguchi/Buta ulua/Pig-lipped ulua	82	0	\$0	\$0.00
		<i>Seriola dumerili</i>	Kahala/Greater amberjack/Boogaman	1,017	299	\$824	\$2.76
		<i>Uraspis helvola</i>	Dobe ulua/Whitemouth/Whitetongue jack	236	171	\$513	\$3.00

FISHERY GROUP	Subgroup	Scientific Name	Local common name(s)	Lb Caught	Lb Sold	Estimated Value	Price/Lb
	<b>Emperors</b>	<i>Monotaxis grandoculis</i>	Mu/Bigeye emperor	620	620	\$2,022	\$3.26
<b>REEF &amp; INSHORE FISHES</b>	<b>Parrotfishes</b>	Family: Scaridae	Parrotfishes (unspecified)/Uhu	7,991	7,983	\$28,492	\$3.57
	<b>Tangs, Surgeons, &amp; Unicornfishes</b>	<i>Acanthurus spp.</i> , <i>Ctenochaetus spp.</i>	Surgeons/tangs (unspecified): Many specific Hawaiian names (most not commercial)	12,088	11,767	\$20,142	\$1.71
	<b>Goatfishes</b>	Family: Mullidae	Goatfishes (unspecified)/Weke/Oama	6,437	5,758	\$27,695	\$4.81
	<b>Squirrel &amp; Soldierfishes</b>	<i>Sargocentron spp.</i> , <i>Neoniphon spp.</i>	Squirrelfishes (unspecified)/'Ala'ihī	7,926	7,891	\$32,995	\$4.18
	<b>Inshore Jacks &amp; Trevallies</b>	Family: Carangidae	Ulua/Jacks & trevallies (large)	180	176	\$514	\$2.91
	<b>Other Inshore Carangids</b>	<i>Decapterus macarellus</i>	Mackerel scad/Ōpelu	32,975	22,632	\$67,830	\$3.00
		<i>Selar crumenophthalmus</i>	Bigeye scad/Akule (adult)/Hahalalu (juv.)	15,548	7,957	\$29,812	\$3.75
	<b>Other Reef &amp; Inshore Fishes</b>	<i>Abudefduf spp.</i>	Damselfishes/Sergeants/Mamo/Kupipi/Ma'o ma'o	401	401	\$1,333	\$3.32
		<i>Albula glossodonta</i> , <i>A. neoguinaica</i>	Bonefishes/'O'io	943	943	\$1,178	\$1.25
		<i>Aluterus monoceros</i>	Filefish/Oili lepa/Hage	31	31	\$44	\$1.44
		<i>Aulostomus spp.</i>	Trumpetfish/Nunu/Billie Hu	44	44	\$89	\$2.03
		Family: Belonidae	Needlefishes (unspecified)/Ahaaha/Aha mele	31	31	\$79	\$2.56
		Family: Bothidae	Flounders (left-eye)/Pakii/Flatfishes	4	4	\$7	\$1.94
		<i>Chanos chanos</i>	Milkfish/Awa/Awa 'aua	119	119	\$149	\$1.25
		<i>Cirrhitis pinnulatus</i>	Hawkfish/Po'opa'a/Pa'au/Pau'au/Popa'a/Popa	540	540	\$1,239	\$2.29



FISHERY GROUP	Subgroup	Scientific Name	Local common name(s)	Lb Caught	Lb Sold	Estimated Value	Price/Lb
		<i>Elops hawaiiensis</i>	Hawaiian ladyfish/Awaawa/ Awa'aua/Kalamoho	64	27	\$34	\$1.25
		<i>Erythrocles scintillans</i>	Golden kalekale/kali kali	82	0	\$0	\$0.00
		<i>Gymnothorax spp.</i> , <i>Conger spp.</i>	Eels/Puhi/Puhiuha	241	86	\$113	\$1.31
		<i>Kuhlia spp.</i>	Flagtails/'Āholehole	95	75	\$282	\$3.79
		<i>Kyphosus spp.</i>	Rudderfishes/Nenuue/Enenuue	1,282	1,282	\$2,146	\$1.67
		Family: Labridae	Wrasses/Ea/Opule/A'awa/Malatea/Hilu/Laenihi	847	536	\$1,828	\$3.41
		Family: Mugilidae	Mulletts (unspecified)/'Anae (adults)	1,100	1,048	\$4,735	\$4.52
		<i>Polydactylus sexfilis</i>	Threadfin/Moi	79	14	\$77	\$5.40
		<i>Priacanthus spp.</i>	Aweoweo/Bigeyes/Glasseyes	839	653	\$2,358	\$3.61
		Family: Scorpaenidae (many species)	Nohu/Oopu kae nohu/Hogo/ Scorpionfishes	352	296	\$1,725	\$5.83
		Unknown	Miscellaneous (unspecified)	1,275	71	\$89	\$1.25
		Various families	Reef fishes (unspecified)	73	0	\$0	\$0.00
	<b>Introduced Estuarine Fishes</b>	<i>Oreochromis sp.</i>	Tilapia	600	0	\$0	\$0.00
	<b>Sharks</b>	Infraclass: Selachii (multiple orders)	Sharks/Mano	14,959	6,957	\$5,753	\$0.83
<b>INVERTEBRATES</b>	<b>Crustaceans</b>	Infraorder: Brachyura	Crabs (unspecified)/Papa'i (general)/ A'ama/Moala/Kuahonu/Koha (many others)	4,000	2,981	\$12,788	\$4.29
		<i>Panulirus penicillatus</i> , <i>P. marginatus</i>	Spiny lobsters/Ula/Ula hiwa	1,309	930	\$9,223	\$9.92
		<i>Scyllarides spp.</i>	Slipper lobster/Ulapapapa	27	4	\$32	\$8.00
		<i>Heterocarpus spp.</i> , <i>Penaeus marginatus</i>	Shrimps (saltwater)/Opae	2,419	1,326	\$10,512	\$7.93

FISHERY GROUP	Subgroup	Scientific Name	Local common name(s)	Lb Caught	Lb Sold	Estimated Value	Price/Lb
	<b>Mollusks</b>	<i>Cellana spp.</i>	Limpets (saltwater)/Opihi	2,208	1,098	\$6,641	\$6.05
		Superorder: Decapodiformes (Class: Cephalopoda; Subclass: Coleoidea)	Squids/Muhe'e/Ika	1,025	334	\$1,245	\$3.73
		<i>Octopus spp.</i>	Octopus/He'e/Tako	5,240	3,290	\$14,697	\$4.47
	<b>Other Invertebrates</b>	Multiple phyla	Invertebrates (unspecified)	348	0	\$0	\$0.00
<b>MARINE ALGAE</b>	<b>Algae/Limu</b>	Phyla: Rhodophyta, Chlorophyta (unspecified)	Algae (unspecified)/Limu	269	244	\$3,165	\$12.95
<b>TOTAL</b>				<b>3,179,405</b>	<b>2,989,859</b>	<b>\$7,632,262</b>	<b>\$2.55</b>

Table D 12. Hawai'i Estimated Commercial Landings: November 2013

FISHERY GROUP	Subgroup	Scientific Name	Local common name(s)	Lb Caught	Lb Sold	Estimated Value	Price/Lb
PELAGIC FISHES	Tunas	<i>Euthynnus affinis</i>	Kawakawa	890	195	\$388	\$1.99
		<i>Katsuwonus pelamis</i>	Skipjack tuna/Aku	40,672	28,541	\$39,304	\$1.38
		<i>Thunnus alalunga</i>	Albacore tuna/Ahi palaha/Tombo	14,947	9,909	\$18,784	\$1.90
		<i>Thunnus albacares</i>	Yellowfin tuna/Ahi/Aki (juv)/ Allison/Shibiko/Koshihi	216,543	216,016	\$641,189	\$2.97
		<i>Thunnus obesus</i>	Bigeye tuna/Ahi/Po'onui/Mebachi/ Daruma/"Bluefin" (misnomer Big Island)	1,668,151	1,668,151	\$5,088,748	\$3.05
		Tribe: Thunnini	Ahi/Tunas (unspecified)	329	21	\$36	\$1.74
	Other Scombrids	<i>Acanthocybium solandri</i>	Ono/Wahoo	43,249	35,950	\$117,435	\$3.27
		<i>Scomberoides lysan</i>	Lae/Leatherneck/Sagoshi	25	25	\$77	\$3.12
	Billfishes	<i>Istiompax indica</i>	Black marlin/A'u/Au White/Silver/Hida	364	229	\$146	\$0.64
		<i>Istiophorus platypterus</i>	Sailfish/A'u/Au lepe	2,836	1,216	\$797	\$0.66
		<i>Kajikia audax</i>	Striped marlin/A'u/Au/Nairagi/Mitsukuri	222,889	222,889	\$122,375	\$0.55
		<i>Makaira mazara</i>	Blue marlin/A'u/Au/Kajiki	118,491	73,571	\$70,172	\$0.95
		<i>Tetrapturus angustirostris</i>	Shortnose spearfish/A'u/Au/Hebi/Aiu	46,091	45,705	\$17,952	\$0.39
		<i>Xiphias gladius</i>	Broadbill swordfish/A'u/Au/A'u kū	102,212	14,315	\$46,777	\$3.27
		Suborder: Xiphoidei	Billfishes (unspecified)	90	0	\$0	\$0.00
		Other Large Pelagics	<i>Coryphaena hippurus</i> , <i>C. equiselis</i>	Mahimahi	217,670	217,670	\$384,807
	<i>Elagatis bipinnulata</i>		Rainbow runner/Kamano/Kamanu/ Hawaiian salmon	380	380	\$1,781	\$4.69
	<i>Lampris guttatus</i>		Moonfish/Opah/Manendai	172,427	166,423	\$249,624	\$1.50

FISHERY GROUP	Subgroup	Scientific Name	Local common name(s)	Lb Caught	Lb Sold	Estimated Value	Price/Lb	
BOTTOMFISHES	Snappers	<i>Ruvettus pretiosus</i>	Oilfish/Walu/Hawaiian butterfish	64,355	59,278	\$11,808	\$0.20	
		<i>Sphyraena spp.</i>	Barracudas/Kaku/Opelu mama	638	574	\$682	\$1.19	
		<i>Taractichthys, Eumegistus, Brama spp.</i>	Pomfrets (unspecified)/Monchong/Mu kau/Yohando	61,227	61,227	\$157,667	\$2.58	
		<i>Aphareus rutilans</i>	Lehi (deep)/Silverjaw jobfish	1,224	1,144	\$4,209	\$3.68	
		<i>Aprion virescens</i>	Uku/Gray snapper	5,266	4,503	\$19,655	\$4.37	
		<i>Etelis carbunculus</i>	Ehu/Ula'ula/Eahu/Red snapper	3,125	2,908	\$14,631	\$5.03	
		<i>Etelis coruscans</i>	Onaga/Ula'ula ko'ae/Red snapper	8,064	7,230	\$54,683	\$7.56	
		Family: Lutjanidae	Snappers (unspecified)	253	253	\$1,030	\$4.08	
		<i>Lutjanus kasmira</i>	Ta'ape/Blue-lined snapper/Yosuji-fuedai	1,437	1,277	\$2,148	\$1.68	
		<i>Pristipomoides filamentosus</i>	Opakapaka/Pink snapper	16,457	14,130	\$86,417	\$6.12	
	Groupers	<i>Pristipomoides sieboldii</i>	Kalekale/Kalikali	2,476	2,043	\$7,247	\$3.55	
		<i>Pristipomoides zonatus</i>	Gindai/Ukikiki/Flower snapper	658	546	\$2,267	\$4.16	
		<i>Cephalopholis argus</i>	Roi/Royal seabass/Peacock grouper/Blue spot grouper	162	121	\$334	\$2.76	
		<i>Hyporthodus quernus</i>	Hapu'upu'u/Hawaiian grouper	2,040	2,040	\$9,535	\$4.67	
		Jacks & Trevallies	<i>Carangoides ferdau</i>	Barred ulua/Blue trevally	420	256	\$843	\$3.29
			<i>Carangoides orthogrammus</i>	Papa ulua/Island jack/Yellow spotted/Goldspot jack/trevally	460	417	\$1,753	\$4.20
			<i>Caranx ignobilis</i>	White ulua/Ulua aukea/Giant ulua	1,078	276	\$839	\$3.04
			<i>Caranx lugubris</i>	Black ulua/Ulua lauli/Gunkan	28	28	\$83	\$3.00
			<i>Caranx sexfasciatus</i>	Sasa ulua/Mempachi ulua/Pake ulua	143	9	\$23	\$2.50

FISHERY GROUP	Subgroup	Scientific Name	Local common name(s)	Lb Caught	Lb Sold	Estimated Value	Price/Lb
		<i>Pseudocaranx dentex</i>	Butaguchi/Buta ulua/Pig-lipped ulua	2	0	\$0	\$0.00
		<i>Seriola dumerili</i>	Kahala/Greater amberjack/Boogaman	1,245	127	\$269	\$2.12
		<i>Uraspis helvola</i>	Dobe ulua/Whitemouth/Whitetongue jack	551	206	\$575	\$2.79
	<b>Emperors</b>	<i>Monotaxis grandoculis</i>	Mu/Bigeye emperor	505	505	\$2,004	\$3.97
<b>REEF &amp; INSHORE FISHES</b>	<b>Parrotfishes</b>	Family: Scaridae	Parrotfishes (unspecified)/Uhu	6,359	6,359	\$23,366	\$3.67
	<b>Tangs, Surgeons, &amp; Unicornfishes</b>	<i>Acanthurus spp.</i> , <i>Ctenochaetus spp.</i>	Surgeons/tangs (unspecified): Many specific Hawaiian names (most not commercial)	11,656	10,651	\$19,210	\$1.80
	<b>Goatfishes</b>	Family: Mullidae	Goatfishes (unspecified)/Weke/Oama	2,782	2,594	\$13,535	\$5.22
	<b>Squirrel &amp; Soldierfishes</b>	<i>Sargocentron spp.</i> , <i>Neoniphon spp.</i>	Squirrelfishes (unspecified)/Ala'ihī	7,399	5,645	\$22,929	\$4.06
	<b>Inshore Jacks &amp; Trevallies</b>	Family: Carangidae	Ulua/Jacks & trevallies (large)	166	138	\$359	\$2.59
		Family: Carangidae	Papio/Reef jacks & trevallies (small/juv.)	6	6	\$27	\$4.29
	<b>Other Inshore Carangids</b>	<i>Decapterus macarellus</i>	Mackerel scad/Ōpelu	21,513	15,672	\$44,854	\$2.86
		<i>Selar crumenophthalmus</i>	Bigeye scad/Akule (adult)/Hahalalu (juv.)	31,667	22,905	\$70,368	\$3.07
	<b>Other Reef &amp; Inshore Fishes</b>	<i>Abudefduf spp.</i>	Damselfishes/Sergeants/Mamo/Kupipi/Ma'o ma'o	176	176	\$633	\$3.59

FISHERY GROUP	Subgroup	Scientific Name	Local common name(s)	Lb Caught	Lb Sold	Estimated Value	Price/Lb
		<i>Albula glossodonta</i> , <i>A. neoguinaica</i>	Bonefishes/'O'io	381	381	\$453	\$1.19
		<i>Aluterus monoceros</i>	Filefish/Oili lepa/Hage	17	14	\$29	\$2.01
		<i>Aulostomus</i> spp.	Trumpetfish/Nunu/Billie Hu	13	13	\$22	\$1.71
		Family: Belonidae	Needlefishes (unspecified)/Ahaaha/Aha mele	361	361	\$1,048	\$2.90
		<i>Chanos chanos</i>	Milkfish/Awa/Awa 'aua	275	275	\$403	\$1.47
		<i>Cirrhitis pinnulatus</i>	Hawkfish/Po'opa'a/Pa'au/Pau'au/Popa'a/Popa	314	314	\$986	\$3.14
		<i>Elops hawaiiensis</i>	Hawaiian ladyfish/Awaawa/Awa'aua/Kalamoho	54	54	\$64	\$1.20
		<i>Erythrocles scintillans</i>	Golden kalekale/kali kali	67	8	\$25	\$3.13
		<i>Gymnothorax</i> spp., <i>Conger</i> spp.	Eels/Puhi/Puhiuha	100	23	\$43	\$1.91
		<i>Kuhlia</i> spp.	Flagtails/'Āholehole	147	64	\$280	\$4.39
		<i>Kyphosus</i> spp.	Rudderfishes/Nenuue/Enenuue	493	342	\$719	\$2.11
		Family: Labridae	Wrasses/Ea/Opule/A'awa/Malatea/Hilu/Laenihi	421	270	\$738	\$2.73
		Family: Mugilidae	Mulletts (unspecified)/'Anae (adults)	2,342	2,342	\$10,666	\$4.55
		<i>Polydactylus sexfilis</i>	Threadfin/Moi	59	9	\$75	\$8.42
		<i>Priacanthus</i> spp.	Aweoweo/Bigeyes/Glasseyes	536	471	\$1,801	\$3.83
		Family: Scorpaenidae (many species)	Nohu/Oopu kae nohu/Hogo/Scorpionfishes	244	180	\$1,047	\$5.81
		Unknown	Miscellaneous (unspecified)	51	23	\$37	\$1.65

FISHERY GROUP	Subgroup	Scientific Name	Local common name(s)	Lb Caught	Lb Sold	Estimated Value	Price/Lb
		Various families	Reef fishes (unspecified)	25	0	\$0	\$0.00
	<b>Introduced Estuarine Fishes</b>	<i>Oreochromis sp.</i>	Tilapia	558	0	\$0	\$0.00
	<b>Sharks</b>	Infraclass: Selachii (multiple orders)	Sharks/Mano	11,712	9,462	\$8,168	\$0.86
<b>INVERTEBRATES</b>	<b>Crustaceans</b>	Infraorder: Brachyura	Crabs (unspecified)/Papa'i (general)/A'ama/Moala/Kuahonu/Koha (many others)	5,376	3,859	\$15,897	\$4.12
		<i>Panulirus penicillatus</i> , <i>P. marginatus</i>	Spiny lobsters/Ula/Ula hiwa	1,322	889	\$9,063	\$10.19
		<i>Scyllarides spp.</i>	Slipper lobster/Ulapapapa	32	5	\$38	\$8.00
		<i>Heterocarpus spp.</i> , <i>Penaeus marginatus</i>	Shrimps (saltwater)/Opae	2,193	1,461	\$10,544	\$7.21
	<b>Mollusks</b>	<i>Cellana spp.</i>	Limpets (saltwater)/Opihi	2,229	1,457	\$10,164	\$6.98
		Superorder: Decapodiformes (Class: Cephalopoda; Subclass: Coleoidea)	Squids/Muhe'e/Ika	542	305	\$1,065	\$3.49
		<i>Octopus spp.</i>	Octopus/He'e/Tako	4,641	3,617	\$16,207	\$4.48
	<b>Other Invertebrates</b>	Multiple phyla	Invertebrates (unspecified)	491	491	\$44,163	\$90.00
<b>MARINE ALGAE</b>	<b>Algae/Limu</b>	Phyla: Rhodophyta, Chlorophyta (unspecified)	Algae (unspecified)/Limu	209	191	\$2,024	\$10.61
<b>TOTAL</b>				<b>3,156,999</b>	<b>2,951,331</b>	<b>\$7,510,144</b>	<b>\$2.54</b>

Table D 13. Hawai'i Estimated Commercial Landings: December 2013

FISHERY GROUP	Subgroup	Scientific Name	Local common name(s)	Lb Caught	Lb Sold	Estimated Value	Price/Lb
PELAGIC FISHES	Tunas	<i>Euthynnus affinis</i>	Kawakawa	890	195	\$388	\$1.99
		<i>Katsuwonus pelamis</i>	Skipjack tuna/Aku	40,672	28,541	\$39,304	\$1.38
		<i>Thunnus alalunga</i>	Albacore tuna/Ahi palaha/Tombo	14,947	9,909	\$18,784	\$1.90
		<i>Thunnus albacares</i>	Yellowfin tuna/Ahi/Aki (juv)/ Allison/Shibiko/Koshihi	216,543	216,016	\$641,189	\$2.97
		<i>Thunnus obesus</i>	Bigeye tuna/Ahi/Po'onui/Mebachi/ Daruma/"Bluefin" (misnomer Big Island)	1,668,151	1,668,151	\$5,088,748	\$3.05
	Other Scombrids	Tribe: Thunnini	Ahi/Tunas (unspecified)	329	21	\$36	\$1.74
		<i>Acanthocybium solandri</i>	Ono/Wahoo	43,249	35,950	\$117,435	\$3.27
		<i>Scomberoides lysan</i>	Lae/Leatherneck/Sagoshi	25	25	\$77	\$3.12
	Billfishes	<i>Istiompax indica</i>	Black marlin/A'u/Au White/Silver/Hida	364	229	\$146	\$0.64
		<i>Istiophorus platypterus</i>	Sailfish/A'u/Au lepe	2,836	1,216	\$797	\$0.66
		<i>Kajikia audax</i>	Striped marlin/A'u/Au/Nairagi/Mitsukuri	222,889	222,889	\$122,375	\$0.55
		<i>Makaira mazara</i>	Blue marlin/A'u/Au/Kajiki	118,491	73,571	\$70,172	\$0.95
		<i>Tetrapturus angustirostris</i>	Shortnose spearfish/A'u/Au/Hebi/Aiu	46,091	45,705	\$17,952	\$0.39
		<i>Xiphias gladius</i>	Broadbill swordfish/A'u/Au/A'u kū	102,212	14,315	\$46,777	\$3.27
		Suborder: Xiphoidei	Billfishes (unspecified)	90	0	\$0	\$0.00
	Other Large Pelagics	<i>Coryphaena hippurus</i> , <i>C. equiselis</i>	Mahimahi	217,670	217,670	\$384,807	\$1.77
		<i>Elagatis</i>	Rainbow runner/Kamano/Kamanu/	380	380	\$1,781	\$4.69



FISHERY GROUP	Subgroup	Scientific Name	Local common name(s)	Lb Caught	Lb Sold	Estimated Value	Price/Lb
		<i>bipinnulata</i>	Hawaiian salmon				
		<i>Lampris guttatus</i>	Moonfish/Opah/Manendai	172,427	166,423	\$249,624	\$1.50
		<i>Ruvettus pretiosus</i>	Oilfish/Walu/Hawaiian butterfish	64,355	59,278	\$11,808	\$0.20
		<i>Sphyræna spp.</i>	Barracudas/Kaku/Opelu mama	638	574	\$682	\$1.19
		<i>Taractichthys,</i> <i>Eumegistus,</i> <i>Brama spp.</i>	Pomfrets (unspecified)/Monchong/ Mu kau/Yohando	61,227	61,227	\$157,667	\$2.58
<b>BOTTOMFISHES</b>	<b>Snappers</b>	<i>Aphareus rutilans</i>	Lehi (deep)/Silverjaw jobfish	1,224	1,144	\$4,209	\$3.68
		<i>Aprion virescens</i>	Uku/Gray snapper	5,266	4,503	\$19,655	\$4.37
		<i>Etelis carbunculus</i>	Ehu/Ula'ula/Eahu/Red snapper	3,125	2,908	\$14,631	\$5.03
		<i>Etelis coruscans</i>	Onaga/Ula'ula ko'ae/Red snapper	8,064	7,230	\$54,683	\$7.56
		Family: Lutjanidae	Snappers (unspecified)	253	253	\$1,030	\$4.08
		<i>Lutjanus kasmira</i>	Ta'ape/Blue-lined snapper/Yosuji-fuedai	1,437	1,277	\$2,148	\$1.68
		<i>Pristipomoides filamentosus</i>	Opakapaka/Pink snapper	16,457	14,130	\$86,417	\$6.12
		<i>Pristipomoides sieboldii</i>	Kalekale/Kalikali	2,476	2,043	\$7,247	\$3.55
		<i>Pristipomoides zonatus</i>	Gindai/Ukikiki/Flower snapper	658	546	\$2,267	\$4.16
	<b>Groupers</b>	<i>Cephalopholis argus</i>	Roi/Royal seabass/Peacock grouper/ Blue spot grouper	162	121	\$334	\$2.76
		<i>Hyporthodus quernus</i>	Hapu'upu'u/Hawaiian grouper	2,040	2,040	\$9,535	\$4.67
	<b>Jacks &amp; Trevallies</b>	<i>Carangoides ferdau</i>	Barred ulua/Blue trevally	420	256	\$843	\$3.29
		<i>Carangoides orthogrammus</i>	Papa ulua/Island jack/Yellow spotted/ Goldspot jack/trevally	460	417	\$1,753	\$4.20
		<i>Caranx ignobilis</i>	White ulua/Ulua aukea/Giant ulua	1,078	276	\$839	\$3.04
		<i>Caranx lugubris</i>	Black ulua/Ulua lauli/Gunkan	28	28	\$83	\$3.00

FISHERY GROUP	Subgroup	Scientific Name	Local common name(s)	Lb Caught	Lb Sold	Estimated Value	Price/Lb
REEF & INSHORE FISHES	Emperors	<i>Caranx sexfasciatus</i>	Sasa ulua/Mempachi ulua/Pake ulua	143	9	\$23	\$2.50
		<i>Pseudocaranx dentex</i>	Butaguchi/Buta ulua/Pig-lipped ulua	2	0	\$0	\$0.00
		<i>Seriola dumerili</i>	Kahala/Greater amberjack/Boogaman	1,245	127	\$269	\$2.12
		<i>Uraspis helvola</i>	Dobe ulua/Whitemouth/Whitetongue jack	551	206	\$575	\$2.79
		<i>Monotaxis grandoculis</i>	Mu/Bigeye emperor	505	505	\$2,004	\$3.97
	Parrotfishes	Family: Scaridae	Parrotfishes (unspecified)/Uhu	6,359	6,359	\$23,366	\$3.67
	Tangs, Surgeons, & Unicornfishes	<i>Acanthurus spp.</i> , <i>Ctenochaetus spp.</i>	Surgeons/tangs (unspecified): Many specific Hawaiian names (most not commercial)	11,656	10,651	\$19,210	\$1.80
	Goatfishes	Family: Mullidae	Goatfishes (unspecified)/Weke/Oama	2,782	2,594	\$13,535	\$5.22
	Squirrel & Soldierfishes	<i>Sargocentron spp.</i> , <i>Neoniphon spp.</i>	Squirrelfishes (unspecified)/Ala'ihī	7,399	5,645	\$22,929	\$4.06
	Inshore Jacks & Trevallies	Family: Carangidae	Ulua/Jacks & trevallies (large)	166	138	\$359	\$2.59
	Other Inshore Carangids	Family: Carangidae	Papio/Reef jacks & trevallies (small/juv.)	6	6	\$27	\$4.29
		<i>Decapterus macarellus</i>	Mackerel scad/Ōpelu	21,513	15,672	\$44,854	\$2.86
		<i>Selar crumenophthalmus</i>	Bigeye scad/Akule (adult)/Hahalalu (juv.)	31,667	22,905	\$70,368	\$3.07
Other Reef & Inshore Fishes	<i>Abudefduf spp.</i>	Damselfishes/Sergeants/Mamo/Kupipi/Ma'o ma'o	176	176	\$633	\$3.59	

FISHERY GROUP	Subgroup	Scientific Name	Local common name(s)	Lb Caught	Lb Sold	Estimated Value	Price/Lb
		<i>Albula glossodonta</i> , <i>A. neoguinaica</i>	Bonefishes/'O'io	381	381	\$453	\$1.19
		<i>Aluterus monoceros</i>	Filefish/Oili lepa/Hage	17	14	\$29	\$2.01
		<i>Aulostomus</i> spp.	Trumpetfish/Nunu/Billie Hu	13	13	\$22	\$1.71
		Family: Belonidae	Needlefishes (unspecified)/Ahaaha/Aha mele	361	361	\$1,048	\$2.90
		<i>Chanos chanos</i>	Milkfish/Awa/Awa 'aua	275	275	\$403	\$1.47
		<i>Cirrhitus pinnulatus</i>	Hawkfish/Po'opa'a/Pa'au/Pau'au/Popa'a/Popa	314	314	\$986	\$3.14
		<i>Elops hawaiiensis</i>	Hawaiian ladyfish/Awaawa/ Awa'aua/Kalamoho	54	54	\$64	\$1.20
		<i>Erythrocles scintillans</i>	Golden kalekale/kali kali	67	8	\$25	\$3.13
		<i>Gymnothorax</i> spp., <i>Conger</i> spp.	Eels/Puhi/Puhiuha	100	23	\$43	\$1.91
		<i>Kuhlia</i> spp.	Flagtails/'Āholehole	147	64	\$280	\$4.39
		<i>Kyphosus</i> spp.	Rudderfishes/Nenuue/Enenuue	493	342	\$719	\$2.11
		Family: Labridae	Wrasses/Ea/Opule/A'awa/Malatea/Hilu/Laenihi	421	270	\$738	\$2.73
		Family: Mugilidae	Mulletts (unspecified)/'Anae (adults)	2,342	2,342	\$10,666	\$4.55
		<i>Polydactylus sexfilis</i>	Threadfin/Moi	59	9	\$75	\$8.42
		<i>Priacanthus</i> spp.	Aweoweo/Bigeyes/Glasseyes	536	471	\$1,801	\$3.83
		Family: Scorpaenidae (many species)	Nohu/Oopu kae nohu/Hogo/ Scorpionfishes	244	180	\$1,047	\$5.81
		Unknown	Miscellaneous (unspecified)	51	23	\$37	\$1.65
		Various families	Reef fishes (unspecified)	25	0	\$0	\$0.00

FISHERY GROUP	Subgroup	Scientific Name	Local common name(s)	Lb Caught	Lb Sold	Estimated Value	Price/Lb
	<b>Introduced Estuarine Fishes</b>	<i>Oreochromis sp.</i>	Tilapia	558	0	\$0	\$0.00
	<b>Sharks</b>	Infraclass: Selachii (multiple orders)	Sharks/Mano	11,712	9,462	\$8,168	\$0.86
<b>INVERTEBRATES</b>	<b>Crustaceans</b>	Infraorder: Brachyura	Crabs (unspecified)/Papa'i (general)/A'ama/Moala/Kuahonu/Koha (many others)	5,376	3,859	\$15,897	\$4.12
		<i>Panulirus penicillatus</i> , <i>P. marginatus</i>	Spiny lobsters/Ula/Ula hiwa	1,322	889	\$9,063	\$10.19
		<i>Scyllarides spp.</i>	Slipper lobster/Ulapapapa	32	5	\$38	\$8.00
		<i>Heterocarpus spp.</i> , <i>Penaeus marginatus</i>	Shrimps (saltwater)/Opae	2,193	1,461	\$10,544	\$7.21
	<b>Mollusks</b>	<i>Cellana spp.</i>	Limpets (saltwater)/Opihi	2,229	1,457	\$10,164	\$6.98
		Superorder: Decapodiformes (Class: Cephalopoda; Subclass: Coleoidea)	Squids/Muhe'e/Ika	542	305	\$1,065	\$3.49
		<i>Octopus spp.</i>	Octopus/He'e/Tako	4,641	3,617	\$16,207	\$4.48
	<b>Other Invertebrates</b>	Multiple phyla	Invertebrates (unspecified)	491	491	\$44,163	\$90.00
<b>MARINE ALGAE</b>	<b>Algae/Limu</b>	Phyla: Rhodophyta, Chlorophyta (unspecified)	Algae (unspecified)/Limu	209	191	\$2,024	\$10.61
<b>TOTAL</b>				<b>3,156,999</b>	<b>2,951,331</b>	<b>\$7,510,144</b>	<b>\$2.54</b>

## Hawai'i Figures

The following are summary figures showing trends in landings of the major species and species groups by month:

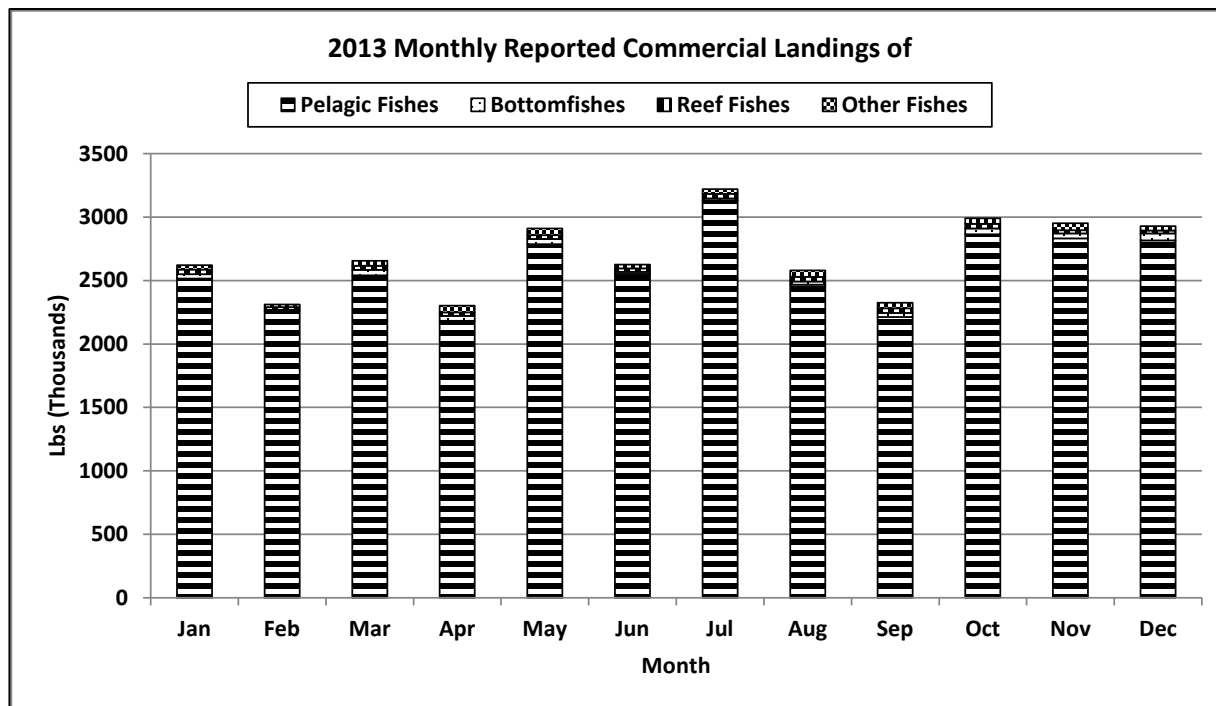


Figure D 1 1. 2013 Monthly reported commercial landings of pelagic fishes, bottomfishes, reef fishes, and other fishes.

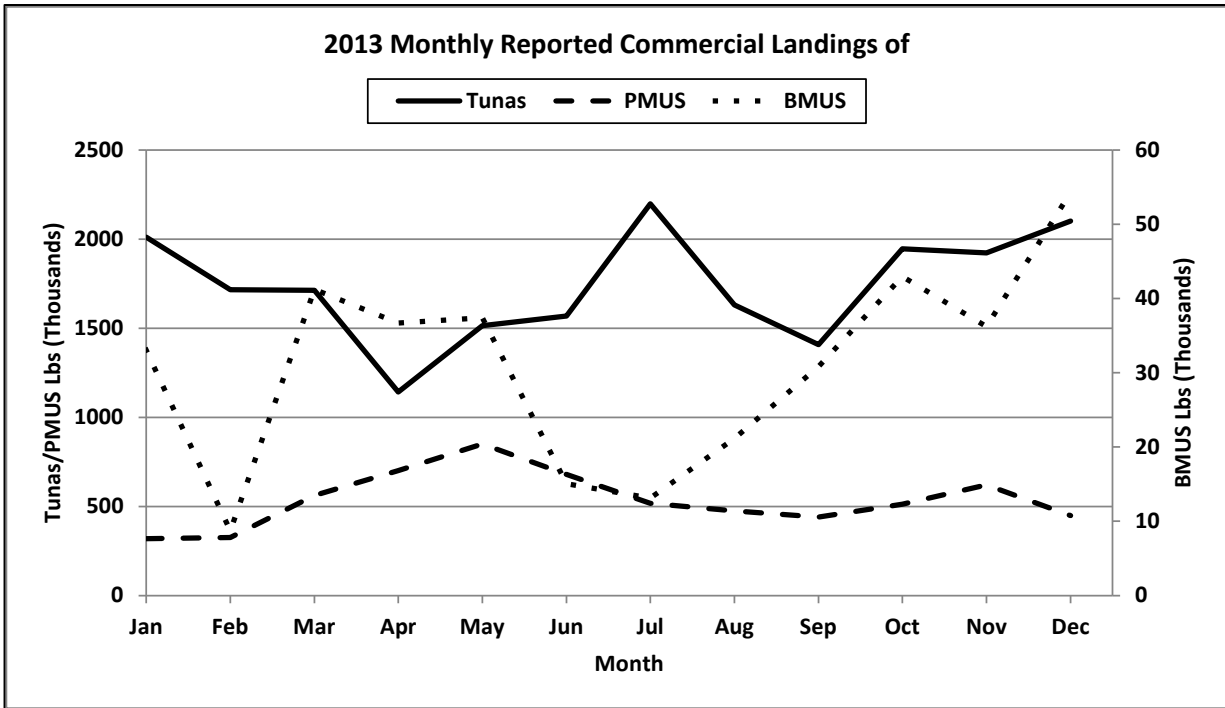


Figure D 1 2. 2013 Monthly reported commercial landings of tunas, PMUS, BMUS

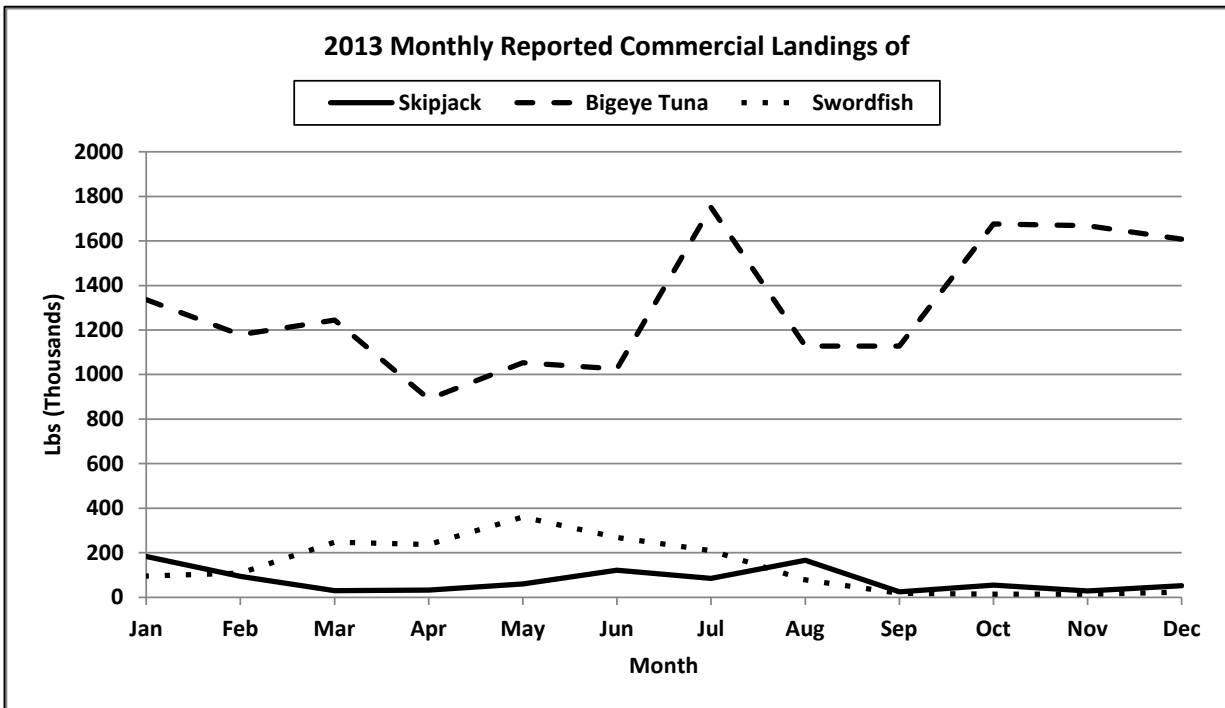


Figure D 1 3. 2013 Monthly reported commercial landings of skipjack, bigeye tuna, and swordfish

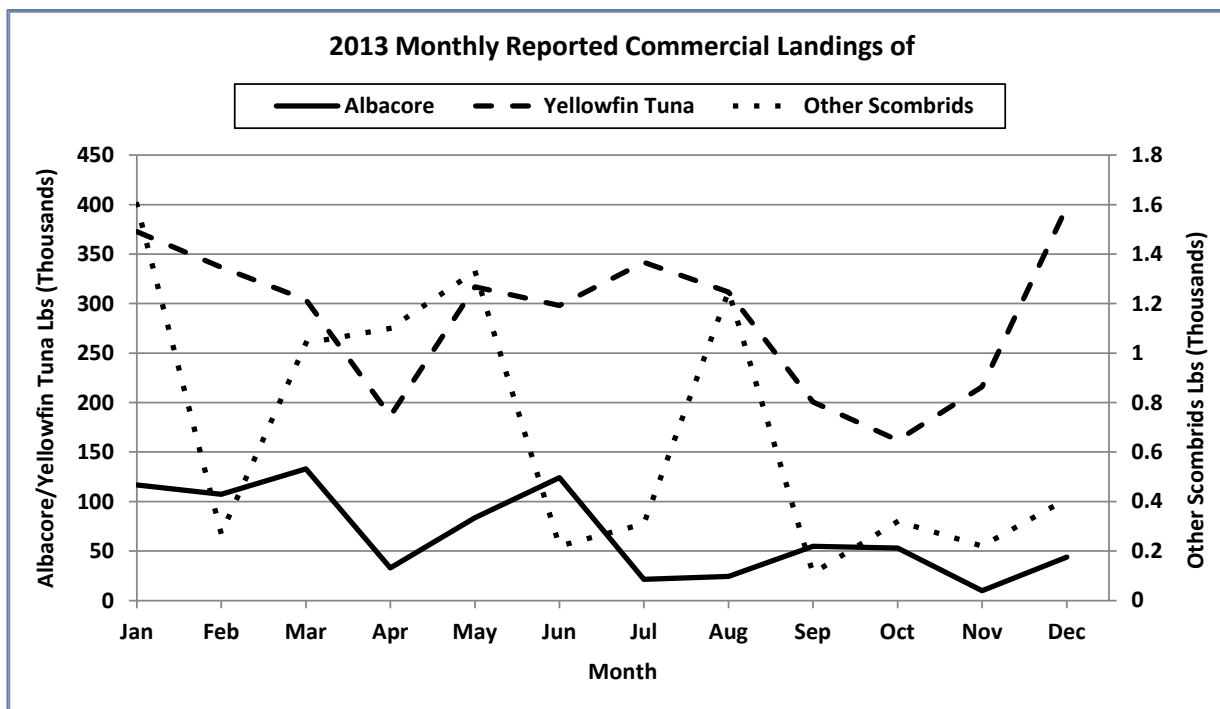


Figure D 1 4. 2013 Monthly reported commercial landings of albacore, yellowfin tuna, other scombrids

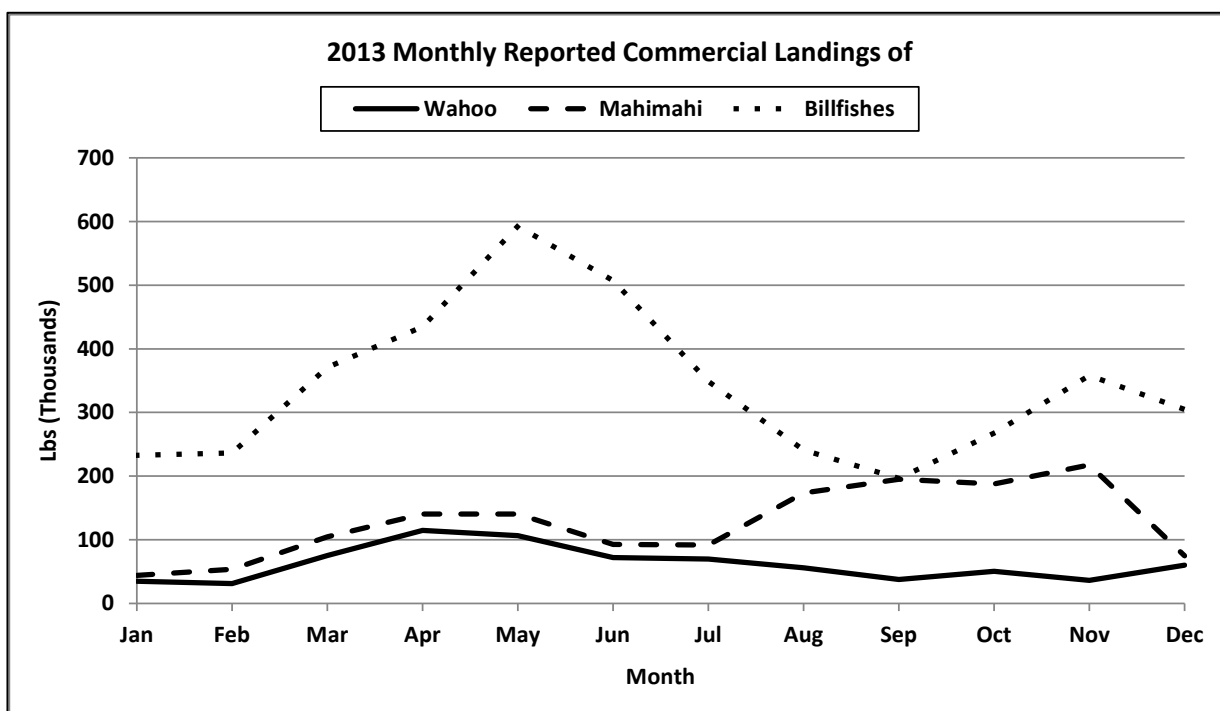


Figure D 1 5. 2013 Monthly reported commercial landings of wahoo, mahimahi, billfishes

The following are seasonality plots for the major species or species groups, showing the average weight landed during each month for all years combined:

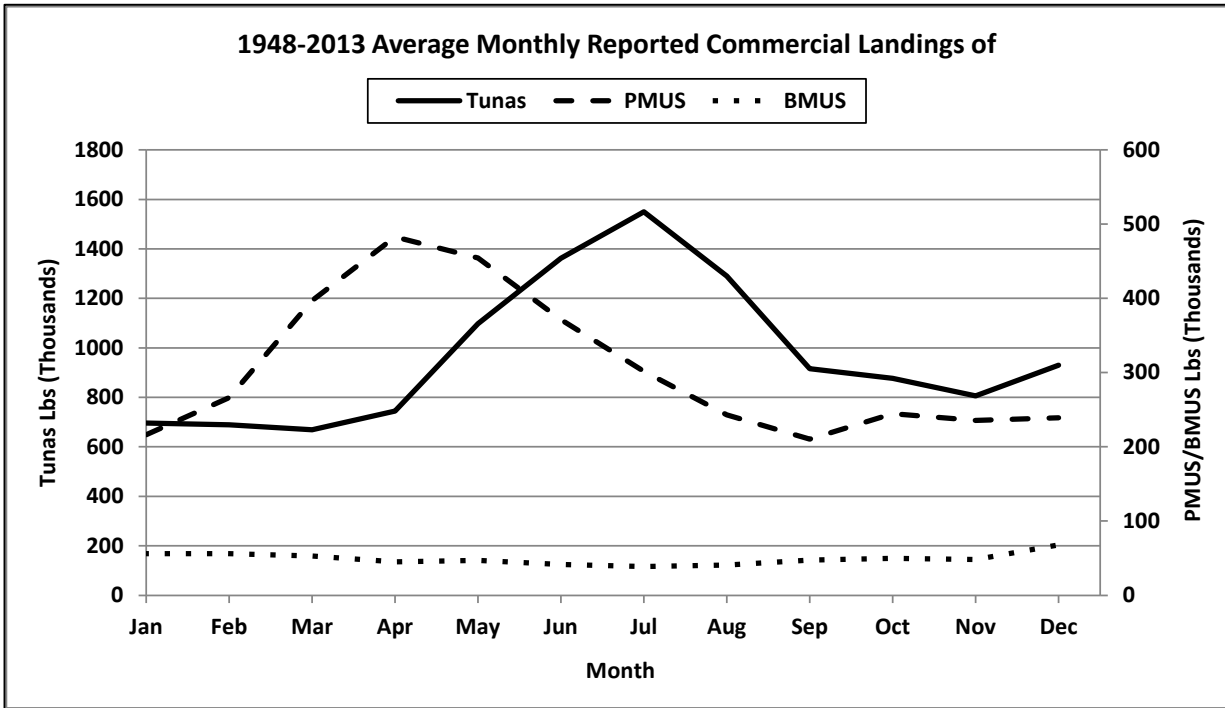


Figure D 2 1. 2013 Monthly reported commercial landings of tunas PMUS, BMUS

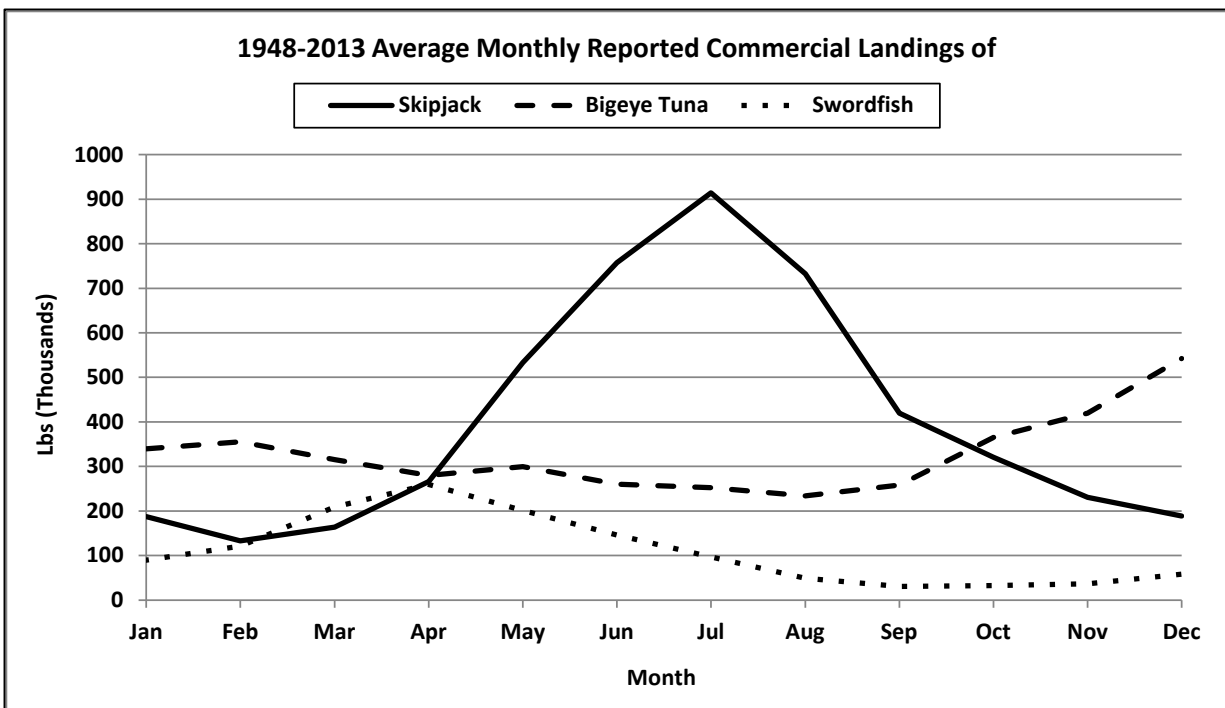


Figure D 2 2. 2013 Monthly reported commercial landings of skipjack, bigeye tuna, swordfish



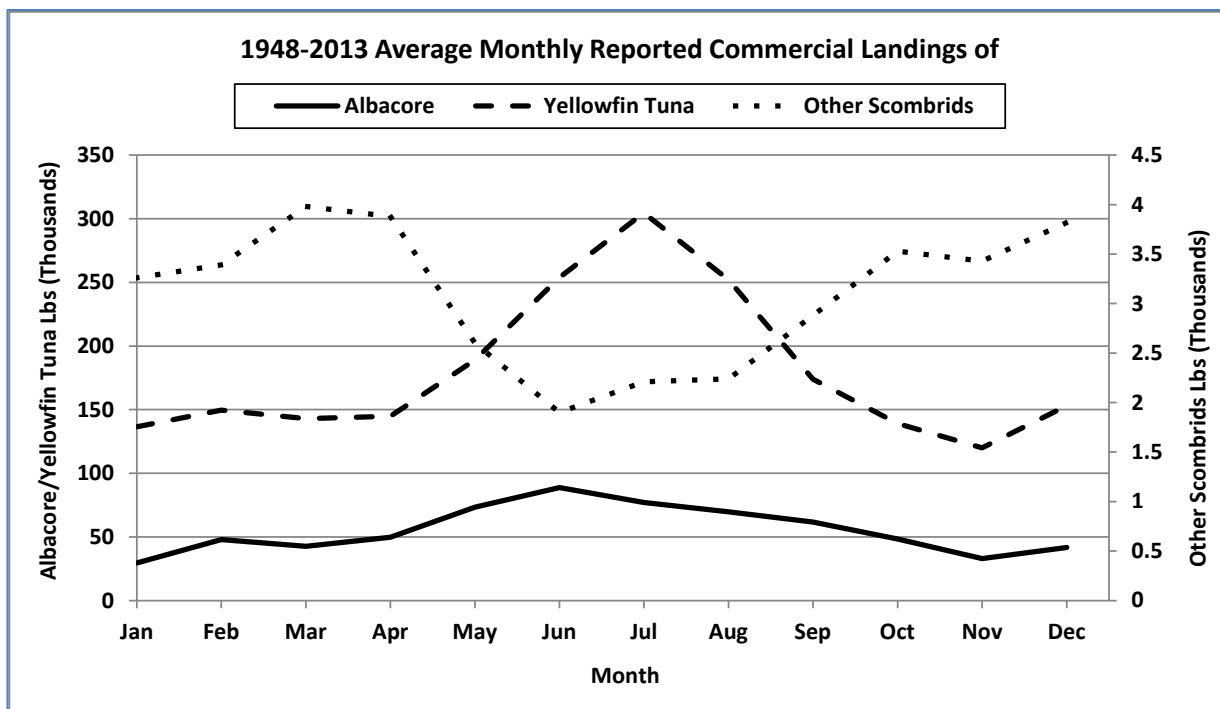


Figure D 2 3. 2013 Monthly reported commercial landings of albacore, yellowfin tuna, other scombrids

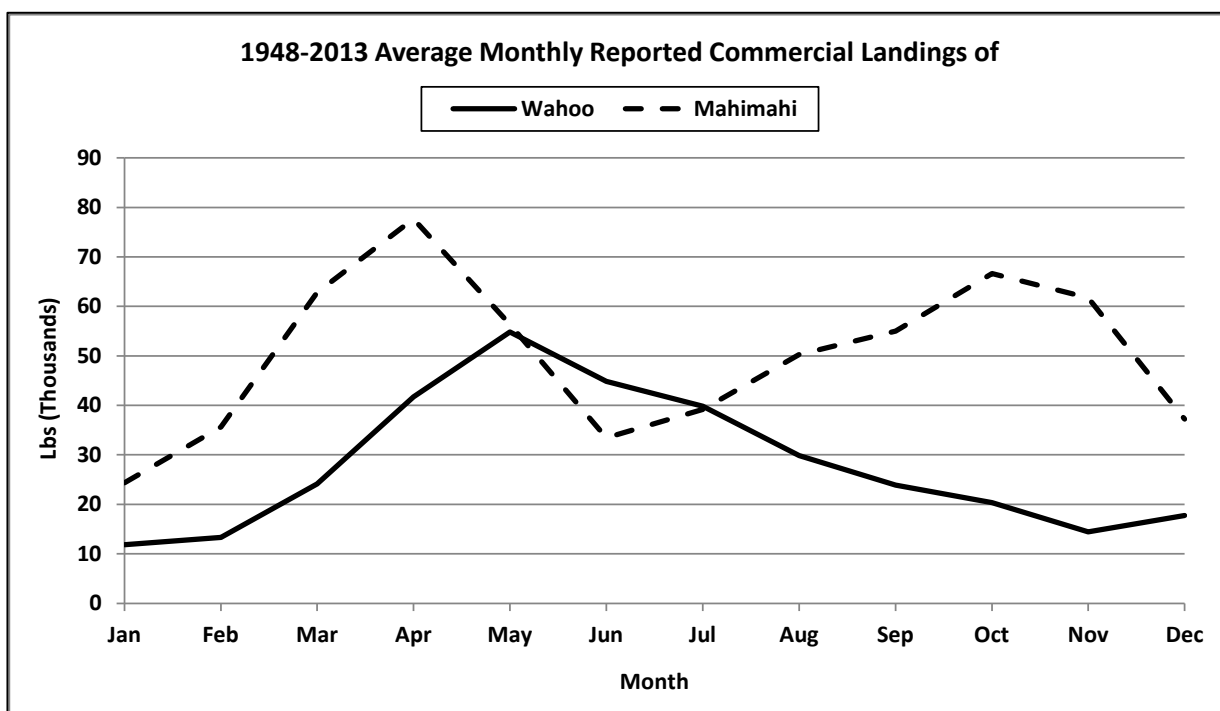


Figure D 2 4. 2013 Monthly reported commercial landings of wahoo, mahimahi

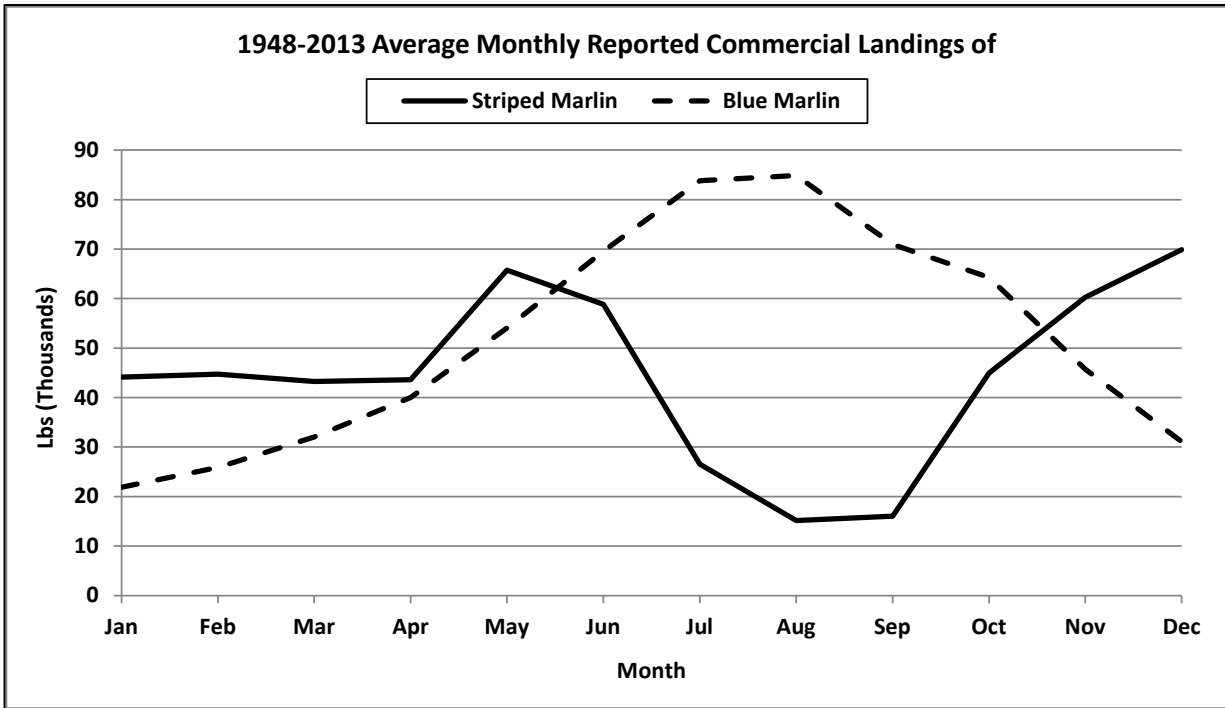


Figure D 2 5. 2013 Monthly reported commercial landings of striped marlin, blue marlin

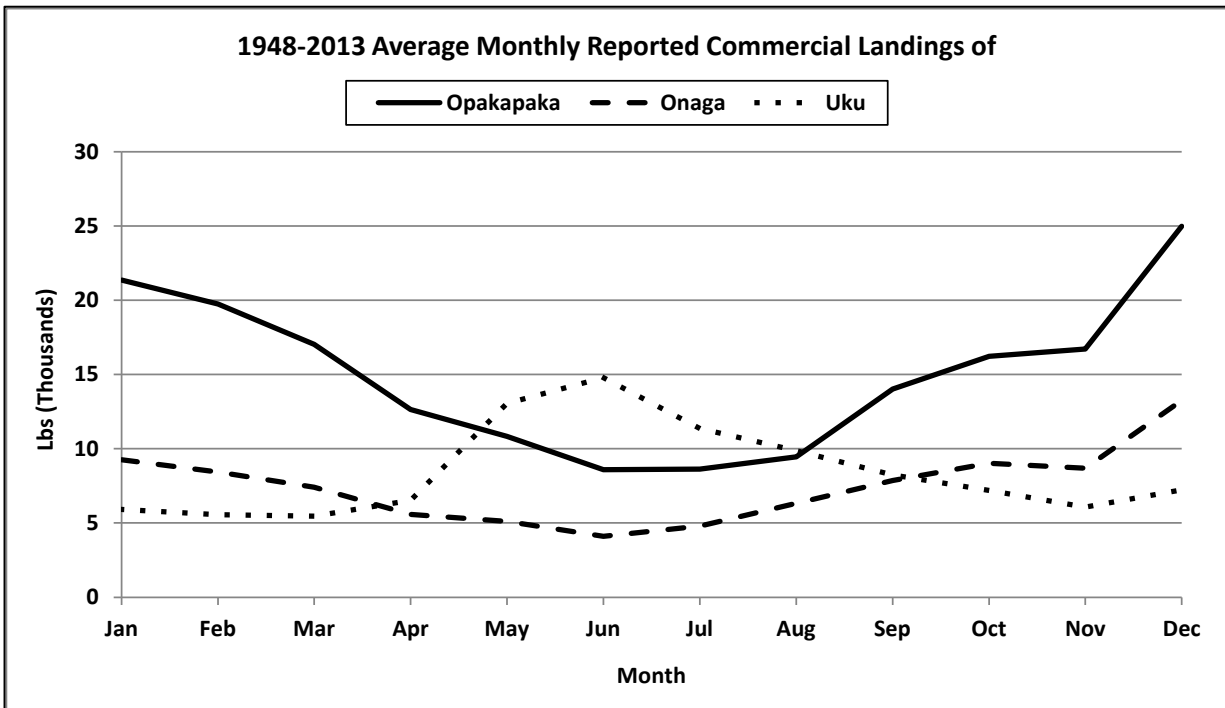


Figure D 2 6. 2013 Monthly reported commercial landings of opakapaka, onaga, uku

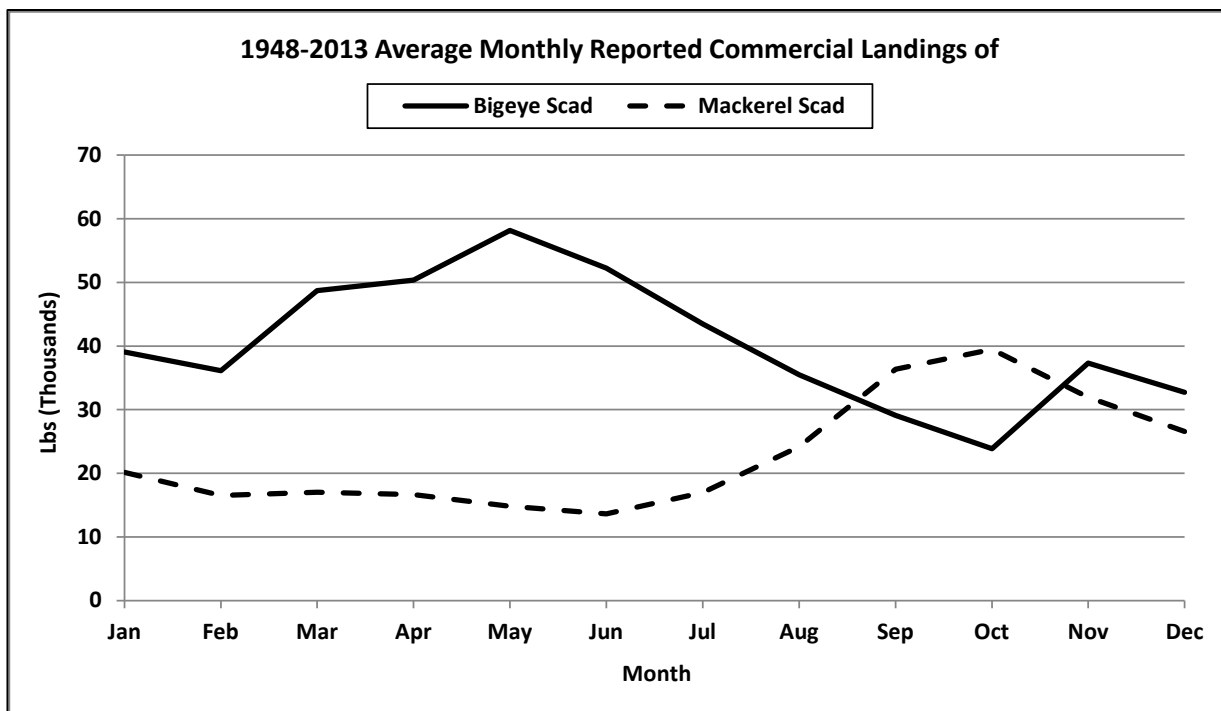


Figure D 2 7. 2013 Monthly reported commercial landings of bigeye scad, mackerel scad

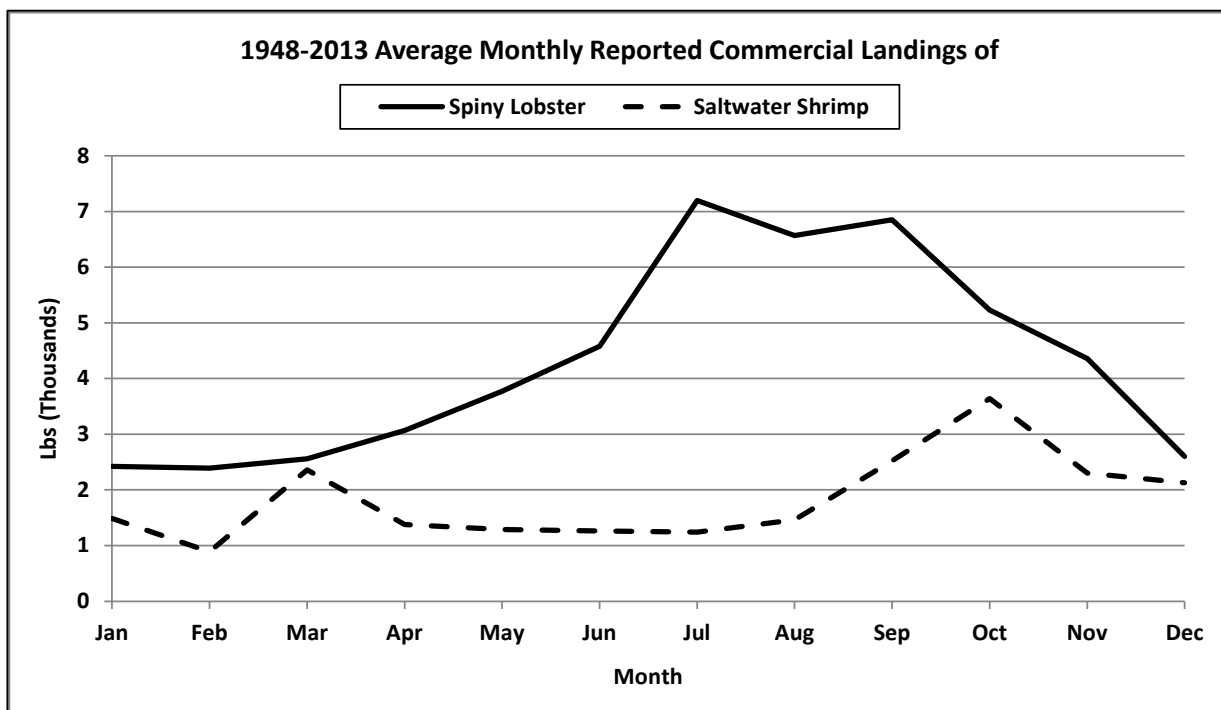


Figure D 2 8. 2013 Monthly reported commercial landings of spiny lobster, saltwater shrimp

The following figures plot annual summary statistics to illustrate the variability among years:

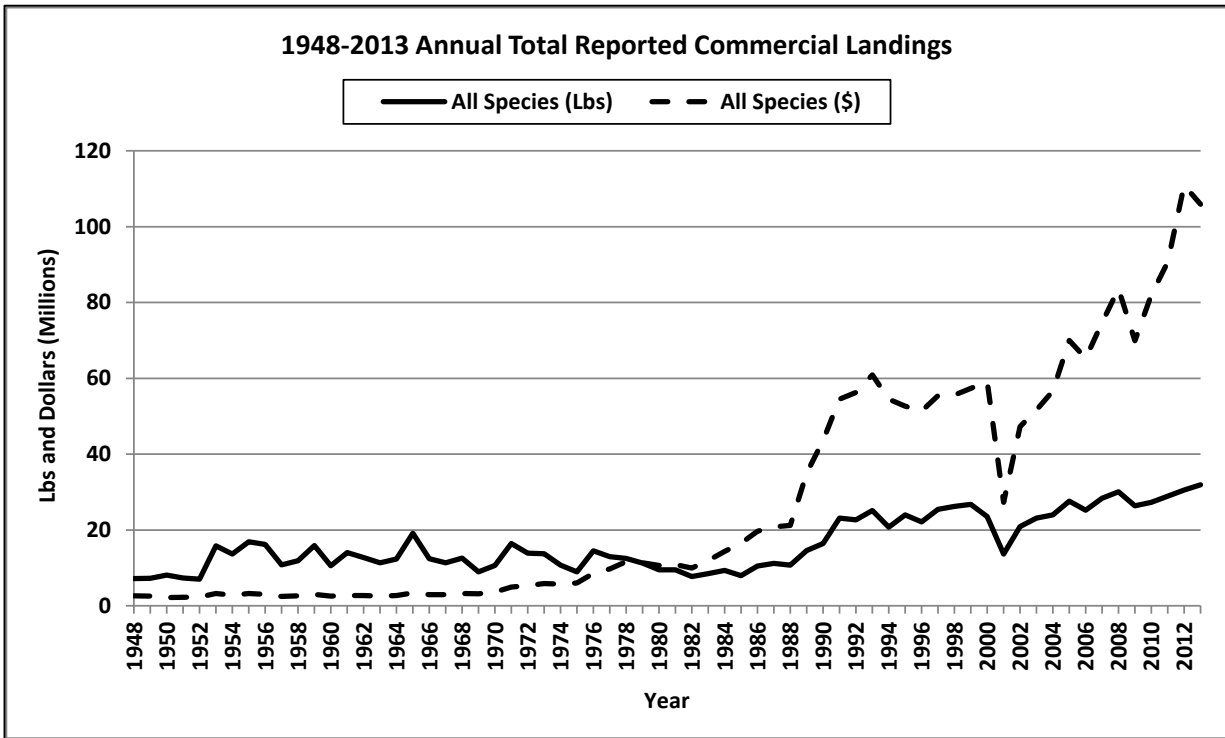


Figure D 3 1. 1948–2013 annual total reported commercial landings of all species by weight and price

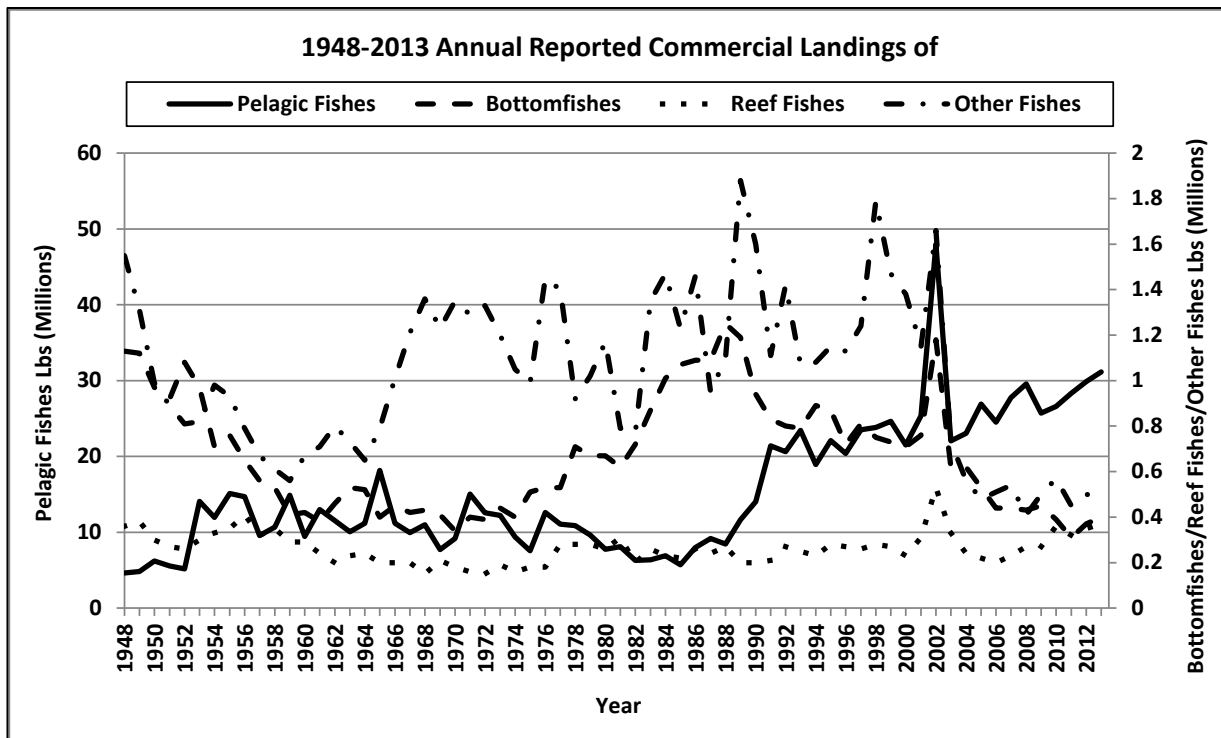


Figure D 3 2. 1948–2013 annual total reported commercial landings of pelagic fishes, bottomfishes, reef fishes, other fishes

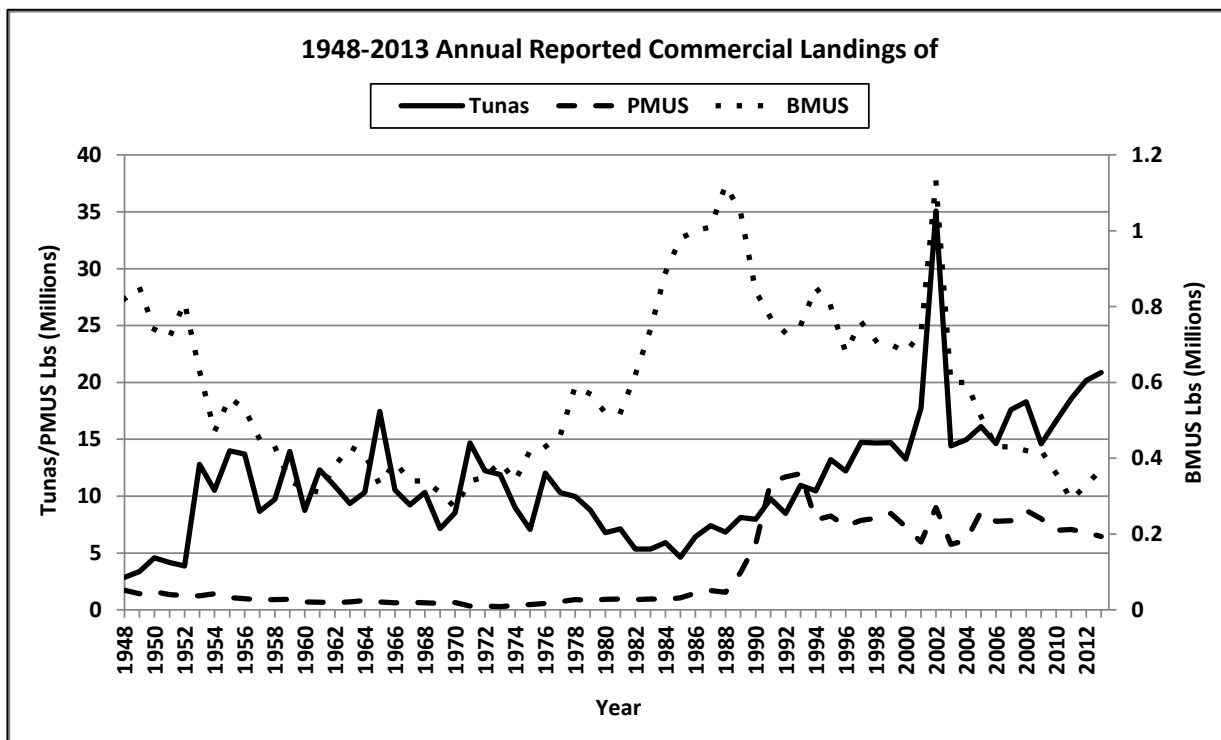


Figure D 3 3. 1948–2013 annual total reported commercial landings of tunas, PMUS, BMUS

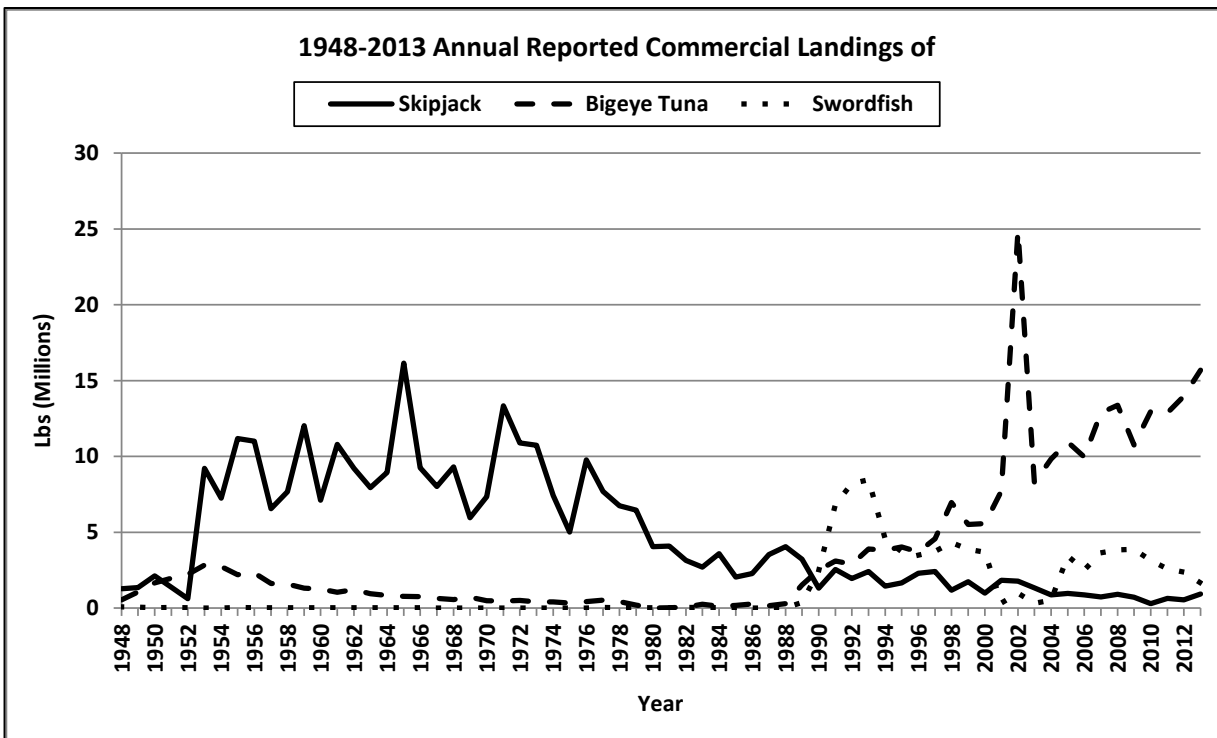


Figure D 3 4. 1948–2013 annual total reported commercial landings of skipjack, bigeye tuna, swordfish

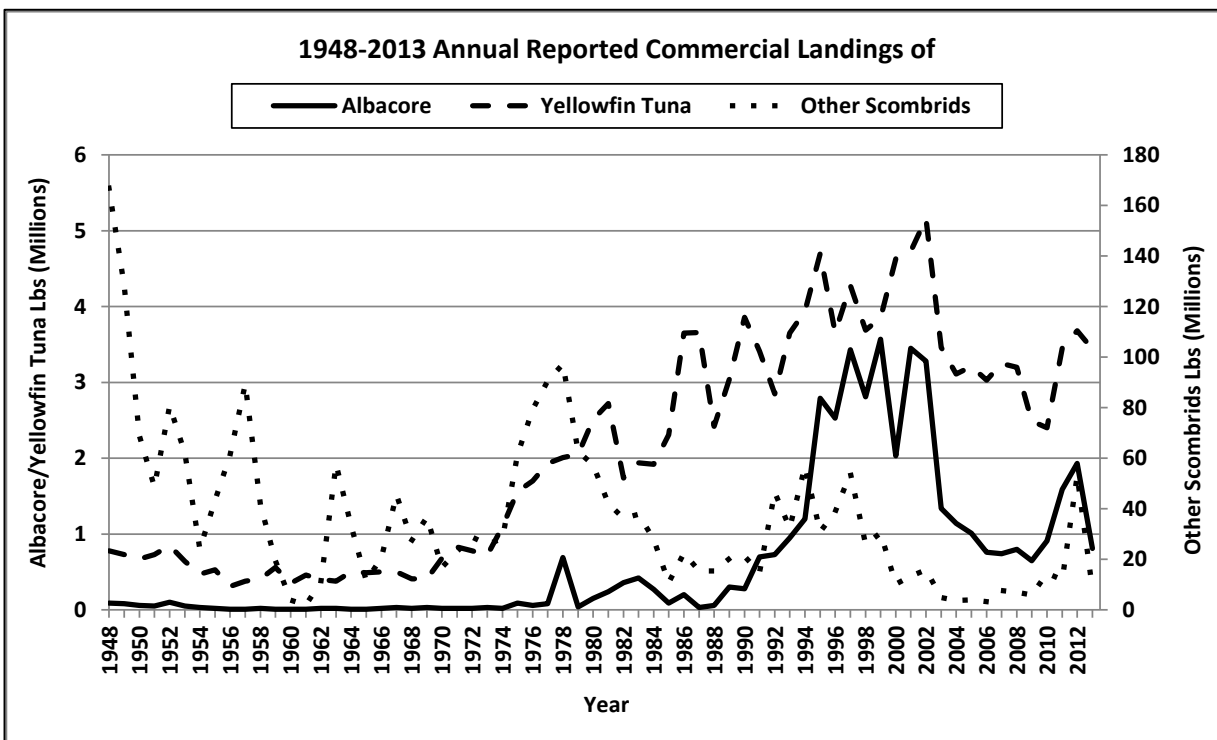


Figure D 3 5. 1948–2013 annual total reported commercial landings of albacore, yellowfin, other scombrids

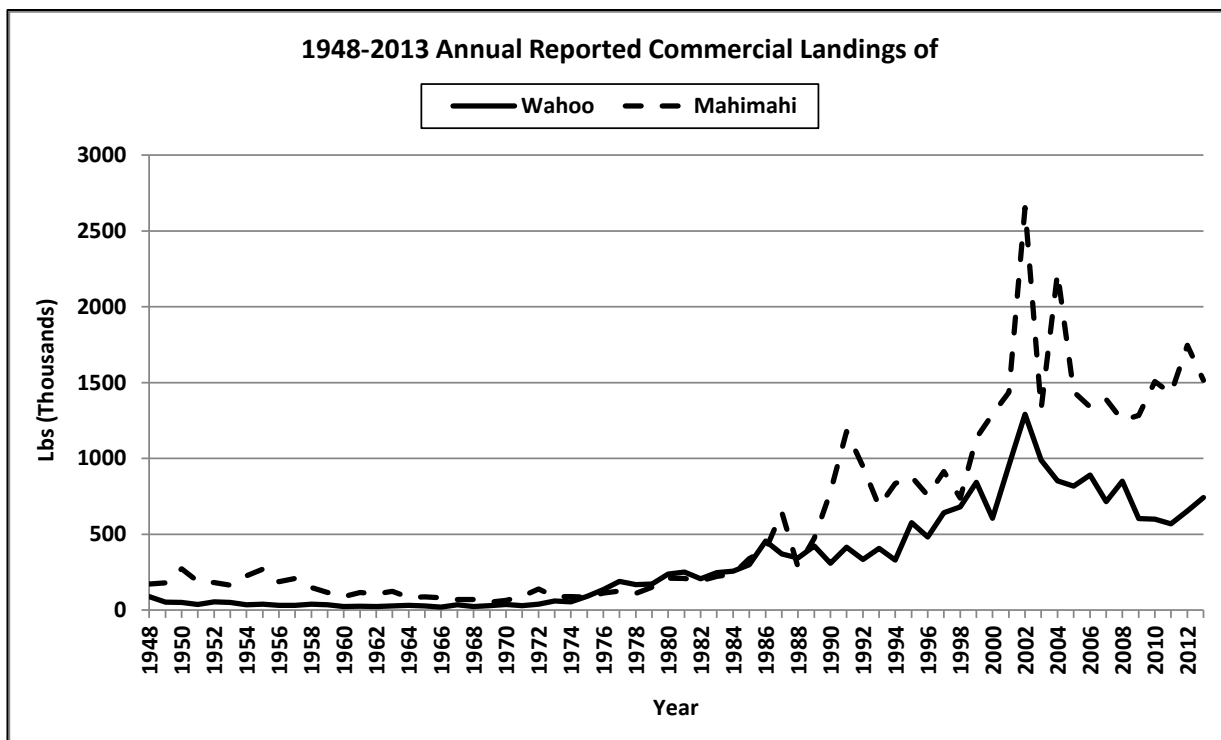


Figure D 3 6. 1948–2013 annual total reported commercial landings of wahoo, mahimahi

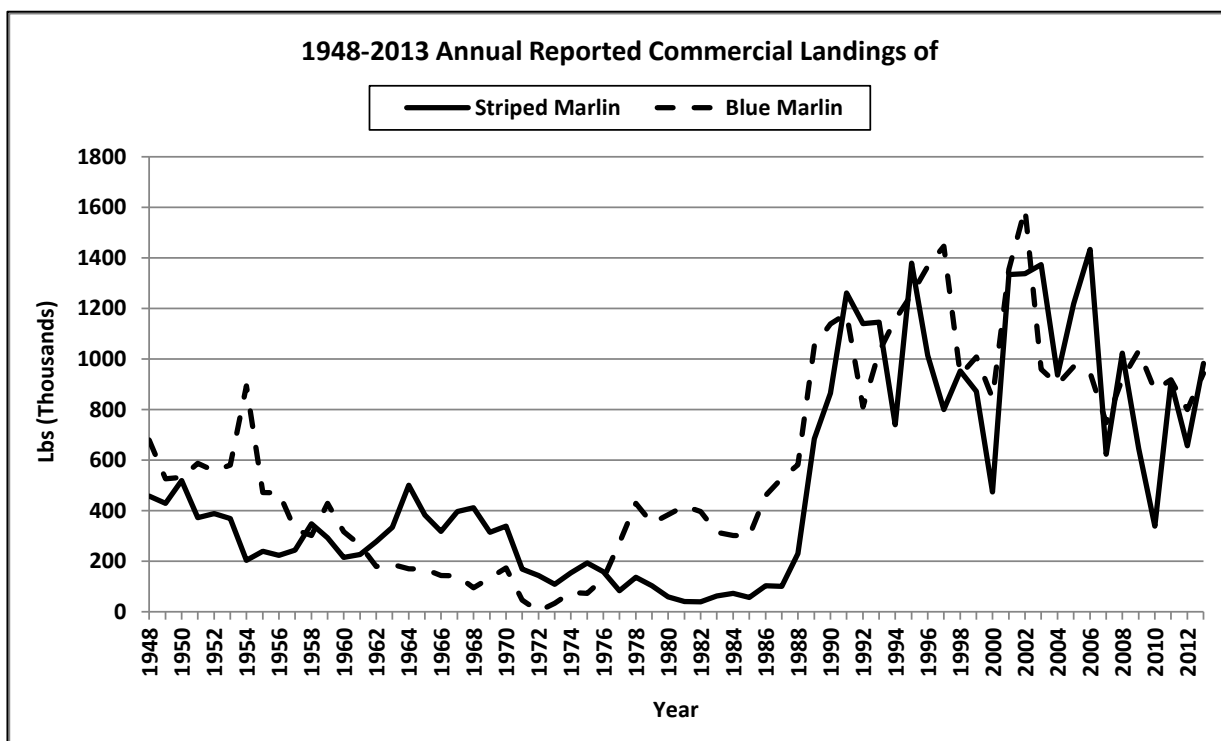


Figure D 3 7. 1948–2013 annual total reported commercial landings of striped marlin, blue marlin

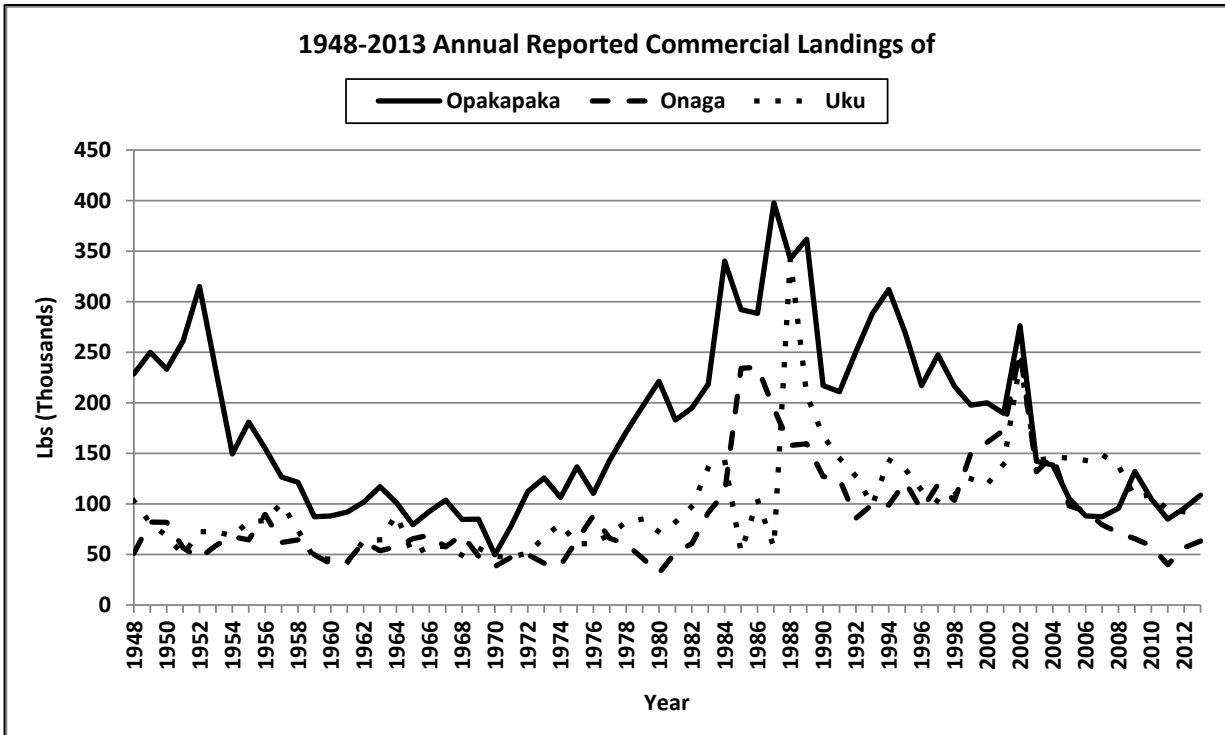


Figure D 3 8. 1948–2013 annual total reported commercial landings of opakapaka, onaga, uku

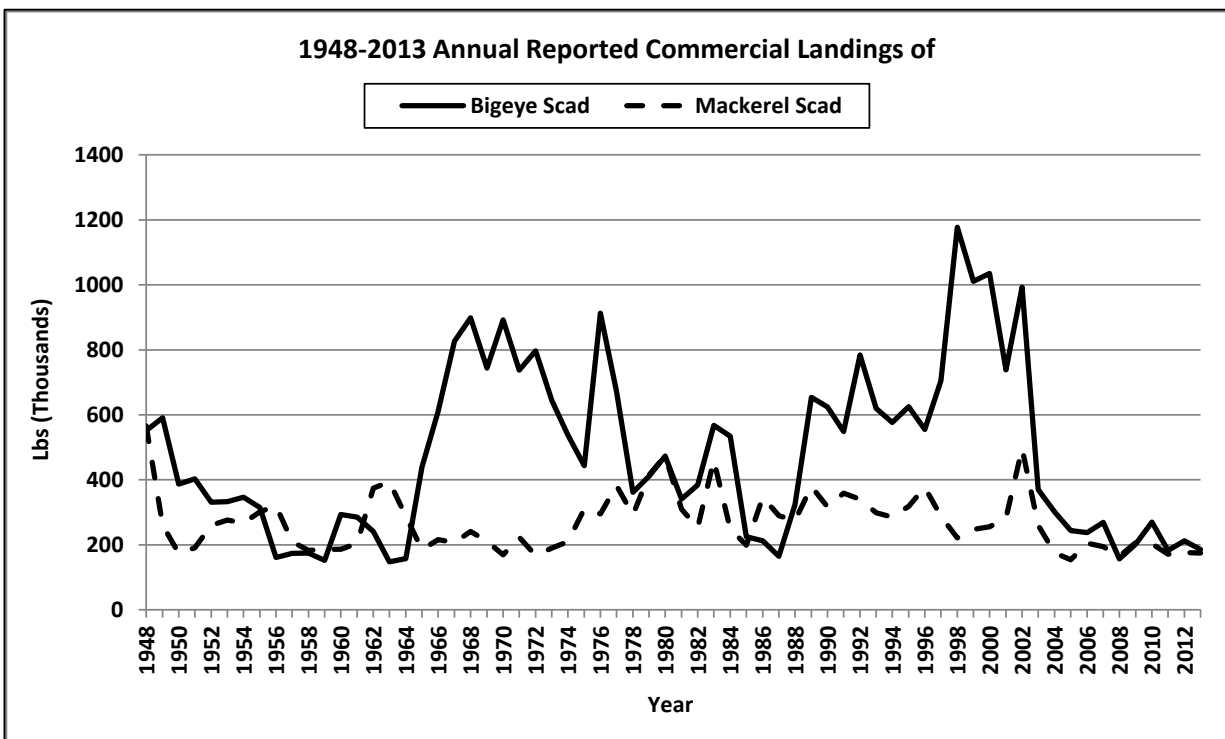


Figure D 3 9. 1948–2013 annual total reported commercial landings of bigeye scad, mackerel scad



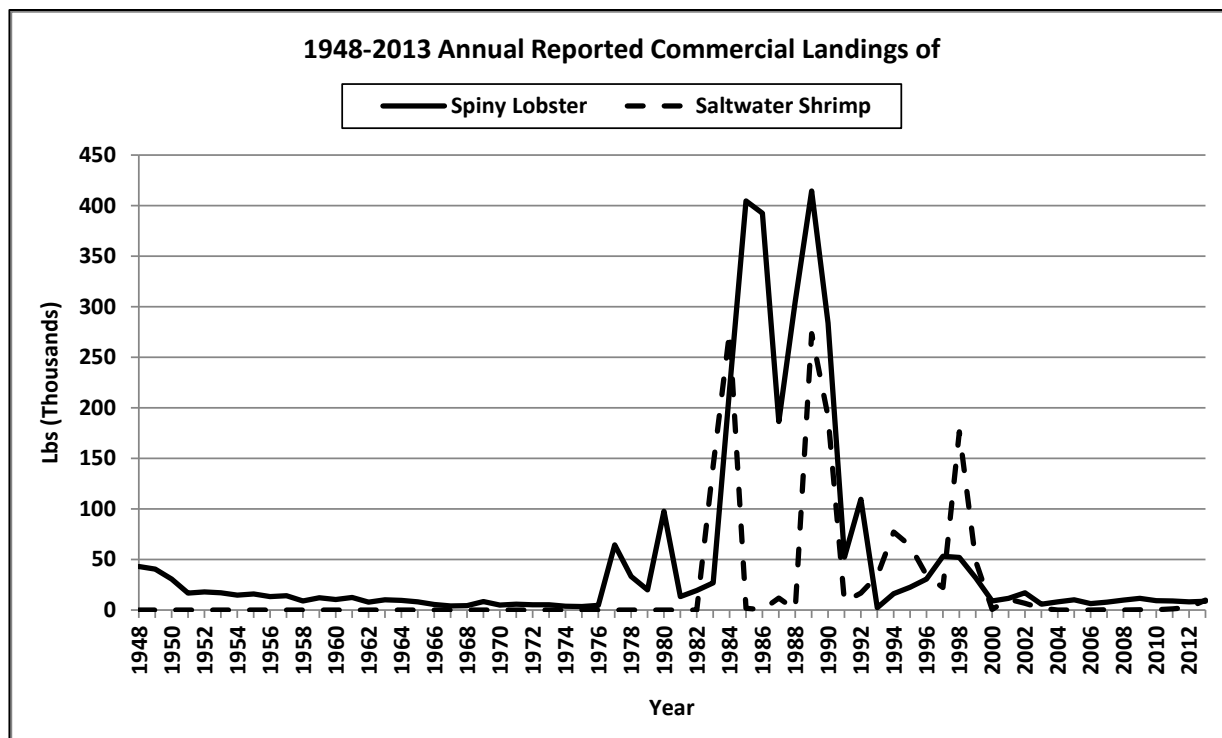


Figure D 3 10. 1948–2013 annual total reported commercial landings of spiny lobster, saltwater shrimp

The following figures plot monthly landings of some commercially important species and document monthly fluctuations over the time series:

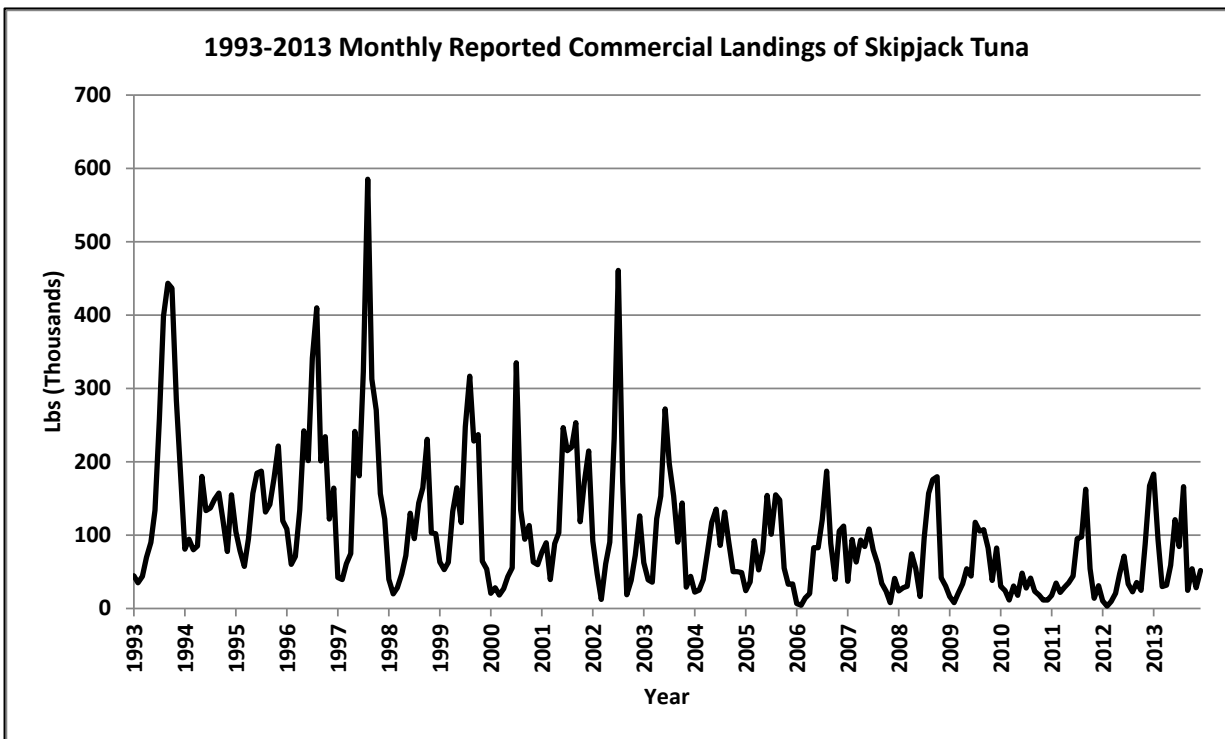


Figure D 4 1. 1993–2013 Monthly reported commercial landings of skipjack tuna

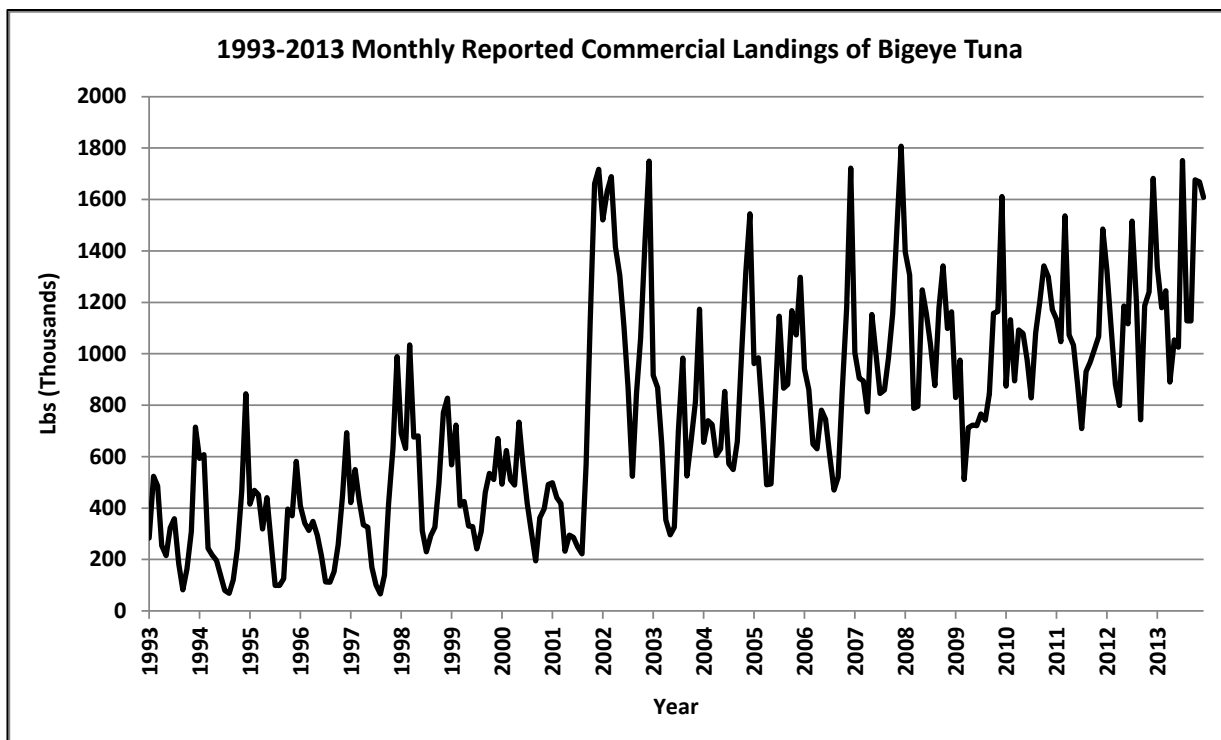


Figure D 4 2. 1993–2013 Monthly reported commercial landings of bigeye tuna

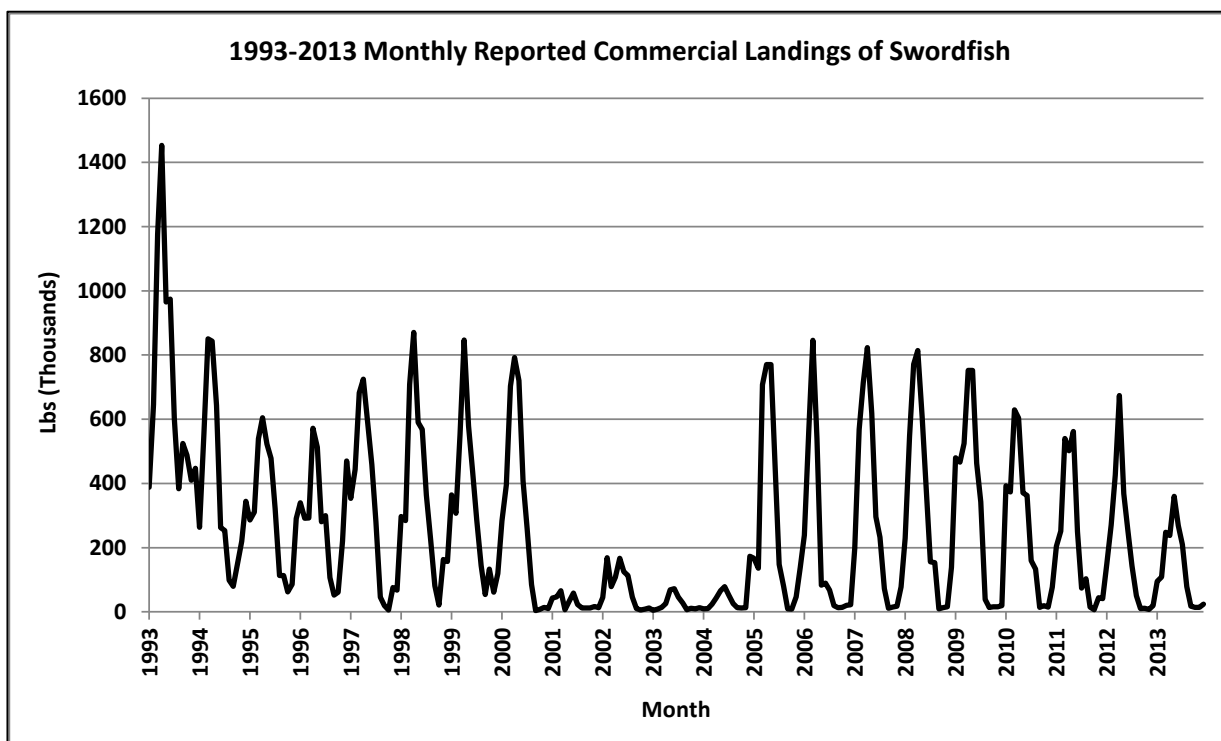


Figure D 4 3. 1993–2013 Monthly reported commercial landings of swordfish

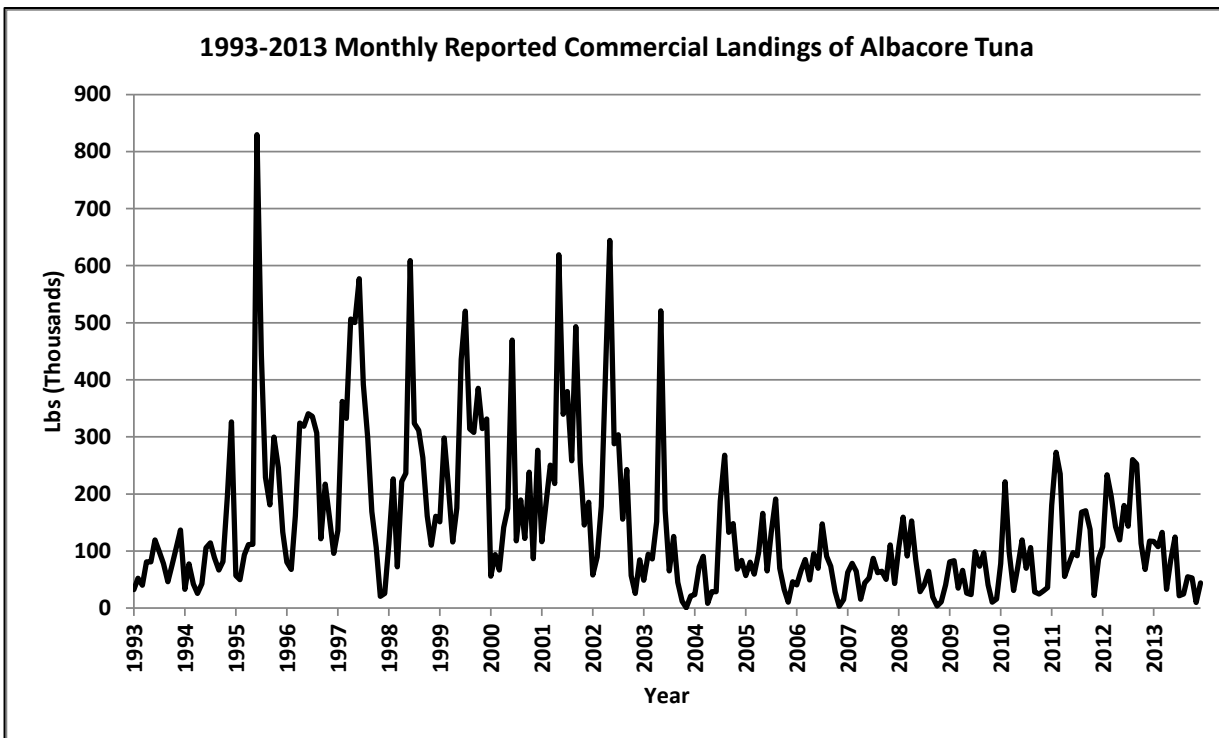


Figure D 4 4. 1993–2013 Monthly reported commercial landings of albacore tuna

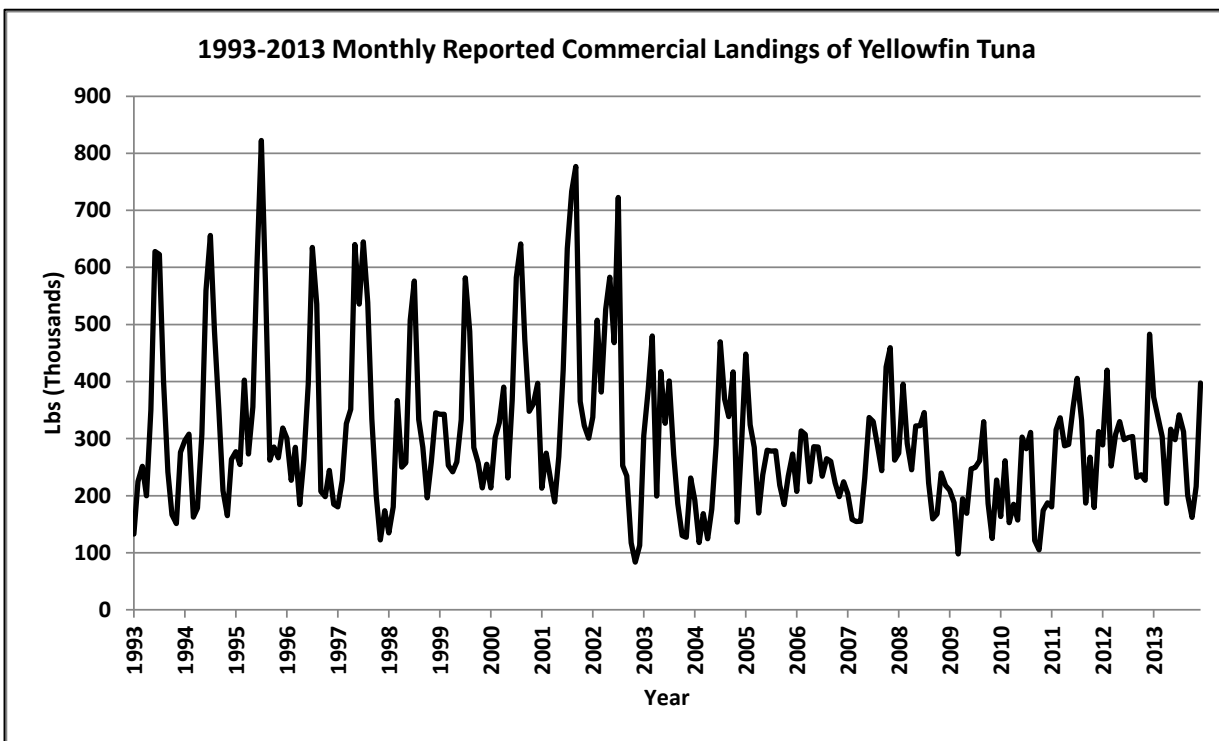


Figure D 4 5. 1993–2013 Monthly reported commercial landings of yellowfin tuna

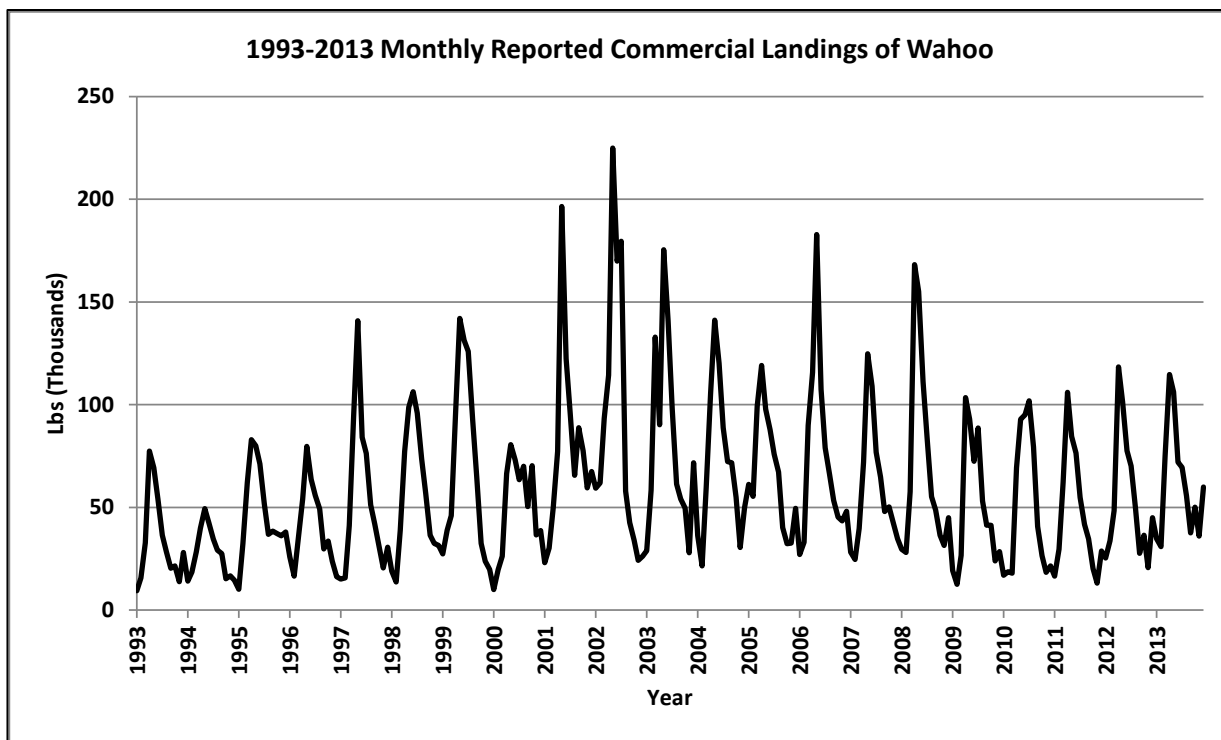


Figure D 4 6. 1993–2013 Monthly reported commercial landings of wahoo

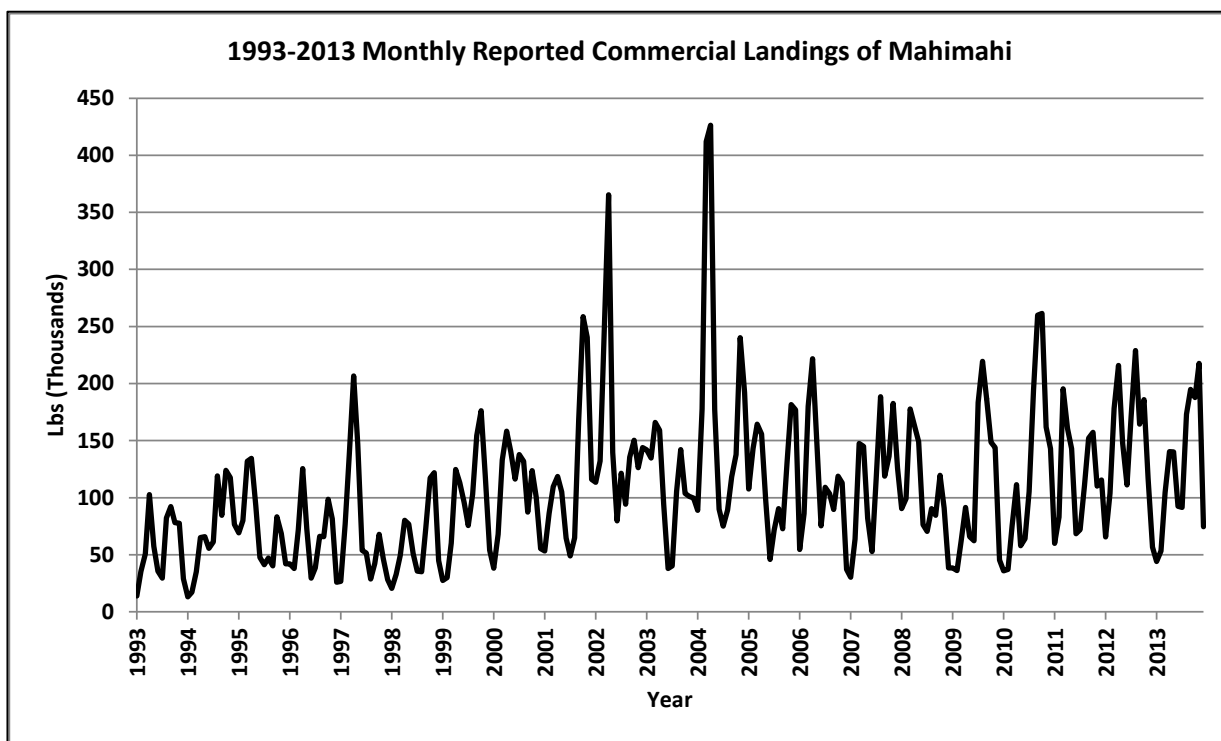


Figure D 4 7. 1993–2013 Monthly reported commercial landings of mahimahi

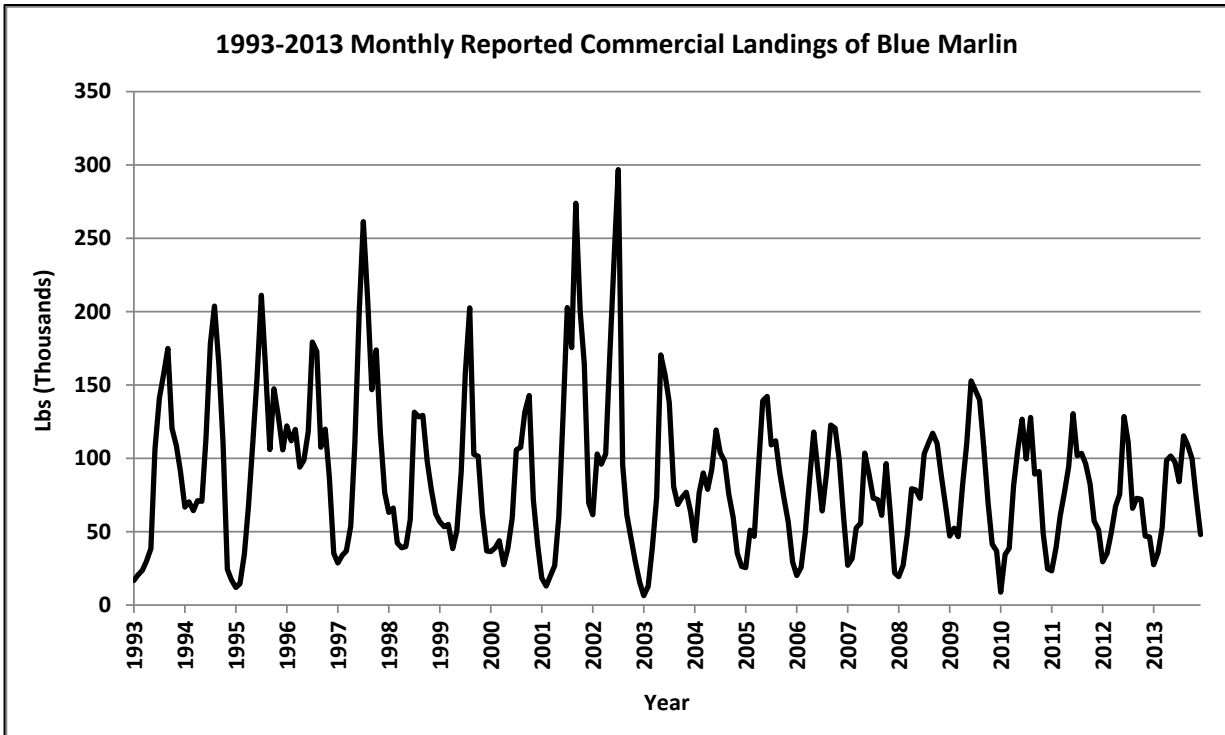


Figure D 4 8. 1993–2013 Monthly reported commercial landings of blue marlin

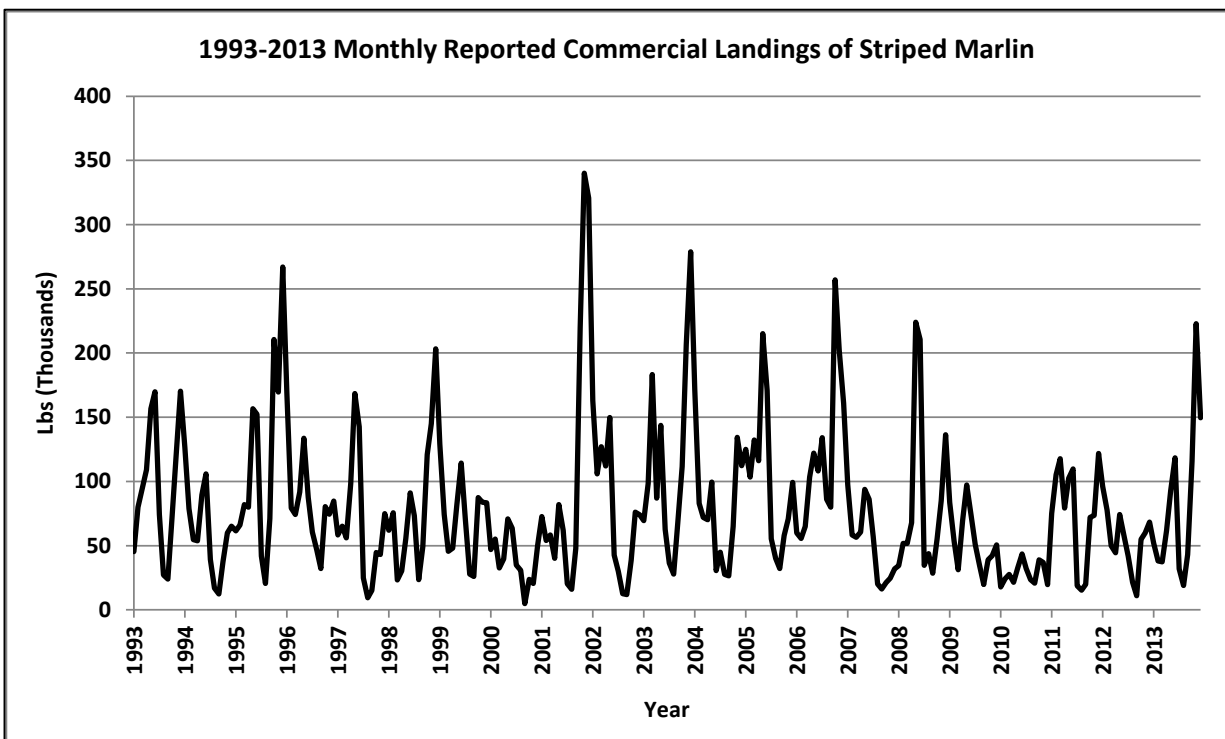


Figure D 4 9. 1993–2013 Monthly reported commercial landings of striped marlin

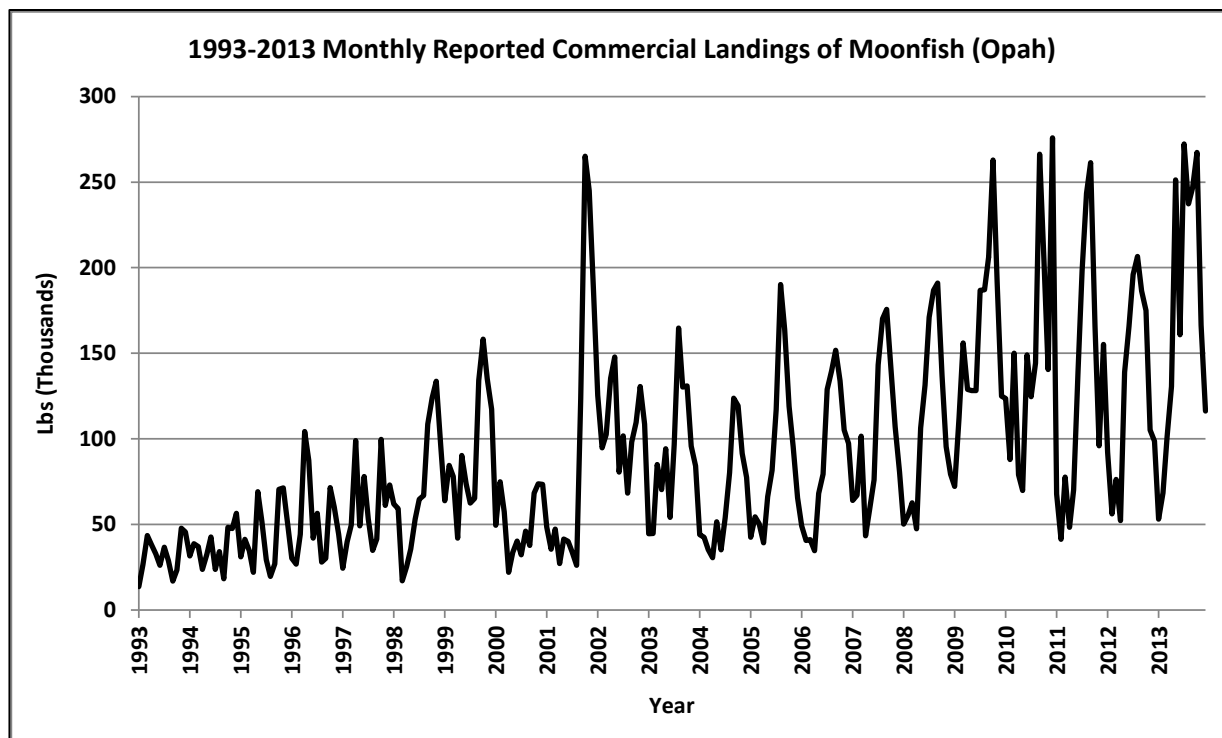


Figure D 4 10. 1993–2013 Monthly reported commercial landings of moonfish (opah)

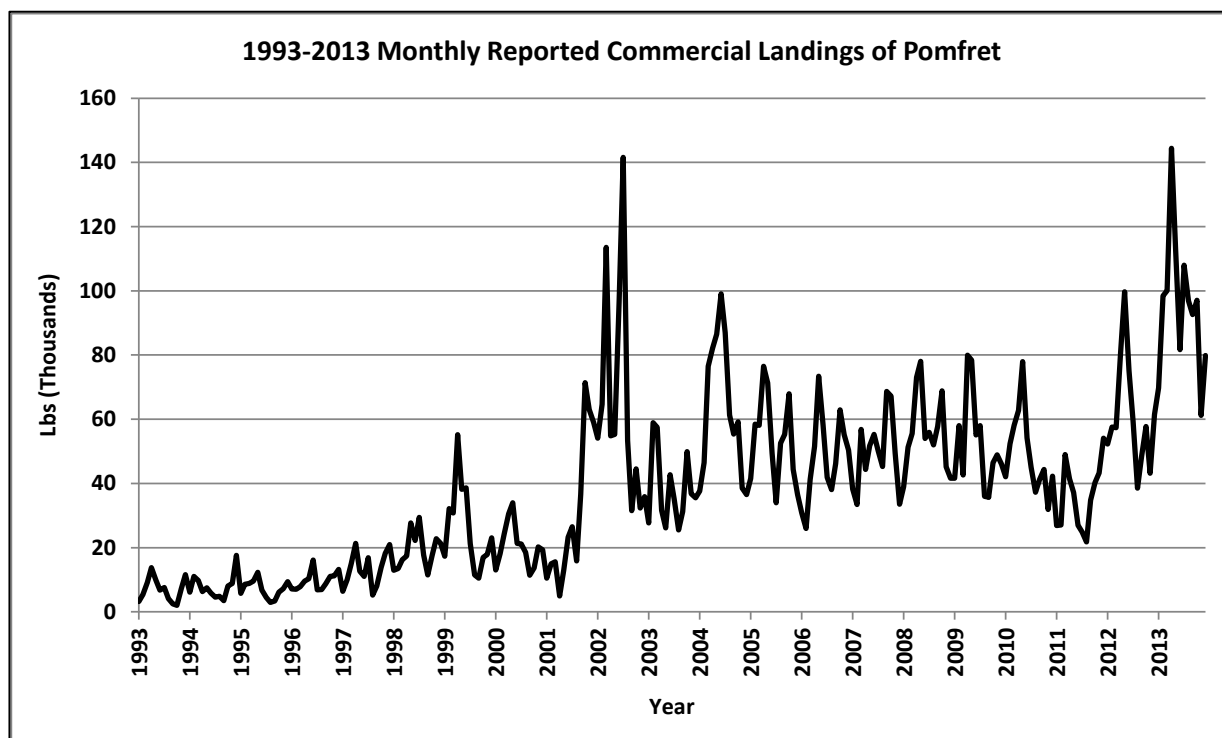


Figure D 4 11. 1993–2013 Monthly reported commercial landings of pomfret

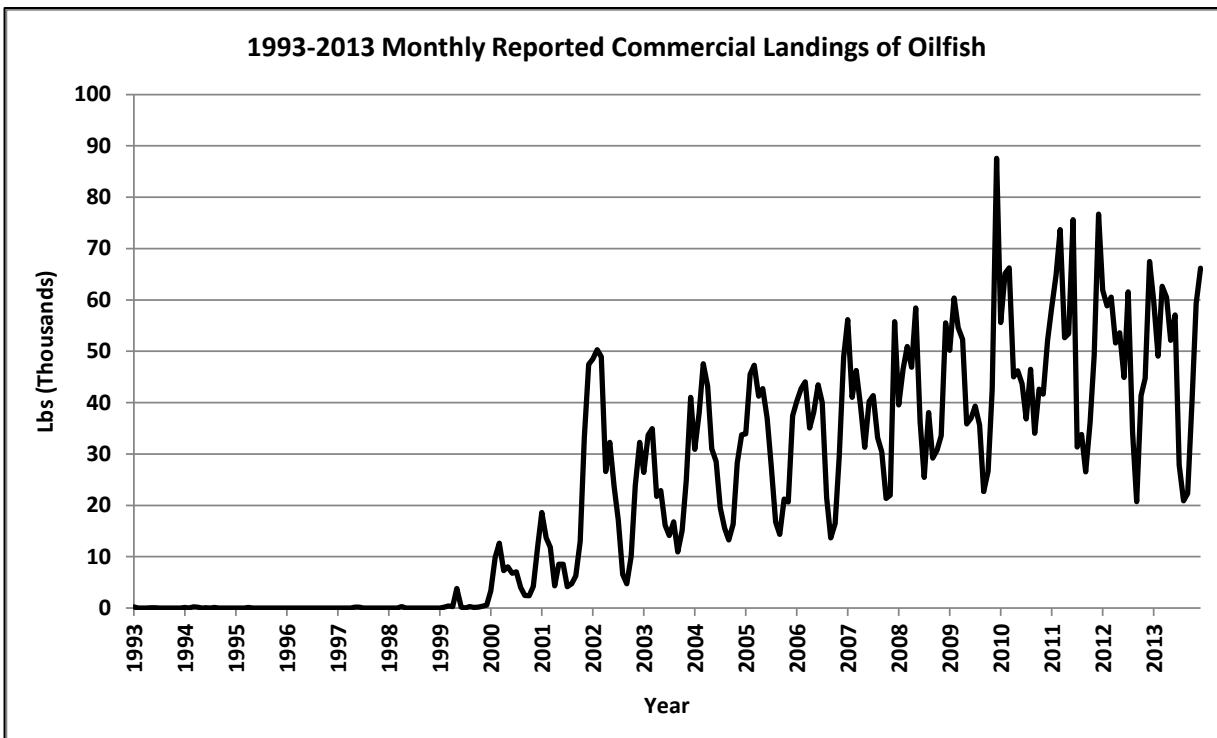


Figure D 4 12. 1993–2013 Monthly reported commercial landings of oilfish

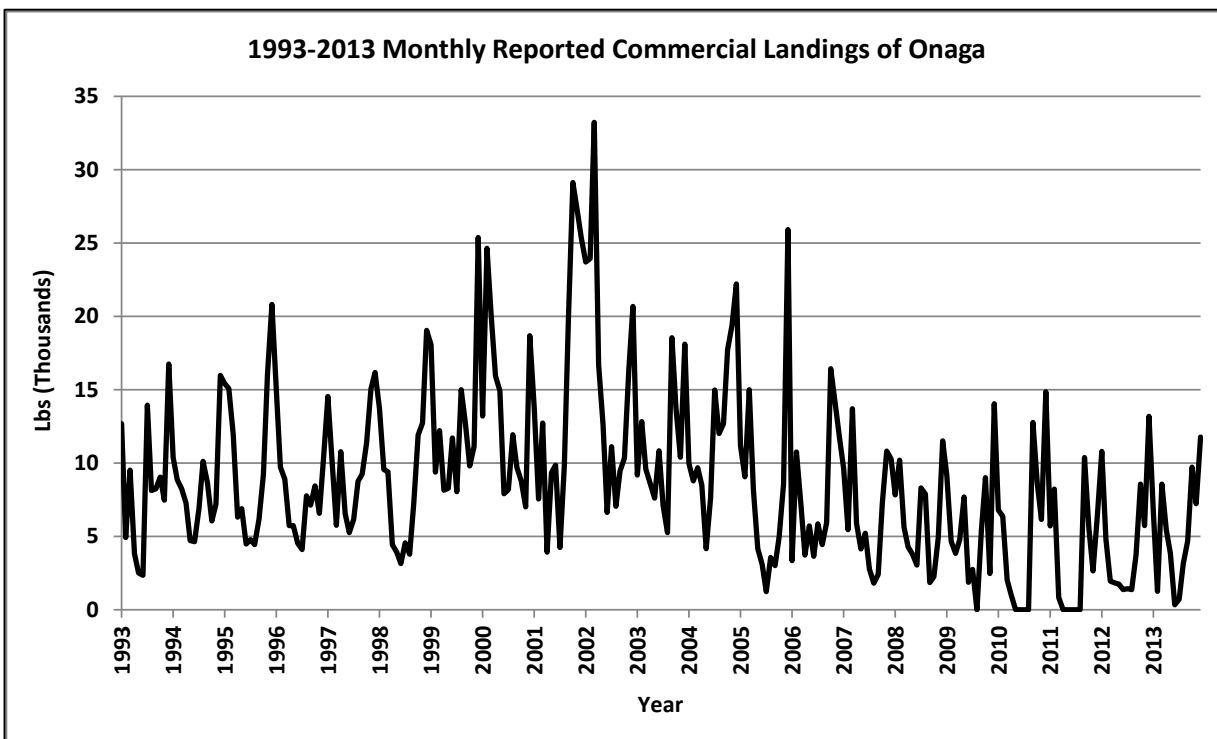


Figure D 4 13. 1993–2013 Monthly reported commercial landings of onaga



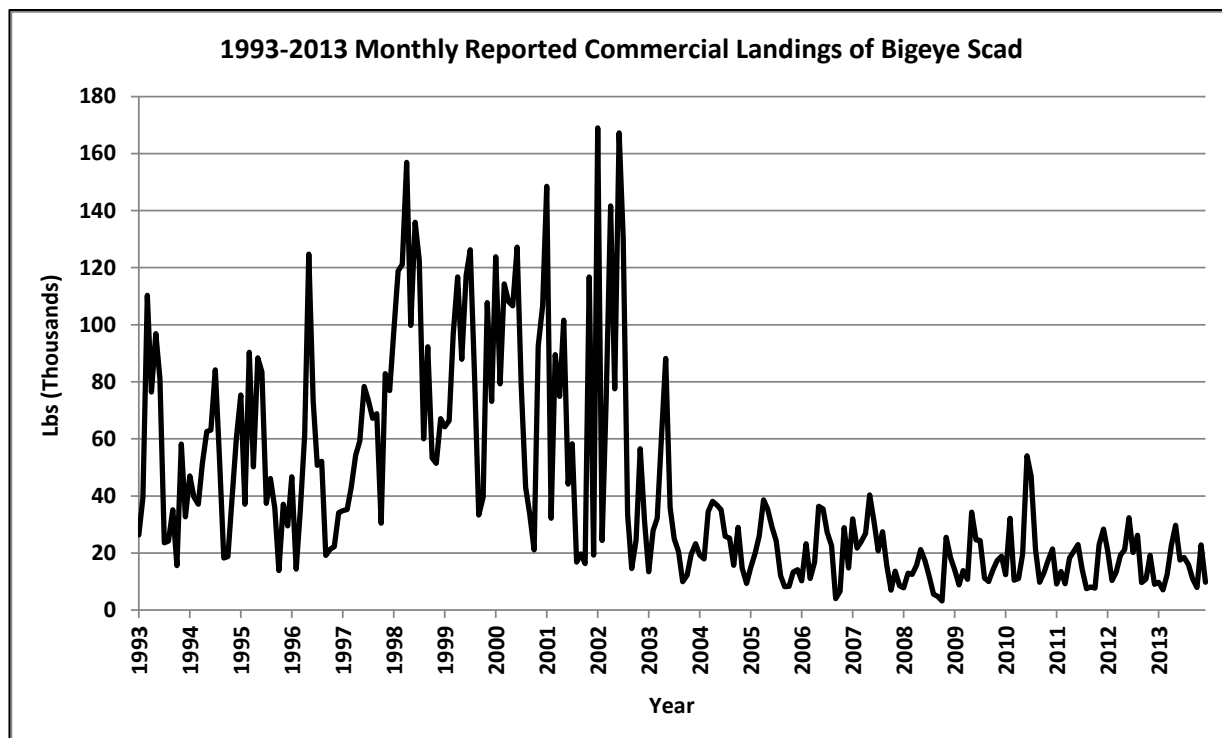


Figure D 4 14. 1993–2013 Monthly reported commercial landings of bigeye scad

## References

- Bak Hospital, S. 2015. Western Pacific Creel Survey Program data summary and analysis: Guam, the Commonwealth of the Northern Mariana Islands, and American Samoa. NOAA PIFSC Admin. Report. H-15-06C: 184pp. DOI: 10.7289/V5T151P5.  
<https://repository.library.noaa.gov/view/noaa/10480>
- SOEST SatLab. 2015. Image of the Main Hawaiian Islands (p. 199) copied and adapted from the University of Hawaii, School of Ocean & Earth Sciences, Satellite Laboratory digital imagery at  
[http://satftp.soest.hawaii.edu/space/hawaii/maps/All\\_Islands\\_map.710x509.gif](http://satftp.soest.hawaii.edu/space/hawaii/maps/All_Islands_map.710x509.gif)
- Western Pacific Fisheries Information Network Data Portal. NOAA Fisheries online tool. Updated annually. <https://www.fisheries.noaa.gov/resource/tool-app/western-pacific-fisheries-information-network-data-portal>
- The World Factbook. July 2015. U.S. Government. Central Intelligence Agency. Online reference for worldwide data. Updated annually. Information at: <https://www.cia.gov/the-world-factbook/> Territorial and State Maps at: <https://www.cia.gov/resources/cia-maps/>