

LETTER • **OPEN ACCESS**

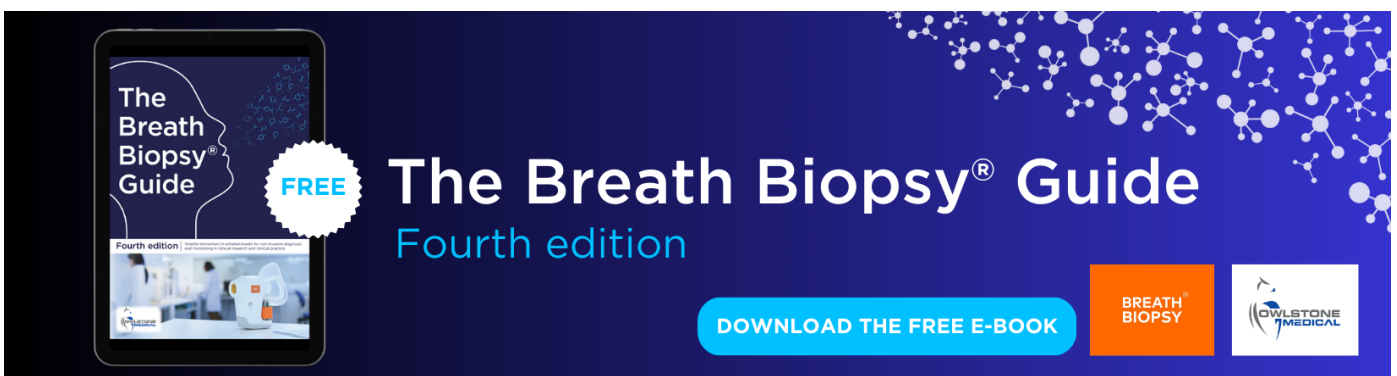
## Phytoplankton responses to increasing Arctic river discharge under the present and future climate simulations

To cite this article: Jung Hyun Park *et al* 2023 *Environ. Res. Lett.* **18** 064037

View the [article online](#) for updates and enhancements.

You may also like

- [Multivariate analysis of phytoplankton community structure in Changli Gold Coast National Nature Reserve of Hebei Province in Spring, 2019](#)  
Xiaqing Guo, Yang Yu, Haoran Zhu et al.
- [Decomposing the effects of ocean warming on chlorophyll a concentrations into physically and biologically driven contributions](#)  
D Olonscheck, M Hofmann, B Worm et al.
- [Ecological assessment of water quality in an urban river replenished with reclaimed water: the phytoplankton functional groups approach](#)  
Liying Zhu, Yuanyuan Chen, Yawei Wang et al.



The Breath Biopsy® Guide  
Fourth edition

FREE

DOWNLOAD THE FREE E-BOOK

BREATH BIOPSY

OWLSTONE MEDICAL

ENVIRONMENTAL RESEARCH  
LETTERS

## LETTER

## Phytoplankton responses to increasing Arctic river discharge under the present and future climate simulations

## OPEN ACCESS

## RECEIVED

22 February 2023

## REVISED

27 April 2023

## ACCEPTED FOR PUBLICATION

15 May 2023

## PUBLISHED

2 June 2023

Original content from this work may be used under the terms of the [Creative Commons Attribution 4.0 licence](#).

Any further distribution of this work must maintain attribution to the author(s) and the title of the work, journal citation and DOI.

Jung Hyun Park<sup>1</sup> , Seong-Joong Kim<sup>2</sup> , Hyung-Gyu Lim<sup>3,4,5</sup> , Jong-Seong Kug<sup>6</sup> , Eun Jin Yang<sup>7</sup> and Baek-Min Kim<sup>1,\*</sup><sup>1</sup> Division of Earth Environmental System Science Major of Environmental Atmospheric Sciences, Pukyong National University, Busan 48513, Republic of Korea<sup>2</sup> Division of Atmospheric Sciences, Korea Polar Research Institute, 26 Songdomirae-ro, Incheon 21990, Republic of Korea<sup>3</sup> Atmospheric and Oceanic Sciences Program, Princeton University, Princeton, NJ 08540, United States of America<sup>4</sup> Scripps Institution of Oceanography, University of California San Diego, San Diego, CA, United States of America<sup>5</sup> Korea Institute of Ocean Science and Technology, Busan 49111, Republic of Korea<sup>6</sup> Division of Environmental Science and Engineering, Pohang University of Science and Technology (POSTECH), Pohang 37673, Republic of Korea<sup>7</sup> Division of Ocean Sciences, Korea Polar Research Institute, 26 Songdomirae-ro, Incheon 21990, Republic of Korea

\* Author to whom any correspondence should be addressed.

E-mail: [baekmin@pknu.ac.kr](mailto:baekmin@pknu.ac.kr)**Keywords:** river discharge, Arctic Ocean, phytoplankton, sea ice concentrationSupplementary material for this article is available [online](#)**Abstract**

In recent decades, the unprecedented rate of Arctic warming has accelerated the high-latitude landmass hydrological cycle, leading to increased river discharge into the Arctic Ocean. This study elucidates the role of Arctic river discharge, which was the large model uncertainty in the Coupled Model Intercomparison Project 6, for the phytoplankton responses in present-day and future climate simulations by adding fresh water into the model. In the present-day climate simulation, additional river discharge decreases the spring phytoplankton biomass. Freshening of Arctic seawater facilitates freezing, increasing sea ice concentration in spring and eventually decreasing phytoplankton due to less availability of light. On the other hand, in the summer, phytoplankton increases due to the surplus of surface nitrate and the increase in the vertical mixing induced by the reduced summer sea ice melting water. In the future climate, the plankton response to the additional freshwater input is similar to the present-day climate. Nevertheless, the major phytoplankton responses are shifted from the Eurasian Basin to the Canada Basin and the East-Siberian Sea, mainly due to the marginal sea ice zone shift from the Barents-Kara Sea to the East Siberian-Chukchi Sea in the future.

**1. Introduction**

The Arctic has been warming at least four times faster than the global mean temperature since 1979 (Rantanen *et al* 2022), and this phenomenon is often called the Arctic amplification (AA). In association with the AA, the Arctic climate environment is rapidly changing in both atmosphere and ocean, such as atmosphere moistening (Min *et al* 2008), ecosystem environment changes (Ardyna and Arrigo 2020), marine acidification (Terhaar *et al* 2020), and atlantification (Polyakov *et al* 2017). The AA is also suggested to drive changes in the atmospheric circulation

patterns in the midlatitude high-populated regions (Cohen *et al* 2014, Kim *et al* 2014, Kug *et al* 2015, Coumou *et al* 2018). Since future AA is projected to become stronger under future climate scenarios of Coupled Model Intercomparison Projects 5 and 6 (CMIP5, CMIP6), understanding the Arctic environment and ecosystem changes due to the current and future accelerating warming remains uncertain (Smith *et al* 2019, Hu *et al* 2021).

Recent studies suggested that the interactive feedback further enhances the AA with marine phytoplankton biomass (Park *et al* 2015, Lim *et al* 2019a, 2019b) and by the human-induced nitrogen fluxes

from river discharge and atmospheric depositions to the Arctic in the future climate (Lim *et al* 2021). The reduction of sea ice extent and thickness allows more penetrations of shortwave radiation into the Arctic Ocean surface (Perovich *et al* 2007, Nicolaus *et al* 2012, Arrigo *et al* 2014) that triggers the earlier blooming in marine phytoplankton at the edge of sea ice (Frey *et al* 2015) and sub-ice bloom (Arrigo *et al* 2012, 2014, Horvat *et al* 2017). The increased phytoplankton biomass redistributes heat in ocean layers, modulating attenuation coefficients (Morel 1988, Manizza and Le Que 2005) that lead to the simulated AA (Park *et al* 2015, Lim *et al* 2019a, 2019b, 2021). This new mechanism to understand the possible positive feedback highlights the role of the Arctic ecosystem in air-sea-biogeochemical interactions, which have been overlooked in future Arctic projections using earth system models (ESMs).

Lewis *et al* (2020) showed that the primary productivity of the Arctic Ocean increased by 30% from 1998 to 2012, owing to the expansion of open water. Since then, primary productivity has generally exhibited an increasing trend because of increased phytoplankton biomass. The future Arctic primary productivity in CMIP5 is subject to large uncertainty due to the subtle balance between sea ice loss (increasing the primary productivity) and stratification-induced nutrient depletion (decreasing the primary productivity) (Vancoppenolle *et al* 2013). However, Ardyna *et al* (2017) suggested that the shelf-break, serving as a 'green belt,' can effectively supply inorganic and organic materials to increase marine productivity in the stratified Arctic Ocean.

Arctic warming impacts various hydrologic cycles, such as sea ice melting, intensified precipitation (Min *et al* 2008), melting of land-based glaciers (Hugonnet *et al* 2021), and increased river discharge (Haine *et al* 2015). The increased freshwater entering the Arctic Ocean increases ocean stratification. Although the Arctic Ocean accounts for 1% of the global ocean volume, it receives more than 10% of the global river discharge (McClelland *et al* 2012). Long-term river discharge has been steadily increasing, particularly in 2020, with the total annual discharges of the eight largest Arctic rivers at 2623 km<sup>3</sup> 12% greater than the 1981–2010 discharge average (Peterson *et al* 2002, Holmes *et al* 2021). River discharge under future climate conditions is projected to increase by more than 50% compared to the present, mainly in Alaska and Siberia regions (Bring *et al* 2017).

Many studies highlight the importance of Arctic Ocean freshwater content not only in the Arctic hydrological cycle but also in the biogeochemical and physical processes (Haine *et al* 2015, Carmack *et al* 2016, Fu *et al* 2020, Pnyushkov *et al* 2022). Despite these efforts, the Arctic hydrologic cycle process in the CMIP6 was hardly improved over CMIP5

(Khosravi *et al* 2022, Wang *et al* 2022). In particular, CMIP models tend to overestimate the sea surface salinity near the estuary, which can be influenced by the representation of river discharge (Shu *et al* 2018, Zanowski *et al* 2021).

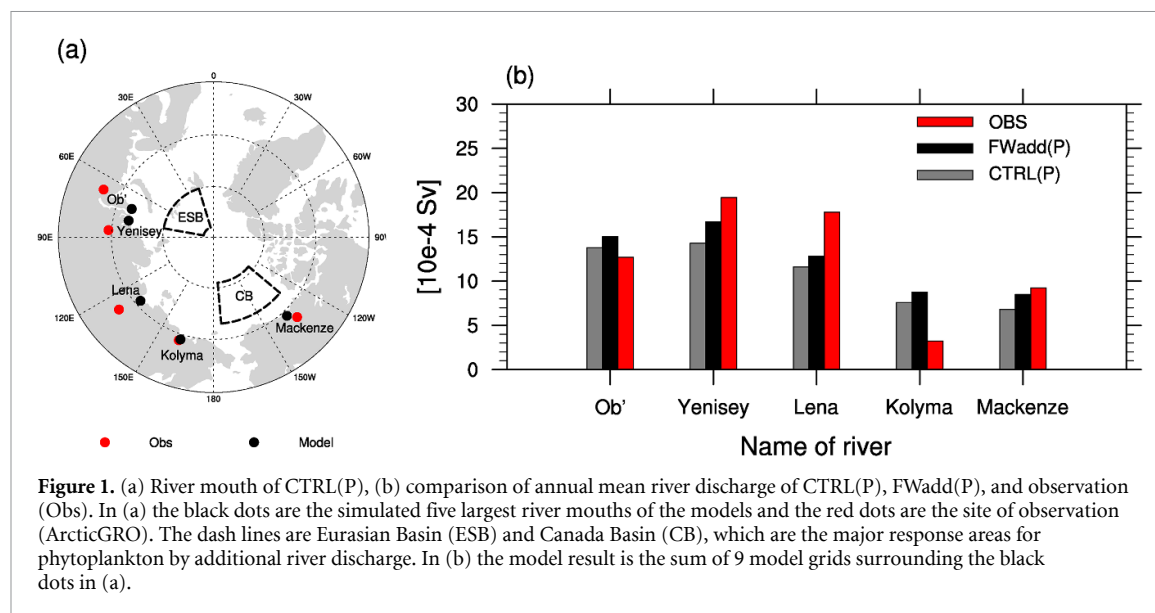
Several recent observational studies have reported that Arctic river discharge modulates Arctic biogeochemistry by delivering dissolved organic matter and enhancing phytoplankton response (Holmes *et al* 2012, Fichot *et al* 2013, Tremblay *et al* 2014, Ardyna *et al* 2017, Terhaar *et al* 2021). However, it is difficult to analyze the impact of additional river discharge on the marine ecosystems of the Arctic Ocean in observational studies, and so far, studies using ESMs to clarify this are insufficient. In addition, it is challenging to predict future Arctic ecosystems because of the uncertainty of the primary productivity simulated by models (Vancoppenolle *et al* 2013, Ardyna and Arrigo 2020).

In this study, we investigate the effect of additional river discharge on phytoplankton biomass using the ESM via the present-day and future climate simulation. Our model simulations suggest that Arctic river discharge can control sea ice and nutrient distribution, affecting phytoplankton growth. In addition, we analyzed the impact of increased river discharge under the influence of future climate conditions on future Arctic ecosystems, thus, highlighting the importance of river discharge on ecosystem changes in the future.

## 2. Materials and methods

In this study, we applied the Geophysical Fluid Dynamics Laboratory ESM CM2.1 coupled with the biogeochemical model Tracers of Ocean Phytoplankton with Allometric Zooplankton code version 2.0 (TOPAZv2, Griffies *et al* 2005, Dunne *et al* 2012, 2013). TOPAZv2 considers the cycle of carbon and nutrients such as nitrogen, phosphorus, silicon, and iron (Dunne *et al* 2013). The phytoplankton growth rate is calculated as a function of various chlorophyll to carbon ratios and is limited by nutrients and light (Dunne *et al* 2010). TOPAZv2 includes external inputs from atmospheric nitrogen deposition, lithogenic dust, soluble iron, and river nitrogen. For more detailed information, see Dunne *et al* (2013) and supplementary.

We performed four experiments to analyze the changes in phytoplankton due to the additional river discharge in the present-day and future climate. The freshwater addition experiments were abbreviated as 'FWadd,' and the standard experiments were abbreviated as 'CTRL.' In addition, to distinguish between the present-day and future climate simulations, we used parentheses after each experimental abbreviation with uppercase P and F, respectively [e.g. CTRL(P) for present-day control experiment,



FWadd(F) for the future freshwater addition experiment].

The present-day climate simulation was performed similarly to the 1990 level experiment, which is often used as the present-day experiment in previous studies using the CM2.1 model (Gnanadesikan *et al* 2006, Delworth *et al* 2012, Lim *et al* 2019a, 2019b). The present-day climate simulation is performed by prescribing greenhouse gases, including carbon dioxide, methane, nitrous oxide, among others, as well as organic nitrogen oxides and inorganic nitrogen oxides prescribed for rivers and the atmosphere at 1990 levels (Green *et al* 2004, Hegglin *et al* 2016). The future climate simulation set twice as much carbon dioxide as the present-day condition, similar to the CO<sub>2</sub> concentration level in 2100 for the middle of the road scenario in shared socioeconomic pathways (SSP2-4.5).

In FWadd experiment, we additionally supplied 0.03 Sv of total freshwater to the Arctic Ocean. The additional freshwater amount of 0.03 Sv is a value derived from the model uncertainties of CMIP5 and CMIP6 (Shu *et al* 2018, Wang *et al* 2022). As freshwater was forced into the FWadd experiment, surface salinity decreased and sea level rose, leading to a continuous increase in sea level as the experiment progressed (figure S1). Although the FWadd experiment was conducted for 100 years, the first 40 years were considered a spin-up period, and 71–100 years were excluded from the analysis due to sea level rise. Consequently, the study analyzed only the results from 41 to 70 years.

We used the observational river discharge data provided by Arctic Great River Observatory (ArcticGRO) to compare the estimations from the model output (Shikdomanov *et al* 2021). In this study, we compared data from the five major rivers, Ob', Yenisey, Lena, Kolyma, and Mackenzie, that flow into

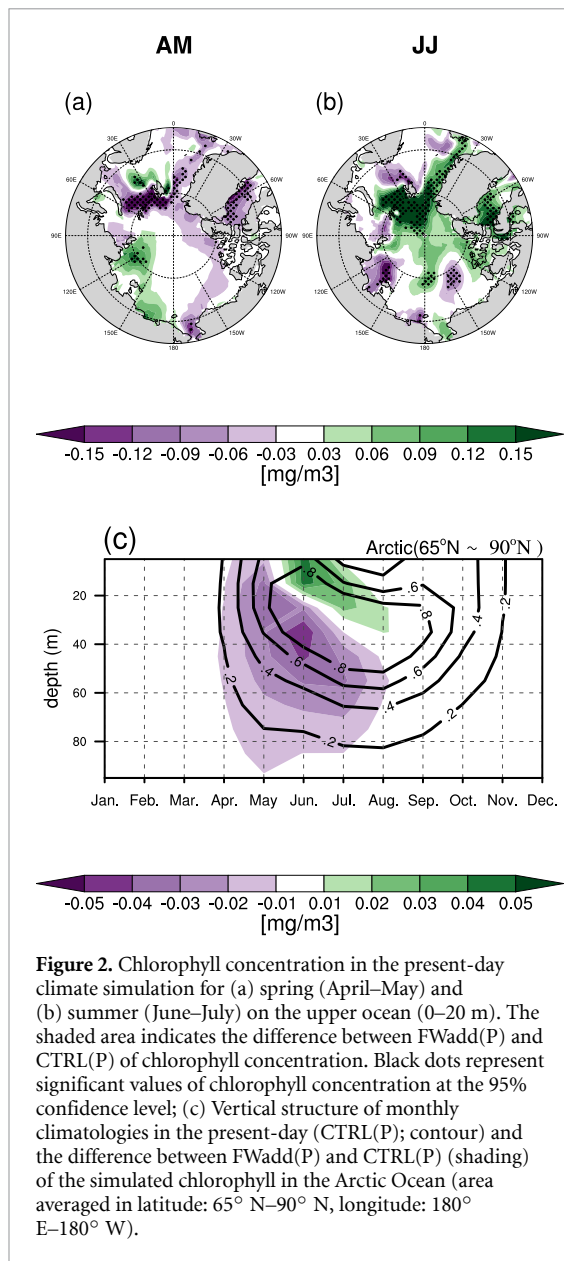
the Arctic Ocean with model outputs. The river observation data analysis period averaged from 1981 to 2010 according to the present-day level. The position of the simulated river mouth was similar to the observation point (figure 1(a)). The simulated river discharge in the model was within a relatively acceptable range except for Kolyma (figure 1(b)).

### 3. Results

#### 3.1. Impact of river discharge in present-day climate simulation

In the present-day climate simulation, the dominant response to the additional river discharge in spring (April–May) is a decrease in phytoplankton, except for the Laptev and East-Siberian coastal region, where a large amount of freshwater input and nutrients are supplied (figure 2(a)). Within the time span of the spring season, the afore-mentioned phytoplankton response is amplified throughout the season and, therefore, the feature is more salient in May (figure S2). Note that most negative chlorophyll concentration (CHL) anomaly patterns in spring appeared over the marginal ice zone (MIZ) (figure 3(a)).

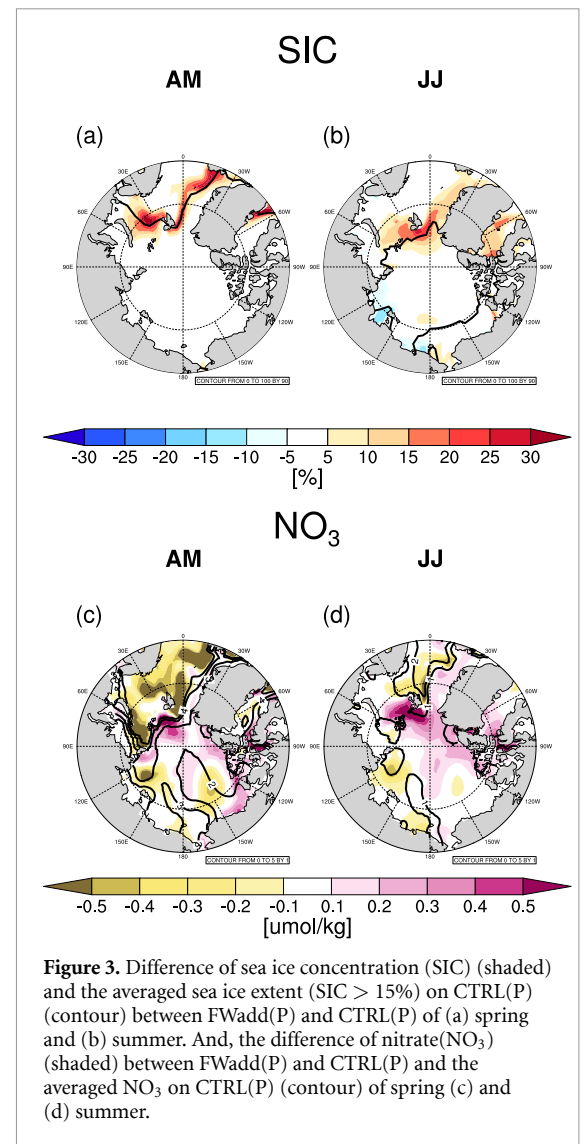
There are a couple of mechanisms for the sea ice increase over the MIZ by additional river discharge. Firstly, the additional freshwater content throughout the Arctic Ocean increases sea ice by lowering surface salinity (Hellmer 2004, Bintanja *et al* 2013) which has a higher freezing point, allowing for better sea ice formation. Secondly, the Arctic basin's increased sea surface height (SSH) due to the supplied water mass may help the ice formation (figure S3). Additional river discharge weakens the SSH gradient, preventing hot and salty seawater inflow outside the Arctic Ocean. These results are consistent with other model experiments



that examined additional river discharge in the Arctic Ocean (Nummelin *et al* 2016). The increased sea ice caused by the additional river discharge blocked more sunlight, limiting phytoplankton's growth.

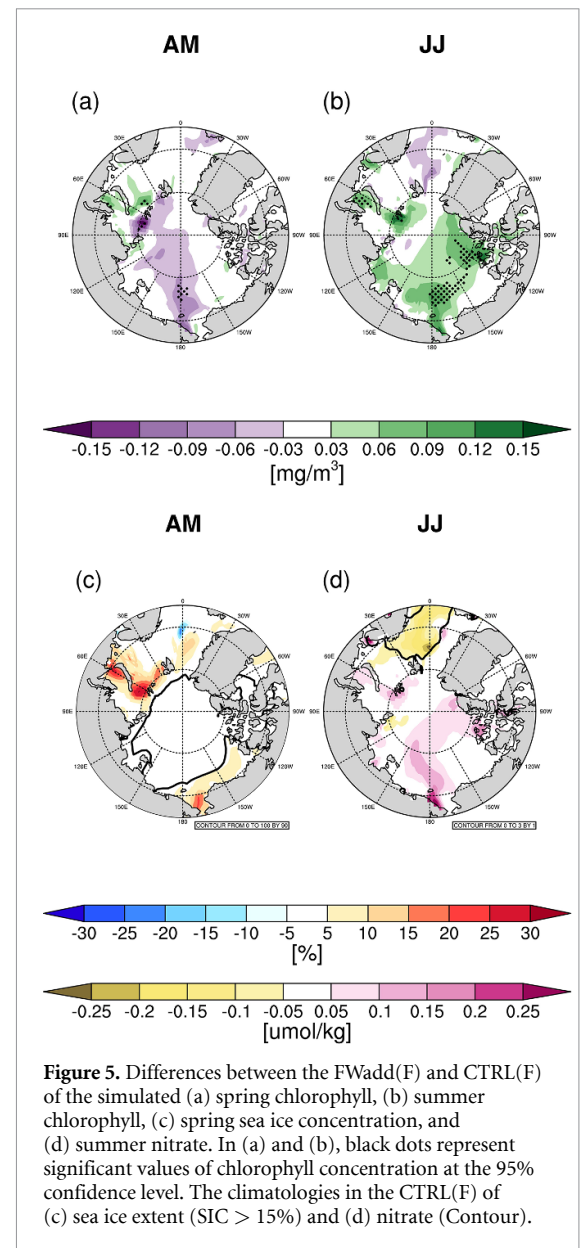
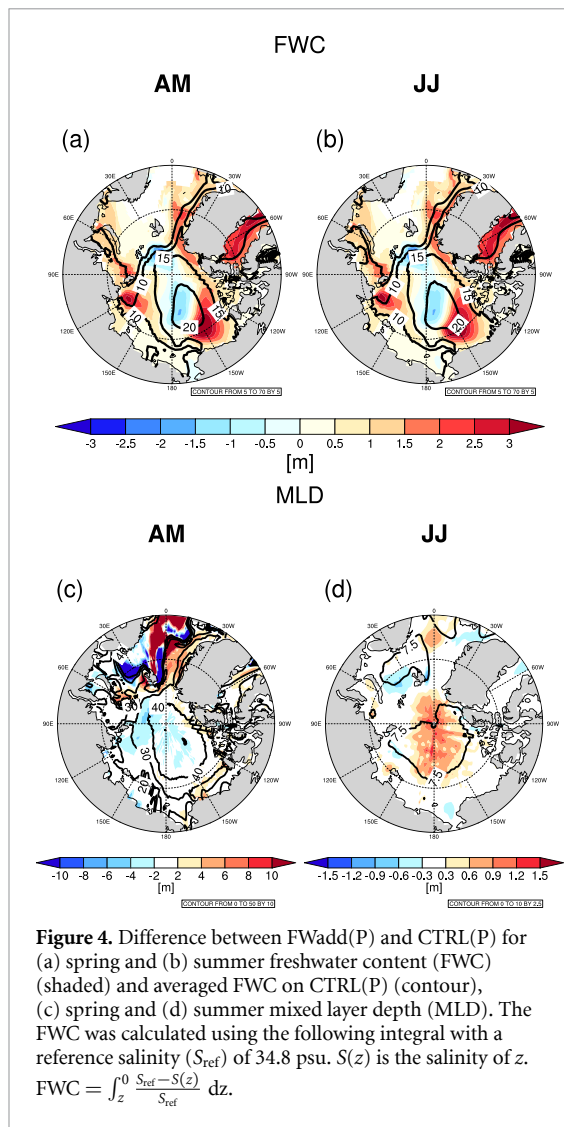
During the summer, additional river discharge played the opposite role, increasing the phytoplankton, especially over Eurasian Basin (figure 2(b)). We refer to the Eurasian Basin, where the spring and summer anomaly pattern changes are most significant, as a 'hotspot' for phytoplankton in the dominant response region to river forcing. Compared to June, the CHL anomaly pattern in July was weaker and moved towards the center of the Arctic Ocean as the sea ice moved toward the center of the Arctic Ocean (figure S2).

In general, the explosive growth of phytoplankton which is so called as a 'chlorophyll bloom,' is observed in spring where sea ice melts significantly.



The increased chlorophyll consumes nitrate, which is a major nutrient in the Arctic Ocean, and leads to the nitrate depletion in the following summer (Lim *et al* 2019b). However, FWadd experiment exhibited poor spring phytoplankton growth and this, in turn, increased available nitrate in the phytoplankton hotspot in summer significantly (figure 3(d)). Therefore, increased sea ice concentration due to the additional fresh water delayed the chlorophyll bloom timing (figure 2(c)). The upper ocean chlorophyll bloom in summer by following better conditions of having both solar input from surface and nitrate consumption in FWadd above 20 m. At the subsurface, it is stratified by additional discharge, and sunlight is absorbed by the upper chlorophyll bloom (figure S4). So, subsurface CHL below 30 m depth has been decreased.

Another reason for summer nitrate increases could be increased sea ice (figure 3(b)). Sufficient summer light and shallow sea ice do not limit the light required for phytoplankton growth. Although the mixed layer becomes shallow due to the stratification effect of river water inflow, the effect is insignificant in summer (figure 4; no figure in autumn and winter).



This is because the freshwater inflow from sea ice melting in summer is much larger than from river discharge (Peralta-Ferriz and Woodgate 2015, Hordoir et al 2022). Because of the mixed layer characteristics in summer, the decrease in sea ice melting water can cause vertical mixing with the deep ocean, increases nutrients, and may affect phytoplankton growth. As a result, the phytoplankton hotspot is formed due to a significant increase in nutrients due to surplus nutrients in spring and reduced sea ice melting effect in summer.

### 3.2. Impact of river discharge in future

In the previous subsection, we analyzed the effects of additional river discharge on phytoplankton in the present-day climate. This subsection analyzes the impact of additional river discharge on phytoplankton under the future climate simulation. In the future climate simulation, the dominant response of phytoplankton to additional river discharge was a decrease in spring and an increase in summer, similar to the present-day climate simulation. However, in contrast to the increase in phytoplankton mainly in the

Eurasian Basin in the present-day climate, in the future climate, phytoplankton was extended to the Canada Basin.

The future Arctic Ocean is expected to become more stratified than present-day climate conditions by melting ice and strengthening the hydrological cycle (Haine et al 2015). Most models project that, in the future, surface nitrate will decrease due to the stratification of the Arctic Ocean (Vancoppenolle et al 2013). The CTRL(F) results are consistent with the previous studies mentioned above: a significant decrease in surface nitrate and phytoplankton was simulated compared with the CTRL(P).

In the future climate simulation, the increase in river discharge resulted in a decrease in spring phytoplankton (figure 5(a)). As in the present-day simulation results, the phytoplankton is decreased by increased sea ice in the future simulations. However, compared with the results of the present-day climate simulations, negative CHL anomaly patterns

appeared in the Kara and Chukchi Seas, which are generally close to the interior of the Arctic Ocean. Because the sea ice extent was significantly reduced in the future compared to the present-day climate simulation, resulting in broader negative anomaly patterns of phytoplankton. The mechanism of sea ice formation by freshwater was the same as that in the present-day climate simulation.

As in the simulation of the present-day climate, an increase in river discharge led to an increase in summer phytoplankton. A wider reaction was shown in the Canada Basin than in the Eurasian Basin (figure 5(b)). The positive anomaly in the Eurasian Basin, Canada Basin, and East-Siberian-Chukchi Sea is the primary CHL anomaly pattern in June (figure S6). However, the positive anomaly in the Eurasian Basin was narrow, and the anomaly in the Canada Basin was wide (figure S6). In July, the anomaly intensity weakened, and the pattern shifted toward the center of the Arctic Ocean, compared to June.

Unlike the present-day climate simulation, summer nutrient changes due to additional river discharge were only related to a spring phytoplankton bloom. The nitrate positive anomaly pattern in summer was similar to the CHL negative anomaly pattern in spring, showing the same mechanism as the present-day climate simulation (figure 5(d)). The consistency of this anomaly pattern implies that freshwater-induced spring sea ice increases contribute to summer phytoplankton growth, even in the future climate simulation. However, the increased positive CHL anomaly caused by summer ice is weakened in future simulations (figure S7). It is because the future mixed layer is shallow, the melting of much sea ice in May. Therefore, the mechanism of increased ice-induced vertical mixing will occur in May instead of in June. However, the impact of nutrients is small as May is still the period when light limitations dominate.

The summer hotspots shift the seasonal evolution of the MIZ from May to June is remarkably different in the present-day and future. In the present-day climate, the difference in sea ice concentration between May and June is significant in the Eurasian basin with the Barents-Kara Sea. In contrast, more extensive sea ice fluctuations appear in the future climate in the Beaufort and East Siberian-Chukchi sea. These results suggest that future sea ice distribution changes may shift summer phytoplankton hotspots.

#### 4. Summary and discussion

We studied how the increase in Arctic river discharge, which was the large model uncertainty in most CMIP6 models, affects spring and summer phytoplankton in the present-day and future climates. In the present-day climate simulation, additional river discharge in spring decreased phytoplankton near the Eurasian Basin due to the block of light by the

increased sea ice. In summer, additional river discharge increased phytoplankton, mainly in the Eurasian Basin, by the nutrients not consumed in the spring and the increased mixed layer depth due to reduced sea ice melting water. In the future climate simulation, similar to the present-day climate simulation, phytoplankton decreases in spring and increases in summer. However, major phytoplankton variability occurs in the Canada Basin, not in the Eurasian Basin. We suggest that the shift of the significant response region of phytoplankton in future climates is due to the shift of the MIZ in the future.

It should be noted, when interpreting our results, that the model used in this study, GFDL-CM2.1-TOPAZ, overestimates the river volume of 0.1 Sv (CTRL(P), 0.14 Sv). It is also useful to consider that the additional river forcing of 0.03 Sv is weaker than the additional forcing due to global warming (figure S8).

In the comparison with the observed data (figure 1(b)), careful interpretation is needed. Note that the observed data in figure 1(b) are from the upper layer of the river observed at specific river mouth. However, model data comes from gridded averaged values.

Previous studies have revealed that future phytoplankton could enhance the AA (Park *et al* 2015). It has been suggested that phytoplankton blooming in early spring could enhance AA by melting sea ice, transferring more ocean heat to the atmosphere, and reducing Arctic Ocean albedo (Lim *et al* 2019a, 2019b). However, as shown in our study, an increase in river discharge may weaken the effect of biogeophysical feedback owing to a decrease in phytoplankton. Therefore, when quantitatively analyzing the effects of biogeophysical processes on Arctic warming, we suggest that both precise forcings of the freshwater input and more realistic sea ice response are needed. In this regard, it should be mentioned that the model used in this study is known to underestimate summer sea ice (Griffies *et al* 2011). Therefore, careful interpretation is needed because our results indicate that phytoplankton response to the river discharge sensitively depends on the distribution of sea ice concentration both in the present and future.

Note that we still do not have a state-of-art ESM that realistically captures the complex biogeophysical feedback between the Arctic environment and ecosystem (Vancoppenolle *et al* 2013, Tagliabue *et al* 2021). Although it may vary for specific regions and variables, the multi-model ensemble mean of typical historical run is reported to be better for CMIP6 than CMIP5 (Davy and Outten 2020, Thorarinsdottir *et al* 2020). However, it exhibits even greater uncertainty in many variables, especially in the biogeochemistry category, such as phytoplankton biomass (Tagliabue *et al* 2021). The physical understanding gained in this study, therefore, can be useful for developing a better simulation of complex

interactions among physical, hydrological, and biological processes in the Arctic.

Due to the expected permafrost thawing in the future, additional nutrients input by river discharge has to consider in the future simulation of Arctic environmental and ecosystem change (Fichot et al 2013, Turetsky et al 2019, Terhaar et al 2021). Although the Arctic Ocean is expected to become more stratified, an increase in river discharge and riverine nutrients may increase the phytoplankton in the shelf break (Ardyna et al 2017). The mechanisms of nutrients for the additional river discharge become more and more complex. Therefore, future modeling studies should consider the positive and negative effects of river discharge and riverine nutrients using more sophisticated biogeochemical models and evaluate their impact.

In this study, we do not consider the temperature of rivers due to global warming. In recent years, the temperature of rivers has been increasing globally (Liu et al 2020). Park et al (2020) suggested that increasing river water temperature could cause positive feedback in the Arctic climate. In future research, we plan to quantify the sensitivity to the riverine heat.

We looked at the sensitivity of freshwater inflows only by river water. However, Brown et al (2019) pointed out that an increase in precipitation may be more effective in Arctic Ocean desalination than an increase in river discharge. In addition, desalination due to Greenland glacial dynamics, which is not considered in this study, may also affect phytoplankton (Arrigo et al 2017, Kwiatkowski et al 2019). It will be more valuable if additional research is conducted by combining several desalination processes in the Arctic Ocean, which was not considered in our experiment.

### Data availability statement

All data that support the findings of this study are included within the article (and any supplementary files).

### Acknowledgments

This research was supported by Korea Institute of Marine Science & Technology Promotion (KIMST) funded by the Ministry of Oceans and Fisheries(20210605, Korea-Arctic Ocean Warming and Response of Ecosystem, KOPRI). H-G Lim is supported under award NA18OAR4320123 from the National Oceanic and Atmospheric Administration, U.S. Department of Commerce. The statements, findings, conclusions, and recommendations are those of the author(s) and do not necessarily reflect the views of the National Oceanic and Atmospheric Administration, or the U.S. Department of Commerce. B-M Kim was supported by the National Research Foundation of Korea (NRF) grant funded by the Korea government (MSIT) (No. NRF-2022R1A2C1006788).

### ORCID iDs

Jung Hyun Park  <https://orcid.org/0000-0003-0497-6628>  
 Seong-Joong Kim  <https://orcid.org/0000-0002-6232-8082>  
 Hyung-Gyu Lim  <https://orcid.org/0000-0002-0746-5332>  
 Jong-Seong Kug  <https://orcid.org/0000-0003-2251-2579>  
 Eun Jin Yang  <https://orcid.org/0000-0002-8639-5968>

### References

- Ardyna M and Arrigo K R 2020 Phytoplankton dynamics in a changing Arctic Ocean *Nat. Clim. Change* **10** 892–903
- Ardyna M, Babin M, Devred E, Forest A, Gosselin M, Raimbault P and Tremblay J 2017 Shelf-basin gradients shape ecological phytoplankton niches and community composition in the coastal Arctic Ocean (Beaufort Sea) *Limnol. Oceanogr.* **62** 2113–32
- Arrigo K R et al 2012 Massive phytoplankton blooms under Arctic sea ice *Science* **336** 1408
- Arrigo K R et al 2014 Phytoplankton blooms beneath the sea ice in the Chukchi sea *Deep-Sea Res. II* **105** 1–16
- Arrigo K R, van Dijken G L, Castelao R M, Luo H, Rennermalm Å K, Tedesco M, Mote T L, Oliver H and Yager P L 2017 Melting glaciers stimulate large summer phytoplankton blooms in southwest Greenland waters *Geophys. Res. Lett.* **44** 6278–85
- Bintanja R, van Oldenborgh G J, Drijfhout S S, Wouters B and Katsman C A 2013 Important role for ocean warming and increased ice-shelf melt in Antarctic sea-ice expansion *Nat. Geosci.* **6** 376–9
- Bring A, Shiklomanov A and Lammers R B 2017 Pan-Arctic river discharge: prioritizing monitoring of future climate change hot spots *Earths Future* **5** 72–92
- Brown N J, Nilsson J and Pemberton P 2019 Arctic ocean freshwater dynamics: transient response to increasing river runoff and precipitation *J. Geophys. Res. Oceans* **124** 5205–19
- Carmack E C et al 2016 Freshwater and its role in the Arctic Marine system: sources, disposition, storage, export, and physical and biogeochemical consequences in the Arctic and global oceans *J. Geophys. Res. Biogeosci.* **121** 675–717
- Cohen J et al 2014 Recent Arctic amplification and extreme mid-latitude weather *Nat. Geosci.* **7** 627–37
- Coumou D, Di Capua G, Vavrus S, Wang L and Wang S 2018 The influence of Arctic amplification on mid-latitude summer circulation *Nat. Commun.* **9** 1–12
- Davy R and Outten S 2020 The Arctic surface climate in CMIP6: status and developments since CMIP5 *J. Clim.* **33** 8047–68
- Delworth T L et al 2012 Simulated climate and climate change in the GFDL CM2.5 high-resolution coupled climate model *J. Clim.* **25** 2755–81
- Dunne J P et al 2012 GFDL's ESM2 global coupled climate-carbon earth system models. Part I: physical formulation and baseline simulation characteristics *J. Clim.* **25** 6646–65
- Dunne J P et al 2013 GFDL's ESM2 global coupled climate-carbon earth system models. Part II: carbon system formulation and baseline simulation characteristics *J. Clim.* **26** 2247–67
- Dunne J P, Gnanadesikan A, Sarmiento J L and Slater R D 2010 Technical description of the prototype version (v0) of tracers of phytoplankton with allometric zooplankton (TOPAZ) ocean biogeochemical model as used in the Princeton IFMIP model
- Fichot C G, Kaiser K, Hooker S B, Amon R M W, Babin M, Bélanger S, Walker S A and Benner R 2013 Pan-Arctic



- distributions of continental runoff in the Arctic Ocean *Sci. Rep.* **3** 1–6
- Frey K E, Moore G W K, Cooper L W and Grebeimer J M 2015 Divergent patterns of recent sea ice cover across the Bering, Chukchi, and Beaufort seas of the Pacific Arctic region *Prog. Oceanogr.* **136** 32–49
- Fu W, Moore J K, Primeau F W, Lindsay K and Randerson J T 2020 A growing freshwater lens in the Arctic Ocean with sustained climate warming disrupts marine ecosystem function *J. Geophys. Res. Biogeosci.* **125** e2020JG005693
- Gnanadesikan A et al 2006 GFDL's CM2 global coupled climate models. Part II: the Baseline Ocean simulation *J. Clim.* **19** 675–97
- Green P A, Vörösmarty C J, Meybeck M, Galloway J N, Peterson B J and Boyer E W 2004 Pre-industrial and contemporary fluxes of nitrogen through rivers: a global assessment based on typology *Biogeochemistry* **68** 71–105
- Griffies S M et al 2005 Formulation of an ocean model for global climate simulations *Ocean Sci.* **1** 45–79
- Griffies S M et al 2011 The GFDL CM3 coupled climate model: characteristics of the ocean and sea ice simulations *J. Clim.* **24** 3520–44
- Haine T W N et al 2015 Arctic freshwater export: status, mechanisms, and prospects *Glob. Planet. Change* **125** 13–35
- Heggin M, Kinnison D and Lamarque J-F 2016 CCM1 nitrogen surface fluxes in support of CMIP6—version 2.0 version YYYYMMDD[1] *Earth System Grid Federation* (<https://doi.org/10.22033/ESGF/input4MIPs.1125>)
- Hellmer H H 2004 Impact of Antarctic ice shelf basal melting on sea ice and deep ocean properties *Geophys. Res. Lett.* **31** L10307
- Holmes R M et al 2012 Seasonal and annual fluxes of nutrients and organic matter from large rivers to the Arctic Ocean and surrounding seas *Estuaries Coasts* **35** 369–82
- Holmes R M, Shiklomanov A I, Suslova A, Tretiakov M, McClelland J W, Scott L, Spencer R G M and Tank S E 2021: river discharge [in Arctic Report Card 2021] (<https://doi.org/10.25923/zevf-ar65>)
- Hordoir R, Skagseth Ø, Ingvaldsen R B, Sandø A B, Löptien U, Dietze H, Gierisch A M U, Assmann K M, Lundesgaard Ø and Lind S 2022 Changes in Arctic stratification and mixed layer depth cycle: a modeling analysis *J. Geophys. Res. Oceans* **127** e2021JC017270
- Horvat C, Jones D R, Iams S, Schroeder D, Flocco D and Feltham D 2017 The frequency and extent of sub-ice phytoplankton blooms in the Arctic Ocean *Sci. Adv.* **3** e1601191
- Hu X M, Ma J R, Ying J, Cai M and Kong Y Q 2021 Inferring future warming in the Arctic from the observed global warming trend and CMIP6 simulations *Adv. Clim. Change Res.* **12** 499–507
- Hugonnet R et al 2021 Accelerated global glacier mass loss in the early twenty-first century *Nature* **592** 726–31
- Khosravi N, Wang Q, Koldunov N, Hinrichs C, Semmler T, Danilov S and Jung T 2022 The Arctic Ocean in CMIP6 models: biases and projected changes in temperature and salinity *Earth's Future* **10** e2021EF002282
- Kim B M, Son S W, Min S K, Jeong J H, Kim S J, Zhang X, Shim T and Yoon J H 2014 Weakening of the stratospheric polar vortex by Arctic sea-ice loss *Nature* **5** 4646
- Kug J S, Jeong J H, Jang Y S, Kim B M, Folland C K, Min S K and Son S W 2015 Two distinct influences of Arctic warming on cold winters over North America and East Asia *Nat. Geosci.* **8** 759–62
- Kwiatkowski L, Naar J, Bopp L, Aumont O, Defrance D and Couespel D 2019 Decline in Atlantic primary production accelerated by Greenland ice sheet melt *Geophys. Res. Lett.* **46** 11347–57
- Lewis K M, van Dijken G L and Arrigo K R 2020 Changes in phytoplankton concentration now drive increased Arctic Ocean primary production *Science* **369** 198–202
- Lim H G, Kug J S and Park J Y 2019a Biogeophysical feedback of phytoplankton on the Arctic climate. Part I: impact of nonlinear rectification of interactive chlorophyll variability in the present-day climate *Clim. Dyn.* **52** 5383–96
- Lim H G, Kug J S and Park J Y 2019b Biogeophysical feedback of phytoplankton on Arctic climate. Part II: Arctic warming amplified by interactive chlorophyll under greenhouse warming *Clim. Dyn.* **53** 3167–80
- Lim H G, Park J Y, Dunne J P, Stock C A, Kang S H and Kug J S 2021 Importance of human-induced nitrogen flux increases for simulated Arctic warming *J. Clim.* **34** 3799–819
- Liu S et al 2020 Global river water warming due to climate change and anthropogenic heat emission *Glob. Planet. Change* **193** 103289
- Manizza M and Le Que C 2005 Bio-optical feedbacks among phytoplankton, upper ocean physics and sea-ice in a global model *Geophys. Res. Lett.* **32** 2–5
- McClelland J W, Holmes R M, Dunton K H and Macdonald R W 2012 The Arctic Ocean estuary *Estuaries Coasts* **35** 353–68
- Min S K, Zhang X and Zwiers F 2008 Human-induced Arctic moistening *Science* **320** 518–20
- Morel A 1988 Optical modeling of the upper ocean in relation to its biogenous matter content (case I waters) *J. Geophys. Res.* **93** 10749–68
- Nicolaus M, Katlein C, Maslanik J and Hendricks S 2012 Changes in Arctic sea ice result in increasing light transmittance and absorption *Geophys. Res. Lett.* **39** 1–6
- Nummelin A, Ilicak M, Li C and Smedsrud L H 2016 Consequences of future increased Arctic runoff on Arctic Ocean stratification, circulation, and sea ice cover *J. Geophys. Res. Oceans* **121** 617–37
- Park H, Watanabe E, Kim Y, Polyakov I, Oshima K, Zhang X, Kimball J S and Yang D 2020 Increasing riverine heat influx triggers Arctic sea ice decline and oceanic and atmospheric warming *Sci. Adv.* **6** eabc4699
- Park J Y, Kug J S, Bader J, Rolph R and Kwon M 2015 Amplified Arctic warming by phytoplankton under greenhouse warming *Proc. Natl Acad. Sci. USA* **112** 5921–6
- Peralta-Ferriz C and Woodgate R A 2015 Seasonal and interannual variability of pan-Arctic surface mixed layer properties from 1979 to 2012 from hydrographic data, and the dominance of stratification for multiyear mixed layer depth shoaling *Prog. Oceanogr.* **134** 19–53
- Perovich D K, Light B, Eicken H, Jones K F, Runciman K and Nghiem S V 2007 Increasing solar heating of the Arctic Ocean and adjacent seas, 1979–2005: attribution and role in the ice-albedo feedback *Geophys. Res. Lett.* **34** L19505
- Peterson B J, Holmes R M, McClelland J W, Vörösmarty C J, Lammers R B, Shiklomanov A I, Shiklomanov I A and Rahmstorf S 2002 Increasing river discharge to the Arctic Ocean *Science* **298** 2171–3
- Pnyushkov A V, Alekseev G V and Smirnov A V 2022 On the Interplay between freshwater content and hydrographic conditions in the Arctic Ocean in the 1990s–2010s *J. Mar. Sci. Eng.* **10** 401
- Polyakov I et al 2017 Greater role for Atlantic inflows on sea-ice loss in the Eurasian Basin of the Arctic Ocean *Science* **356** 285–91
- Rantanen M, Karpechko A Y, Lipponen A, Nordling K, Hyvärinen O, Ruosteenoja K, Vihma T and Laaksonen A 2022 The Arctic has warmed nearly four times faster than the globe since 1979 *Commun. Earth Environ.* **3** 168
- Shiklomanov A I, Holmes R M, McClelland J W, Tank S E and Spencer R G M 2021 Arctic great rivers observatory Discharge Dataset Version 20210527 (available at: [www.arcticrivers.org/data](http://www.arcticrivers.org/data))
- Shu Q, Qiao F, Song Z, Zhao J and Li X 2018 Projected freshening of the Arctic Ocean in the 21st century *J. Geophys. Res. Oceans* **123** 9232–44
- Smith D M et al 2019 The Polar amplification model intercomparison project (PAMIP) contribution to CMIP6: investigating the causes and consequences of polar amplification *Geosci. Model Dev.* **12** 1139–64

- Tagliabue A, Kwiatkowski L, Bopp L, Butenschön M, Cheung W, Lengaigne M and Vialard J 2021 Persistent uncertainties in ocean net primary production climate change projections at regional scales raise challenges for assessing impacts on ecosystem services *Front. Clim.* **3** 149
- Terhaar J, Lauerwald R, Regnier P, Gruber N and Bopp L 2021 Production sustained by rivers and coastal erosion *Nat. Commun.* **12** 169
- Terhaar J, Torres O, Bourgeois T and Kwiatkowski L 2020 Arctic Ocean acidification over the 21st century co-driven by anthropogenic carbon increases and freshening in the CMIP6 model ensemble *Biogeosciences* **18** 2221–40
- Thorarinsdottir T L, Sillmann J, Haugen M, Gissibl N and Sandstad M 2020 Evaluation of CMIP5 and CMIP6 simulations of historical surface air temperature extremes using proper evaluation methods *Environ. Res. Lett.* **15** 124041
- Tremblay J E, Raimbault P, Garcia N, Lansard B, Babin M and Gagnon J 2014 Impact of river discharge, upwelling and vertical mixing on the nutrient loading and productivity of the Canadian Beaufort Shelf *Biogeosciences* **11** 4853–68
- Turetsky M R, Jones M C, Walter Anthony K, Olefeldt D, Schuur E A G, Koven C, Mcguire A D and Grosse G 2019 Permafrost collapse is accelerating carbon release *Nature* **569** 32–2
- Vancoppenolle M, Bopp L, Madec G, Dunne J, Ilyina T, Halloran P R and Steiner N 2013 Future Arctic ocean primary productivity from CMIP5 simulations: uncertain outcome, but consistent mechanisms *Glob. Biogeochem. Cycles* **27** 605–19
- Wang S, Wang Q, Wang M, Lohmann G and Qiao F 2022 Arctic Ocean freshwater in CMIP6 coupled models *Earths Future* **10** e2022EF002878
- Zanowski H, Jahn A and Holland M M 2021 Arctic Ocean freshwater in CMIP6 ensembles: declining sea ice, increasing ocean storage and export *J. Geophys. Res. Oceans* **126** e2020JC016930