

NOAA Technical Memorandum NMFS



JUNE 1987

**ABUNDANCE OF ZOOPLANKTON SPECIES IN
CALIFORNIA COASTAL WATERS DURING
APRIL 1981, FEBRUARY 1982 AND MARCH 1985**

Angeles Alvariño

Carol A. Kimbrell

NOAA-TM-NMFS-SWFC-74

U.S. DEPARTMENT OF COMMERCE
National Oceanic and Atmospheric Administration
National Marine Fisheries Service
Southwest Fisheries Center

NOAA Technical Memorandum NMFS

The National Oceanic and Atmospheric Administration (NOAA), organized in 1970, has evolved into an agency which establishes national policies and manages and conserves our oceanic, coastal, and atmospheric resources. An organizational element within NOAA, the Office of Fisheries is responsible for fisheries policy and the direction of the National Marine Fisheries Service (NMFS).

In addition to its formal publications, the NMFS uses the NOAA Technical Memorandum series to issue informal scientific and technical publications when complete formal review and editorial processing are not appropriate or feasible. Documents within this series, however, reflect sound professional work and may be referenced in the formal scientific and technical literature.

NOAA Technical Memorandum NMFS

This TM series is used for documentation and timely communication of preliminary results, interim reports, or special purpose information, and have not received complete formal review, editorial control, or detailed editing.



JUNE 1987

ABUNDANCE OF ZOOPLANKTON SPECIES IN CALIFORNIA COASTAL WATERS DURING APRIL 1981, FEBRUARY 1982 AND MARCH 1985

**Angeles Alvariño
Carol A. Kimbrell
Southwest Fisheries Center
National Marine Fisheries Service, NOAA
La Jolla, California**

NOAA-TM-NMFS-SWFC-74

**U.S. DEPARTMENT OF COMMERCE
Malcolm Baldrige, Secretary
National Oceanic and Atmospheric Administration
Anthony J. Calio, Administrator
National Marine Fisheries Service
William E. Evans, Assistant Administrator for Fisheries**

CONTENTS

	Page
Introduction	1
Methods and materials	1
Results	4
Data files	4
References	59

LIST OF FIGURES

	Page
Figure 1. Station locations for 333 μ m CALVET collections during egg production survey 8104 JD.	2
Figure 2. A. Station locations for 333 μ m CALVET collections during egg production survey 8202 JD. B. Station locations for 333 μ m PAIROVET collections during egg production survey 8403 JD.	3
Figure 3. Station locations for 333 μ m PAIROVET collections at habitat study sites 1 and 2 (8503 JD).	4

LIST OF TABLES

	Page
Table 1. Numbers of zooplankton collections, taxa identified and total number of identified specimens.	5
Table 2. Numbers of zooplankton collections by survey within anchovy egg and larval abundance classes. .	5
Table 3. The ten most abundant taxa and their frequency of occurrence in surveys 8104 JD, 8202 JD, 8403 JD, 8503 JD (Sites 1 + 2), 8503 JD (Site 1) and 8503 JD (Site 2).	6
Table 4. Data associated with 333 μ m CALVET or PAIROVET collections.	8
Table 5. Taxa caught in 69 CALVET collections (333 μ m) during survey 8104 JD.	15
Table 6. Taxa caught in 60 CALVET collections (333 μ m) during survey 8202 JD.	23
Table 7. Taxa caught in 64 PAIROVET collections (333 μ m) during survey 8403 JD.	30
Table 8. Taxa caught in 50 PAIROVET collections (333 μ m) during survey 8503 JD (Sites 1 and 2).	37
Table 9. Taxa caught in 26 PAIROVET collections (333 μ m) during survey 8503 JD (Site 1).	42
Table 10. Taxa caught in 24 PAIROVET collections (333 μ m) during survey 8503 JD (Site 2).	46
Table 11. List of species.	50

ABUNDANCE OF ZOOPLANKTON SPECIES IN CALIFORNIA COASTAL WATERS
DURING APRIL 1981, FEBRUARY 1982, MARCH 1984 AND MARCH 1985

Angeles Alvariño and Carol A. Kimbrell

INTRODUCTION

This report summarizes the results of faunistic identification of 243 CALVET net collections (333 μ m mesh) made in 1981, 1982, 1984 and 1985. These data are of general scientific interest since the collections exist over a wide range of time (hours to years) and space scales (a kilometer to thousands), and all taxa in the collections have been identified, counted and in some cases staged and sexed.

METHODS AND MATERIALS

The collector used was the CALVET plankton net (Smith et al. 1985) which has a 0.25 m diameter and 333 μ m mesh and is retrieved vertically at 70 m per minute from a depth of 70 m. Variation in net performance is very slight, hence a standard haul factor (SHF) is not usually used. The uncorrected counts used in the tables are equivalent to numbers per 0.05 m² surface area. To attain numbers per 10 m² surface area, multiply the uncorrected counts by 2.1. The 1984 and 1985 collections were made using paired CALVET nets (PAIROVET) with the other net mesh being 150 μ m and used to collect anchovy eggs and larvae.

Collections in 1981, 1982 and 1984 were made in conjunction with surveys designed to estimate anchovy biomass using the egg production method (Lasker 1985). Consequently, all anchovy biomass collections were taken during peak months of anchovy spawning. The particular sites selected for faunistic analysis followed no consistent pattern with collections selected for faunistic analysis on the basis of presence, absence or abundance of anchovy eggs in 150 μ m mesh CALVET collections which were a subset of a much larger set of collections used for estimating the abundance of eggs over a closely spaced (4 Km) grid pattern. These collections are indicated as EP (Egg Production collections).

The two sets of collections in 1985 (Habitat '85 Study Sites 1 and 2; H85-1 and H85-2), were taken during two site-intensive studies of anchovy spawning habitat designed to determine differences in larval survival characteristics between habitats (no great differences were detected). These collections were taken over a period of three days at each site with the location of the collections being determined by the position of two drifters. Collections were taken at 2 Km from each drifter at regular intervals over the three days. Within a site the

distance between collection localities ranged from about 4 to 18 Km (<1 hr); the distance between the two sites was about 150 Km.

The collections taken in 1985 within a site may be useful for examining small scale temporal and spatial variation of faunistics of anchovy spawning habitat, whereas those taken in conjunction with the EP surveys provide a measure of faunistic variation over the entire habitat and between years.

Maps of the collections processed are shown in Figures 1,2 and 3.

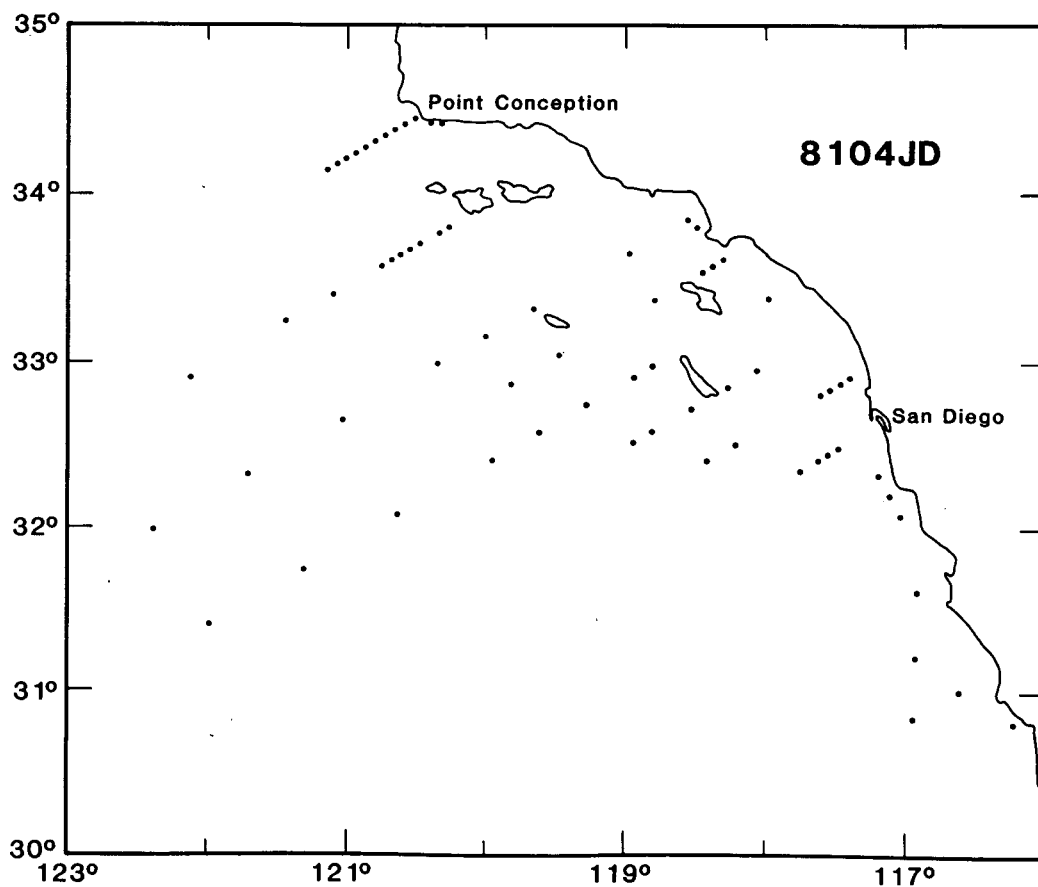


Figure 1. Station locations for 333µm CALVET collections during egg production survey 8104 JD.

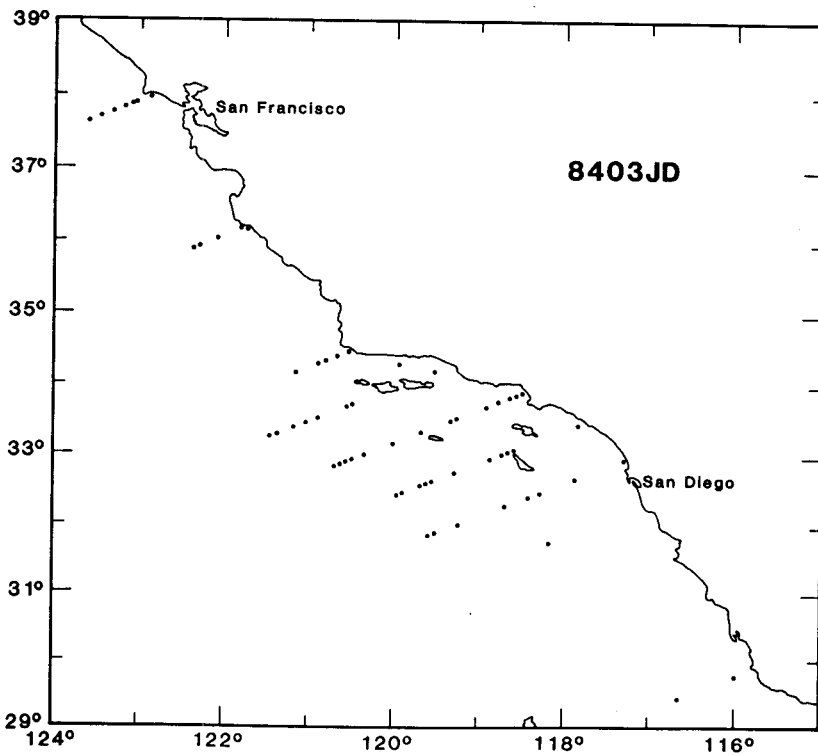
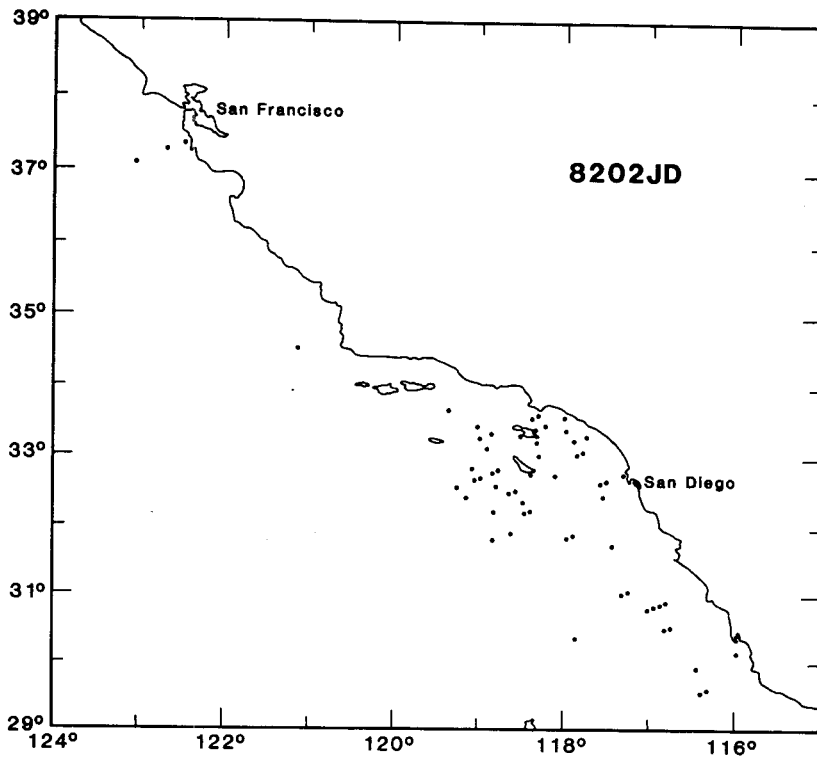


Figure 2. A. Station locations for 333 μ m CALVET collections during egg production survey 8202 JD. B. Station locations for 333 μ m PAIROVET collections during egg production survey 8403 JD.

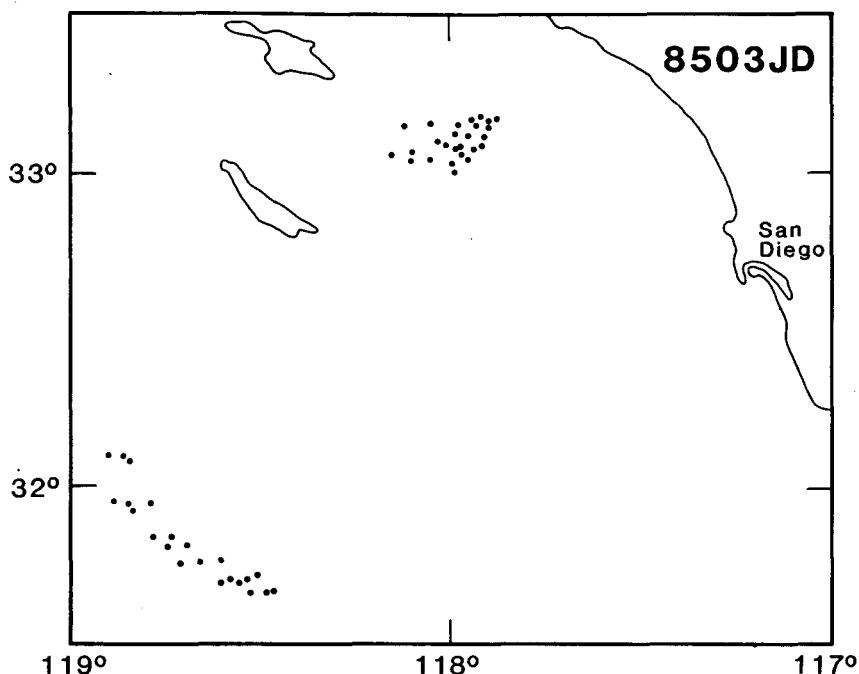


Figure 3. Station locations for 333µm PAIROVET collections at habitat study sites 1 and 2 (8503 JD).

RESULTS

The numbers of collections analyzed for each cruise are given in Table 1 and in Table 2 we summarize the abundance of anchovy eggs and larvae at each collection site. In Table 3 we list the ten most abundant taxa taken in each survey. Data associated with each collection are given in Table 4. The abundance and frequency of occurrence and other count statistics are given in Tables 5-8. The 1985 table is also presented by study site in tables 9 and 10. Counts of taxa by sex and life history stage are not identified in Tables 5-10 but are available in the data files at the SWFC (NMFS). Table 11 lists the species identified and their references.

DATA FILES

The file HEAD.DAT contains information associated with each 333µm mesh CALVET collection. TAXN81.DAT, TAXN82.DAT, TAXN84.DAT and TAXN85.DAT contain a code, sex or life history stage, and uncorrected count for each taxon identified in a collection. FISH81.DAT, FISH82.DAT, FISH84.DAT and FISH85.DAT contain the same information as the TAXN files for fish eggs and larvae identified in associated 150µm mesh CALVET net catches. The file INFO.TXT describes the data files, taxon codes, taxon descriptions, and sex or life history stage codes.

Table 1. Numbers of zooplankton collections, taxa identified and total number of identified specimens.

YEAR	MONTH	SURVEY ¹	NUMBER OF COLLECTIONS	TOTAL TAXA IDENTIFIED ²	TOTAL SPECIMENS IDENTIFIED
1981	Apr	EP	69	300	234,518
1982	Feb	EP	60	246	78,183
1984	Mar	EP	64	263	105,212
1985	Mar	H85-1	26	147	35,221
1985	Mar	H85-2	<u>24</u>	133	<u>13,122</u>
All	--	--	243		466,256

¹EP = Egg production method survey; H85-1, H85-2 = Habitat '85 Sites 1 and 2.

²The total number of taxa identified for all four years was 484.

Table 2. Numbers of collections by survey within anchovy egg and larval abundance classes¹. The total number of collections per survey are given in Table 1.

Class	Survey									
	8104		8202		8403		8503 Site 1		8503 Site 2	
	Eggs	Larvae	Eggs	Larvae	Eggs	Larvae	Eggs	Larvae	Eggs	Larvae
0	34	27	36	31	44	26	0	0	9	3
1-4	2	7	0	8	3	16	2	1	9	8
4-16	3	7	0	6	3	11	0	2	2	8
17-64	4	20	0	12	5	11	8	18	4	5
65-256	24	8	24	3	9	0	16	5	0	0
>256	2	0	0	0	0	0	0	0	0	0

¹Numbers of anchovy eggs and larvae from 150 micron mesh CALVET collections.

Table 3. The ten most abundant taxa and their frequency of occurrence in surveys 8104 JD, 8202 JD, 8403 JD, 8503 JD (Sites 1 + 2), 8503 JD (Site 1) and 8503 JD (Site 2)¹.

8104 JD (69 collections)			
Taxon	Frequency	N	Mean
THYSANOESSA GREGARIA	.04	3	109.0
FRITILLARIA PELLUCIDA	.81	56	106.8
DOLIOLETTA DENTICULUM	.16	11	98.9
MEMBRANIPORA LARVAE	.90	62	89.5
EUCALANUS INERMIS	.45	31	88.7
PSEUDOCALANUS GRACILIS	.13	9	87.3
SCOLECITHRICELLA MINOR	.80	55	85.3
CLAUSOCALANUS PERGENS	.65	45	85.1
OITHONA SIMILIS	.06	4	81.0
PARACALANUS PARVUS	.52	36	80.7

8202 JD (60 collections)			
Taxon	Frequency	N	Mean
NYCTIPHANES SIMPLEX	.07	4	323.5
NEMATOSCELIS DIFFICILIS	.30	18	113.9
ACARTIA CLAUSI	.70	42	98.2
EVADNE TERGESTINA	.55	33	85.0
CALANUS PACIFICUS	.97	58	84.8
THYSANOESSA RASCHII	.02	1	83.0
PARACALANUS PARVUS	.83	50	77.1
EVADNE NORDMANNI	.57	34	75.1
STYLOCHEIRON CARINATUM	.08	5	67.6
CANDACIA PECTINATA	.05	3	66.7

8403 JD (64 collections)			
Taxon	Frequency	N	Mean
OIKOPLEURA FUSIFORMIS	.70	45	136.4
CALANUS PACIFICUS	.95	61	119.0
EUPHAUSIID EGGS	.27	17	105.4
RHINICALANUS NASUTUS	.78	50	101.3
OIKOPLEURA RUFESCENS	.02	1	101.0
PARACALANUS PARVUS	.72	46	90.3
PLEUROMAMMA BOREALIS	.83	53	86.7
FRITILLARIA PELLUCIDA	.83	53	86.2
FORAMINIFERA	.86	55	85.8
OIKOPLEURA CALIFORNICA	.88	56	85.2

¹See Tables 5-10 for standard deviation (SD), sum, minimum, maximum and median numbers of organisms.

Table 3. cont'd.

8503 JD Site 1 + Site 2 (50 collections)			
Taxon	Frequency	N	Mean
EUPHAUSIID EGGS & LARVAE	.66	33	91.4
OIKOPLEURA SPP.	.02	1	89.0
METRIDIA PACIFICA	.78	39	67.1
CALANUS PACIFICUS	.94	47	53.8
ACARTIA CLAUSI	.78	39	51.9
HETERORHABDUS PAPILLIGER	.68	34	48.5
EVADNE TERGESTINA	.94	47	45.2
OIKOPLEURA CALIFORNICA	.84	42	42.5
CTENOCALANUS LONGICORNIS	.68	34	41.1
PARACALANUS PARVUS	.86	43	40.9

8503 JD Site 1 (26 collections)			
Taxon	Frequency	N	Mean
EUPHAUSIID EGGS & LARVAE	.96	25	117.6
METRIDIA PACIFICA	.81	21	105.0
OIKOPLEURA SPP.	.04	1	89.0
CALANUS PACIFICUS	1.00	26	75.3
PEGEA CONFEDERATA	.08	2	71.5
ACARTIA CLAUSI	1.00	26	71.0
HETERORHABDUS PAPILLIGER	.92	24	64.8
PLEUROMAMMA BOREALIS	.58	15	55.2
EVADNE TERGESTINA	1.00	26	51.4
PARACALANUS PARVUS	1.00	26	46.1

8503 JD Site 2 (24 collections)			
Taxon	Frequency	N	Mean
OIKOPLEURA CALIFORNICA	.71	17	51.8
SCOLECITHRICELLA MINOR	.50	12	41.2
SCOLECITHRICELLA OVATA	.46	11	38.5
EVADNE TERGESTINA	.88	21	37.5
SCOLECITHRICELLA DENTATA	.17	4	37.5
CLAUSOCALANUS FURCATUS	.83	20	36.2
CTENOCALANUS LONGICORNIS	.38	9	33.3
PARACALANUS PARVUS	.17	17	33.0
SCOLECITHRICELLA VITTATA	.79	19	31.0
SAGITTA EUNERITICA	.92	22	30.4

Table 4. Data associated with 333 μ m CALVET or PAIROVET collections.

EP survey 8104 JD							
COLL. NO.	CALCOFI LINE	STATION	POSITION		DATE YYMMDD	TOW TIME (PST)	VOL. H ₂ O STRAINED (m ³)
			NORTH LATITUDE	WEST LONGITUDE			
5	96.3	30.0	32°19.6'	117°11.5'	81 4 1	0025	2.2
7	97.0	30.0	32 12.3	117 06.8	81 4 1	0144	3.3
9	97.7	30.0	32 05.1	117 02.1	81 4 1	0254	3.5
95	105.0	30.0	30 49.2	116 13.2	81 4 3	1756	1.1
104	103.3	33.0	31 00.9	116 36.6	81 4 4	0145	3.6
109	103.3	38.0	30 51.1	116 56.7	81 4 4	0555	3.3
121	101.7	35.0	31 13.5	116 55.4	81 4 4	1409	3.7
135	100.0	32.0	31 37.2	116 54.7	81 4 5	0145	3.0
184	95.0	36.0	32 21.1	117 44.9	81 4 6	1322	3.3
186	95.0	34.0	32 25.1	117 36.7	81 4 6	1434	3.7
187	95.0	33.0	32 27.1	117 32.6	81 4 6	1505	3.3
188	95.0	32.0	32 29.1	117 28.5	81 4 6	1533	3.0
198	93.3	28.0	32 54.8	117 23.7	81 4 7	2219	3.5
199	93.3	29.0	32 52.9	117 27.7	81 4 7	2348	3.4
200	93.3	30.0	32 50.8	117 31.9	81 4 8	0035	3.7
201	93.3	31.0	32 48.8	117 36.0	81 4 8	0150	3.8
210	93.3	40.0	32 30.9	118 12.6	81 4 8	0745	3.6
213	93.3	43.0	32 24.8	118 25.1	81 4 8	1015	3.6
230	90.0	90.0	31 25.0	121 59.3	81 4 9	2032	3.4
231	90.0	80.0	31 45.1	121 18.9	81 4 10	0235	3.6
232	90.0	70.0	32 05.8	120 38.7	81 4 10	0835	3.4
233	90.0	60.0	32 25.1	119 57.6	81 4 10	1452	3.4
234	90.0	55.0	32 34.9	119 37.3	81 4 10	1826	3.4
239	90.0	50.0	32 45.1	119 16.5	81 4 10	2343	3.6
244	90.0	45.0	32 55.1	118 56.1	81 4 11	0325	3.3
246	90.0	43.0	32 59.0	118 47.8	81 4 11	0555	3.4
257	90.0	31.0	33 23.1	117 58.5	81 4 11	1508	3.6
273	91.7	35.0	32 57.4	118 03.3	81 4 12	0225	3.5
276	91.7	38.0	32 51.4	118 15.6	81 4 12	0405	3.6
280	91.7	42.0	32 43.4	118 32.0	81 4 12	0620	3.4
284	91.7	46.0	32 35.4	118 48.3	81 4 12	0855	3.4
286	91.7	48.0	32 31.4	118 56.6	81 4 12	1035	3.4
302	88.3	55.0	32 52.6	119 49.0	81 4 12	2115	3.5
307	88.3	50.0	33 02.7	119 28.6	81 4 13	0115	3.5
317	88.3	40.0	33 22.7	118 47.3	81 4 13	0655	3.5
321	88.3	35.0	33 32.7	118 26.7	81 4 13	0940	3.4
322	88.3	34.0	33 34.7	118 22.5	81 4 13	1010	3.4
323	88.3	33.0	33 36.7	118 18.4	81 4 13	1050	3.5
326	87.0	33.6	33 49.1	118 29.8	81 4 13	1248	3.5
328	86.7	34.0	33 51.4	118 33.6	81 4 13	1449	3.6
333	86.7	40.0	33 39.5	118 58.2	81 4 13	1903	3.5
343	86.7	50.0	33 19.4	119 39.8	81 4 14	0300	3.2
348	86.7	55.0	33 09.4	120 00.4	81 4 14	0650	3.6
349	86.7	60.0	32 59.4	120 21.0	81 4 14	1105	3.4
350	86.7	70.0	32 39.3	121 02.5	81 4 14	1809	3.5

Table 4. cont'd.

EP survey 8104 JD cont'd.							
COLL. NO.	CALCOFI LINE STATION		POSITION		DATE YYMMDD	TOW TIME (PST)	VOL. H ₂ O STRAINED (m ³)
			NORTH LATITUDE	WEST LONGITUDE			
351	86.7	80.0	32°19.4'	121°42.8'	81 414	2338	3.4
352	86.7	90.0	31 59.4	122 23.6	81 415	0525	3.5
354	83.3	80.0	32 54.7	122 07.7	81 415	1543	3.6
355	83.3	70.0	33 14.7	121 26.6	81 415	2120	3.3
356	83.3	65.0	33 24.7	121 05.9	81 416	0100	3.6
357	83.3	60.0	33 34.7	120 45.3	81 416	0445	3.4
358	83.3	59.0	33 36.8	120 41.1	81 416	0605	3.3
359	83.3	58.0	33 38.6	120 37.0	81 416	0635	3.5
360	83.3	57.0	33 40.7	120 32.9	81 416	0725	3.5
361	83.3	56.0	33 42.6	120 28.8	81 416	0905	3.1
363	83.3	54.0	33 46.7	120 20.4	81 416	1236	3.5
364	83.3	53.0	33 48.7	120 16.3	81 416	1332	3.8
436	80.5	49.0	34 25.6	120 19.7	81 419	0610	2.0
437	80.3	49.8	34 26.0	120 24.2	81 419	0640	0.9
438	80.0	51.0	34 27.0	120 31.4	81 419	0740	3.3
439	80.0	52.0	34 25.0	120 35.6	81 419	0900	3.2
440	80.0	53.0	34 22.9	120 39.8	81 419	0935	3.6
441	80.0	54.0	34 21.0	120 43.9	81 419	1010	3.6
442	80.0	55.0	34 19.0	120 48.0	81 419	1115	3.6
443	80.0	56.0	34 17.0	120 52.3	81 419	1254	3.5
444	80.0	57.0	34 15.0	120 56.5	81 419	1326	3.5
445	80.0	58.0	34 13.0	121 00.7	81 419	1358	3.5
446	80.0	59.0	34 11.0	121 04.8	81 419	1429	3.3
447	80.0	60.0	34 09.0	121 09.0	81 419	1544	3.4

EP survey 8202 JD							
COLL. NO.	CALCOFI LINE STATION		POSITION		DATE YYMMDD	TOW TIME (PST)	VOL. H ₂ O STRAINED (m ³)
			NORTH LATITUDE	WEST LONGITUDE			
20	63.3	50.0	37°02.6'	122°28.4'	82 119	1837	1.1
23	63.3	53.0	37 16.6	122 41.4	82 119	2200	3.3
28	63.3	58.0	37 06.6	123 03.1	82 120	0228	3.5
135	78.3	57.0	34 32.7	121 08.7	82 127	0018	3.5
292	85.8	44.0	33 40.7	119 21.3	82 2 1	0925	3.2
370	87.5	42.0	33 27.1	119 01.2	82 2 6	1655	3.3
379	88.3	33.0	33 36.7	118 18.4	82 2 7	0056	3.3
380	88.3	34.0	33 34.7	118 22.5	82 2 7	0129	3.3
386	88.3	41.0	33 20.7	118 51.5	82 2 7	0531	3.5
388	88.3	43.0	33 16.7	118 59.7	82 2 7	0635	3.4
443	89.1	43.0	33 08.4	118 54.2	82 2 8	1435	3.3
449	89.1	37.0	33 20.4	118 29.4	82 2 8	1750	2.5
450	89.1	35.0	33 24.4	118 21.2	82 2 8	2029	3.3

Table 4. cont'd.

EP survey 8202 JD cont'd.							
COLL. NO.	CALCOFI LINE STATION		POSITION		DATE YYMMDD	TOW TIME (PST)	VOL. H ₂ O STRAINED (m ³)
			NORTH LATITUDE	WEST LONGITUDE			
452	89.1	33.0	33°28.4'	118°12.9'	82 2 8	2217	3.3
454	89.1	29.8	33 35.0	117 59.6	82 2 8	2359	1.8
458	90.0	31.0	33 23.1	117 58.5	82 2 9	0625	3.3
461	90.0	36.0	33 13.1	118 19.1	82 2 9	0840	3.2
470	90.0	47.0	32 51.1	119 04.3	82 2 9	1851	3.3
513	90.8	51.0	32 34.8	119 15.1	82 211	0815	3.0
516	90.8	48.0	32 40.8	119 02.9	82 211	1010	3.3
517	90.8	47.0	32 42.8	118 58.8	82 211	1035	3.4
519	90.8	45.0	32 46.8	118 50.6	82 211	1145	3.4
520	90.8	44.0	32 48.8	118 46.5	82 211	1220	3.4
529	90.8	37.0	33 02.8	118 17.7	82 211	2007	3.3
535	90.8	31.0	33 14.8	117 53.0	82 211	2328	3.4
537	90.8	29.0	33 18.8	117 44.8	82 212	0126	3.4
544	91.7	31.0	33 05.4	117 46.9	82 212	1957	3.5
545	91.7	32.0	33 03.4	117 51.0	82 212	2039	3.4
553	91.7	40.0	32 47.4	118 23.8	82 213	0145	3.5
559	91.7	46.0	32 35.4	118 48.4	82 213	0521	3.5
564	91.7	51.0	32 25.4	119 08.9	82 213	0900	3.4
609	92.5	45.0	32 29.1	118 38.8	82 214	1245	3.5
610	92.5	44.0	32 31.1	118 34.7	82 214	1320	3.4
617	92.5	37.0	32 45.1	118 06.0	82 214	1715	3.5
648	93.3	44.0	32 22.8	118 29.2	82 216	2004	3.4
653	93.3	49.0	32 12.8	118 49.6	82 217	0045	3.4
700	94.1	45.0	32 12.5	118 27.7	82 218	1520	3.3
701	94.1	44.0	32 14.5	118 23.7	82 218	1551	3.3
713	94.1	32.0	32 38.5	117 34.6	82 219	0020	3.5
714	94.1	31.0	32 40.5	117 30.5	82 219	0107	3.4
717	94.1	28.0	32 46.5	117 18.2	82 219	0320	1.9
723	95.0	33.0	32 27.1	117 32.6	82 220	1831	3.4
739	95.0	49.0	31 55.1	118 37.8	82 221	0410	3.4
742	95.0	52.0	31 49.1	118 50.0	82 221	0555	3.2
789	96.7	42.0	31 51.4	117 57.7	82 222	2214	3.5
790	96.7	41.0	31 53.4	117 53.6	82 222	2249	3.4
812	98.3	37.0	31 44.8	117 26.5	82 223	2255	3.1
880	101.7	40.0	31 03.5	117 15.5	82 227	0145	3.5
881	101.7	41.0	31 01.5	117 19.5	82 227	0216	3.5
899	103.3	52.0	30 22.9	117 52.7	82 227	1557	3.4
912	103.3	39.0	30 48.9	117 00.7	82 228	0513	3.5
913	103.3	38.0	30 50.9	116 56.7	82 228	0545	3.4
914	103.3	37.0	30 52.9	116 52.6	82 228	0619	3.4
915	103.3	36.0	30 54.9	116 48.6	82 228	0651	3.4
931	105.0	38.0	30 33.2	116 45.2	82 228	2307	3.3
932	105.0	39.0	30 31.2	116 49.2	82 228	2338	3.3
964	108.3	32.0	30 10.9	115 59.2	82 3 2	0910	3.4
971	108.3	39.0	29 56.9	116 27.1	82 3 2	1303	3.4

Table 4. cont'd.

EP survey 8202 JD cont'd.							
COLL. NO.	CALCOFI LINE STATION		POSITION		DATE YYMMDD	TOW TIME (PST)	VOL. H ₂ O STRAINED (m ³)
			NORTH LATITUDE	WEST LONGITUDE			

992	110.0	41.0	29°35.2'	116°23.6'	82 3 3	0507	3.4
993	110.0	40.0	29 37.2	116 19.7	82 3 3	0625	3.4

EP survey 8403 JD							
COLL. NO.	CALCOFI LINE STATION		POSITION		DATE YYMMDD	TOW TIME (PST)	VOL. H ₂ O STRAINED (m ³)
			NORTH LATITUDE	WEST LONGITUDE			

1	60.0	50.0	37°56.8'	122°52.9'	84 209	1215	1.9
2	60.0	52.5	37 51.8	123 03.8	84 209	1445	3.3
3	60.0	53.0	37 50.8	123 06.0	84 2 9	1540	3.6
4	60.0	54.0	37 48.8	123 10.3	84 2 9	1630	3.6
6	60.0	56.0	37 44.8	123 19.2	84 2 9	1940	3.5
8	60.0	58.0	37 40.8	123 27.8	84 2 9	2055	3.6
10	60.0	60.0	37 36.8	123 36.5	84 2 9	2255	3.4
70	70.0	51.0	36 10.9	121 43.6	84 213	0108	3.3
71	70.0	52.0	36 08.9	121 47.6	84 213	0225	3.3
75	70.0	56.0	36 00.9	122 04.9	84 213	0656	3.5
78	70.0	59.0	35 54.9	122 17.6	84 213	0848	3.4
79	70.0	60.0	35 52.9	122 21.8	84 213	1052	3.3
137	80.0	51.0	34 27.0	120 31.3	84 216	0610	2.9
139	80.0	53.0	34 23.0	120 39.8	84 216	0803	3.4
141	80.0	55.0	34 19.0	120 48.0	84 216	1025	3.4
142	80.0	56.0	34 17.0	120 52.3	84 216	1205	3.5
190	82.0	46.0	34 16.1	119 56.2	84 219	1252	3.3
199	83.3	42.0	34 10.7	119 30.5	84 220	0025	3.2
203	83.3	51.0	33 52.6	120 08.0	84 220	0613	3.5
208	83.3	56.0	33 42.7	120 28.6	84 220	1203	3.3
209	83.3	57.0	33 40.7	120 32.8	84 220	1242	3.4
213	80.0	60.0	34 09.0	121 09.0	84 220	2135	3.4
260	83.3	70.0	33 14.7	121 26.5	84 223	2325	3.5
261	83.3	69.0	33 16.7	121 22.4	84 224	0107	3.5
264	83.3	66.0	33 22.7	121 10.1	84 224	0247	3.4
266	83.3	64.0	33 26.8	121 01.9	84 224	0530	3.5
268	83.3	62.0	33 30.7	120 53.5	84 224	0638	3.6
276	86.7	65.0	32 49.3	120 41.5	84 224	2030	3.5
277	86.7	64.0	32 51.4	120 37.3	84 224	2300	3.5
278	86.7	63.0	32 53.2	120 33.2	84 225	0005	3.4
279	86.7	62.0	32 55.4	120 29.2	84 225	0105	3.4
320	86.7	33.0	33 53.4	118 29.4	84 227	0005	2.4
321	86.7	34.0	33 51.4	118 33.6	84 227	0135	3.2
322	86.7	35.0	33 49.4	118 37.7	84 227	0244	3.3
352	86.7	60.0	32 59.4	120 21.0	84 228	1525	3.2

Table 4. cont'd.

EP survey 8403 JD cont'd.							
COLL. NO.	CALCOFI LINE STATION	POSITION		DATE YYMMDD	TOW TIME (PST)	VOL. H ₂ O STRAINED (m ³)	
		NORTH LATITUDE	WEST LONGITUDE				
357	86.7	55.0	33°09.4'	120°00.3'	84 228	2250	3.5
362	86.7	50.0	33 19.4	119 39.8	84 229	0502	3.4
367	86.7	45.0	33 29.4	119 19.1	84 229	0957	3.6
368	86.7	44.0	33 31.4	119 15.0	84 229	1248	3.3
377	86.7	39.0	33 41.4	118 54.3	84 3 1	0249	3.4
379	86.7	37.0	33 45.3	118 46.0	84 3 1	0432	3.3
424	90.0	29.0	33 27.1	117 50.2	84 3 2	2100	3.2
433	90.0	40.0	33 05.1	118 35.6	84 3 3	0710	3.2
434	90.0	41.0	33 03.1	118 39.7	84 3 3	0745	3.4
435	90.0	42.0	33 01.0	118 43.8	84 3 3	0814	3.4
437	90.0	44.0	32 57.0	118 52.1	84 3 3	0915	3.2
443	90.0	50.0	32 45.0	119 16.5	84 3 4	0949	3.3
447	90.0	54.0	32 37.1	119 33.0	84 3 4	1345	3.3
448	90.0	55.0	32 35.1	119 37.1	84 3 4	1420	3.4
449	90.0	56.0	32 33.1	119 41.2	84 3 4	1450	3.3
452	90.0	59.0	32 27.1	119 53.5	84 3 4	1625	3.4
453	90.0	60.0	32 25.1	119 57.6	84 3 4	1700	3.3
539	93.3	26.7	32 57.4	117 18.2	84 3 7	0928	2.6
548	93.3	35.0	32 40.7	117 52.4	84 3 8	1051	3.2
554	93.3	41.0	32 28.7	118 16.9	84 3 8	1830	3.3
556	93.3	43.0	32 24.7	118 25.1	84 3 8	2030	3.3
560	93.3	47.0	32 16.8	118 41.4	84 3 9	0140	3.2
568	93.3	55.0	32 00.8	119 14.0	84 3 9	0712	3.5
572	93.3	59.0	31 52.7	119 30.1	84 3 9	1040	3.5
573	93.3	60.0	31 50.7	119 34.3	84 3 9	1110	3.4
627	96.7	45.0	31 45.4	118 09.8	84 314	0630	3.1
685	100.0	29.2	31 42.5	116 43.4	84 316	2230	1.4
780	110.0	35.0	29 47.1	115 59.7	84 320	1038	3.3
786	110.0	45.0	29 27.2	116 39.5	84 320	1900	3.3

Habitat study Site 1 (8503 JD)								
DRIFTER	COLL. NO.	CALCOFI LINE STATION	POSITION		DATE YYMMDD	TOW TIME (PST)	VOL. H ₂ O STRAINED (m ³)	
			NORTH LATITUDE	WEST LONGITUDE				
B	3	90.7	34.3	33°09.0'	118°07.0'	85 320	0844	2.3
B	5	90.8	33.5	33 09.6	118 03.3	85 320	1200	2.3
A	7	91.1	34.7	33 04.5	118 06.5	85 320	1605	2.2
A	9	91.0	35.3	33 04.5	118 09.8	85 320	1827	2.2
B	11	91.1	33.7	33 06.4	118 02.0	85 321	0204	2.3
B	13	91.1	33.0	33 07.8	117 59.4	85 321	0512	2.3
A	15	91.3	34.3	33 03.4	118 03.4	85 321	0855	2.3
A	17	91.2	34.9	33 03.2	118 06.4	85 321	1055	2.4

Table 4. cont'd.

Habitat study Site 1 (8503 JD) cont'd.								
DRIFTER	COLL. NO.	CALCOFI LINE STATION	POSITION		DATE YYMMDD	TOW TIME (PST)	VOL. H ₂ O STRAINED (m ³)	
			NORTH LATITUDE	WEST LONGITUDE				
B	19	91.0	32.7	33° 09.1'	117° 58.5'	85 321	1430	2.4
B	21	91.1	32.2	33 09.1	117 55.7	85 321	1601	2.3
A	23	91.5	33.2	33 03.3	117 57.4	85 321	2130	2.4
A	25	91.5	33.8	33 02.2	118 00.2	85 321	2315	2.4
B	27	91.2	32.7	33 07.2	117 57.5	85 322	0206	2.3
B	29	91.3	32.3	33 07.2	117 54.9	85 322	0345	2.4
A	31	91.4	33.3	33 03.7	117 58.4	85 322	0655	2.6
A	33	91.2	33.5	33 06.0	118 01.0	85 322	0840	2.3
A	34	91.6	33.9	33 00.8	117 59.6	85 322	1120	2.3
B	35	91.0	32.2	33 10.1	117 56.3	85 322	1325	2.3
B	37	91.1	31.7	33 10.1	117 53.6	85 322	1505	2.4
A	39	91.4	32.5	33 05.3	117 55.0	85 322	1750	2.5
A	41	91.3	33.2	33 05.3	117 58.5	85 322	1915	2.5
B	43	91.0	31.9	33 10.3	117 55.2	85 322	2230	2.3
B	45	91.1	31.5	33 10.3	117 52.6	85 323	0026	2.4
B	46	91.2	31.9	33 09.1	117 54.0	85 323	0215	2.4
B	47	91.4	32.8	33 05.4	117 56.7	85 323	0350	2.5
A	49	91.3	33.3	33 05.4	117 59.4	85 323	0538	2.5

Habitat study Site 2 (8503 JD)								
DRIFTER	COLL. NO.	CALCOFI LINE STATION	POSITION		DATE YYMMDD	TOW TIME (PST)	VOL. H ₂ O STRAINED (m ³)	
			NORTH LATITUDE	WEST LONGITUDE				
B	53	93.6	50.6	32° 06.0'	118° 53.9'	85 324	2110	2.6
B	55	93.8	50.1	32 05.9	118 50.8	85 324	2250	2.4
A	57	93.7	50.2	32 05.8	118 51.4	85 325	0430	2.7
A	59	93.6	50.6	32 06.4	118 53.9	85 325	0640	2.6
B	61	94.3	51.5	31 56.9	118 52.6	85 325	1205	2.4
B	63	94.5	51.2	31 55.8	118 50.0	85 325	1340	2.5
A	65	94.5	50.5	31 57.2	118 47.2	85 325	1735	2.5
A	67	94.4	51.2	31 56.9	118 50.9	85 325	1945	2.5
A	69	95.2	51.0	31 49.2	118 44.5	85 325	2305	2.6
B	71	95.3	50.4	31 49.3	118 41.6	85 326	0135	2.5
A	73	95.1	50.7	31 50.3	118 43.7	85 326	0500	2.5
A	75	95.0	51.2	31 50.3	118 46.6	85 326	0638	2.3
A	77	95.6	50.4	31 46.5	118 39.7	85 326	1130	2.6
B	79	95.7	49.8	31 46.5	118 36.5	85 326	1305	2.2
A	81	95.6	50.4	31 46.2	118 39.3	85 326	1545	2.3
A	83	95.5	51.1	31 46.2	118 43.2	85 326	1735	2.5
B	85	96.0	50.0	31 42.6	118 34.6	85 326	2045	2.3
B	87	96.1	49.1	31 43.8	118 30.8	85 326	2235	1.7
A	89	96.1	49.8	31 41.9	118 33.4	85 327	0045	2.4

Table 4. cont'd.

Habitat study Site 2 (8503 JD) cont'd.								
DRIFTER	COLL. NO.	CALCOFI LINE STATION	POSITION		DATE YMMDD	TOW TIME (PST)	VOL. H ₂ O STRAINED (m ³)	
			NORTH LATITUDE	WEST LONGITUDE				
A	91	96.0 50.3	31° 41.9'	118° 36.2'	85 327	0220	2.3	
B	93	96.3 49.7	31 40.4	118 31.6	85 327	0500	2.4	
B	95	96.4 49.2	31 40.4	118 28.9	85 327	0640	2.5	
A	97	96.4 49.0	31 42.7	118 29.4	85 327	0920	2.4	
A	99	96.1 49.5	31 42.7	118 32.3	85 327	1100	2.3	

Table 5. Taxa caught in 69 CALVET collections (333µm) during survey 8104 JD.

TAXON	COUNTS							ANCHOVY EGGS ²	
	Sum	N ¹	Mean	SD	Min	Max	Median	+	0
MEDUSAE									
AEGINURA BEEBEI	1	1	1.0	--	--	--	--	0	1
AGLAURA HEMISTOMA	910	57	16.0	20.94	1	131	10.0	31	26
BOUGAINVILLIA SUPERCILIARIS	1	1	1.0	--	--	--	--	1	0
CUNINA GLOBOSA	4	3	1.3	0.58	1	2	1.0	3	0
ECTOPLEURA DUMORTIERE	5	2	2.5	2.12	1	4	2.5	1	1
EUPHYSORA BIGELOWI	1	1	1.0	--	--	--	--	1	0
EUPHYSA TENTACULATA	17	8	2.1	0.99	1	3	2.5	6	2
EUPHYSILLA PYRAMIDATA	236	14	16.9	21.13	1	69	6.0	1	13
EUTONINA INDICANS	1	1	1.0	--	--	--	--	0	1
LEUCKARTIARA ZACAE	1	1	1.0	--	--	--	--	1	0
LIRIOPE TETRAPHYLLA	84	29	2.9	2.93	1	13	2.0	10	19
OBELIA SPP.	153	33	4.6	8.59	1	40	2.0	20	13
PHIALIDIUM GREGARIUM	1	1	1.0	--	--	--	--	0	1
PHIALOPSIS DIEGENSIS	10	8	1.2	0.46	1	2	1.0	5	3
PODOCORYNE CARNEA	1	1	1.0	--	--	--	--	1	0
RATHKEA OCTOPUNCTATA	1	1	1.0	--	--	--	--	0	1
RHOPALONEMA VELATUM	17	11	1.5	0.82	1	3	1.0	6	5
SARSIA EXIMIA	1	1	1.0	--	--	--	--	1	0
SARSIA JAPONICA	5	4	1.2	0.50	1	2	1.0	2	2
SARSIA TUBULOSA	1	1	1.0	--	--	--	--	0	1
SOLMUDELLE BITENTACULATA	104	38	2.7	2.69	1	11	1.0	16	22
TIAROPSISIDIUM KELSEYI	2	1	2.0	--	--	--	--	1	0
ZANCLEA ORIENTALIS	1	1	1.0	--	--	--	--	0	1
SIPHONOPHORAE									
AGALMID LARVAE	6	3	2.0	1.00	1	3	2.0	1	2
AGALMA OKENI	7	5	1.4	0.89	1	3	1.0	3	2
BASSIA BASSENSIS	1	1	1.0	--	--	--	--	0	1
CHELOPHYES APPENDICULATA	1786	64	27.9	33.43	1	170	14.5	33	31
DIPHYOPSIS MITRA	1	1	1.0	--	--	--	--	1	0
EPIBULIA RITTERIANA	41	7	5.9	10.67	1	30	2.0	2	5
EUDOXIA MACRA	15	11	1.4	0.92	1	4	1.0	5	6
EUDOXOIDES SPIRALIS	1	1	1.0	--	--	--	--	0	1
LENSIA CHALLENGERI	4	4	1.0	0.00	1	1	1.0	3	1
LENSIA CONOIDEA	1	1	1.0	--	--	--	--	1	0
LENSIA HUNTER	1	1	1.0	--	--	--	--	1	0
LENSIA SUBTILIS	33	3	11.0	17.32	1	31	1.0	1	2
MUGGIAEA ATLANTICA	658	54	12.2	10.99	1	49	9.5	32	22
NECTOCARMEN ANTONIOI	1	1	1.0	--	--	--	--	1	0
PHYSOPHORA HYDROSTATICA	12	12	1.0	0.00	1	1	1.0	8	4
ROSACEA CYMBIFORMIS	1	1	1.0	--	--	--	--	1	0
SPHAERONECTES GRACILIS	456	58	7.9	11.29	1	79	5.5	33	25
STEPHANOMIA BIJUGA	18	16	1.1	0.50	1	3	1.0	5	11

¹Number of positive collections.

²Number of positive collections in which anchovy eggs were present (+) or absent (0).

Table 5. cont'd.

TAXON	COUNTS							ANCHOVY EGGS	
	Sum	N	Mean	SD	Min	Max	Median	+	0
CTENOPHORAE									
BEROE SPP.	2	2	1.0	0.00	1	1	1.0	1	1
BOLINOPSIS VITREA	35	17	2.1	0.97	1	4	2.0	9	8
PLEUROBRACHIA SPP.	2	1	2.0	--	--	--	--	1	0
CHAETOGNATHA									
EUKROHNIA HAMATA	2	2	1.0	0.00	1	1	1.0	1	1
KROHNITTA SUBTILIS	93	43	2.2	1.91	1	10	1.0	24	19
PTEROSAGITTA DRACO	10	10	1.0	0.00	1	1	1.0	6	4
SAGITTA BIERII	653	64	10.2	9.34	1	52	7.4	31	33
SAGITTA BIPUNCTATA	2	1	2.0	--	--	--	--	1	0
SAGITTA DECIPIENS	38	17	2.2	1.03	1	4	2.0	6	11
SAGITTA ENFLATA	65	30	2.2	3.66	1	21	1.0	15	15
SAGITTA EUNERITICA	2660	66	40.3	31.33	1	173	33.0	34	32
SAGITTA HEXAPTERA	3	3	1.0	0.00	1	1	1.0	2	1
SAGITTA MINIMA	1144	68	16.8	13.75	1	72	12.0	33	35
SAGITTA PSEUDOSERRATODENTATA	122	23	5.3	5.53	1	22	4.0	5	18
SAGITTA SCRIPPSAE	5	5	1.0	0.00	1	1	1.0	1	4
POLYCHAETA									
APHRODITIDAE	4	2	2.0	1.41	1	3	2.0	1	1
AUTOLYTUS SP.	2	2	1.0	0.00	1	1	1.0	1	1
MAGELONA SP.	277	26	10.6	17.23	1	73	3.0	16	10
MAUPAUSIA SP.	1	1	1.0	--	--	--	--	0	1
NEREIDS	1	1	1.0	--	--	--	--	1	0
OPHIURICOLA SP.	3	1	3.0	--	--	--	--	1	0
PECTINARIA LARVAE	1	1	1.0	--	--	--	--	1	0
PECTINOPHELIA SP.	2	2	1.0	0.00	1	1	1.0	2	0
PHALACHROPHORES SP.	2	1	2.0	--	--	--	--	0	1
PHYLLODOCIDS	127	17	7.5	12.02	1	37	2.0	11	6
PLATYNEREIS SP.	1	1	1.0	--	--	--	--	1	0
PRIONOSPPIO SP.	1	1	1.0	--	--	--	--	0	1
PROCERAEA SP.	1	1	1.0	--	--	--	--	1	0
PROLOPADORHYNCHUS SP.	2	1	2.0	--	--	--	--	0	1
RHYNCHONERELLA SP.	1	1	1.0	--	--	--	--	1	0
SAGITTELLA SP.	5	3	1.7	0.58	1	2	2.0	1	2
SPIONIDS	115	23	5.0	7.34	1	33	3.0	12	11
SYLLIDS	2	2	1.0	0.00	1	1	1.0	1	1
TOMOPTERIS HELGOLANDICA	36	7	5.1	10.96	1	30	1.0	2	5
TOMOPTERIS PLANCTONIS	5	4	1.2	0.50	1	2	1.0	1	3
TOMOPTERIS SEPTENTRIONALIS	3	3	1.0	0.00	1	1	1.0	1	2
TEREBELLID LANICE LARVAE	235	36	6.5	10.15	1	45	2.5	18	18
TRAVISIOPSIS SPP.	2	2	1.0	0.00	1	1	1.0	0	2
TROCHOPHORE LARVAE	309	23	13.4	38.55	1	180	2.0	2	21
TYPHLOSCOLEX SPP. LARVAE	9	5	1.8	1.10	1	3	1.0	2	3
AMPHIPODA									
ARCHAEOSCINA SP.	1	1	1.0	--	--	--	--	1	0
HYPERIIDS	44	10	4.4	9.37	1	31	1.0	1	9
METALANCEOLA SP.	1	1	1.0	--	--	--	--	1	0
PARATHEMISTO SP.	1	1	1.0	--	--	--	--	1	0

Table 5. cont'd.

TAXON	COUNTS							ANCHOVY EGGS		
	Sum	N	Mean	SD	Min	Max	Median	+	0	
PHRONIMA SP.	10	3	3.3	2.08	1	5	4.0	0	3	
PHROSINA SP.	1	1	1.0	--	--	--	--	0	1	
PRIMNO SP.	9	7	1.3	0.49	1	2	1.0	1	6	
OTHER PHRONIMIDAE	1	1	1.0	--	--	--	--	0	1	
THAMNEUS SP.	1	1	1.0	--	--	--	--	1	0	
CLADOCERA										
EVADNE NORDMANNI	3193	29	110.1	119.35	3	564	90.4	27	2	
EVADNE SPINIFERA	1016	3	338.7	542.56	13	965	38.0	3	0	
EVADNE TERGESTINA	11986	63	190.2	404.74	1	2467	92.0	34	29	
COPEPODA										
ACARTIIDAE										
ACARTIA CLAUSI	8569	55	155.8	278.37	1	1820	68.0	33	22	
ACARTIA DANAE	1270	37	34.3	35.74	1	127	30.0	16	21	
ACARTIA LONGIREMIS	34	2	17.0	21.21	2	32	17.0	2	0	
ACARTIA NEGLIGENS	12	4	3.0	1.83	1	5	3.0	1	3	
ACARTIA TONSA	67	2	33.5	41.72	4	63	33.5	2	0	
AETIDEIDAE										
AETIDEUS ARMATUS	8	3	2.7	2.89	1	6	1.0	0	3	
AETIDEUS GIESBRECHTI	8	6	1.3	0.52	1	2	1.0	4	2	
CHIRUNDINA STREETSI	8	5	1.6	0.55	1	2	2.0	4	1	
EUCHIRELLA AMOENA	1	1	1.0	--	--	--	--	0	1	
EUCHIRELLA CURTICAUDA	34	8	4.2	4.59	1	15	3.0	6	2	
EUCHIRELLA MAXIMA	3	2	1.5	0.71	1	2	1.5	0	2	
EUCHIRELLA ROSTRATA	51	9	5.7	9.97	1	32	2.0	4	5	
GAIDIUS PUNGENS	34	6	5.7	5.72	1	16	4.0	4	2	
UNDEUCHAETA INTERMEDIA	3	2	1.5	0.71	1	2	1.5	2	0	
UNDEUCHAETA MAJOR	6	4	1.5	0.58	1	2	1.5	3	1	
UNDEUCHAETA MINOR	7	4	1.8	1.50	1	4	1.0	2	2	
UNDEUCHAETA PLUMOSA	5	4	1.2	0.50	1	2	1.0	4	0	
AUGAPTILIDAE										
HALOPTILUS LONGICORNIS	3	3	1.0	0.00	1	1	1.0	3	0	
CALANIDAE										
CALANIDAE (NAUPLII >333UM)	180	1	180.0	--	--	--	--	0	1	
CALANUS MINOR	862	5	172.4	237.41	1	556	54.0	2	3	
CALANUS PACIFICUS	40635	69	588.9	808.93	2	4028	220.0	34	35	
CALANUS PAUPER	296	15	19.7	30.79	1	90	4.0	8	7	
CALANUS PLUMCHRUS	13	4	3.2	3.20	1	8	2.0	3	1	
CALANUS TENUICORNIS	15	6	2.5	3.67	1	10	1.0	4	2	
UNDINULA DARWINI	15	6	2.5	1.38	1	4	2.5	2	4	
UNDINULA VULGARIS	3	3	1.0	0.00	1	1	1.0	3	0	
CANDACIIDAE										
CANDACIA AETHIOPICA	3	3	1.0	0.00	1	1	1.0	0	3	
CANDACIA BIPINNATA	24	15	1.6	0.74	1	3	1.0	4	11	
CANDACIA CURTA	66	18	3.7	6.95	1	31	2.0	7	11	
CANDACIA GUGGENHEIMI	8	1	8.0	--	--	--	--	0	1	
CANDACIA LONGIMANA	5	2	2.5	2.12	1	4	2.5	0	2	
CANDACIA PECTINATA	2	2	1.0	0.00	1	1	1.0	0	2	
CANDACIA POPI	3	1	3.0	--	--	--	--	0	1	

Table 5. cont'd.

TAXON	COUNTS							ANCHOVY EGGS	
	Sum	N	Mean	SD	Min	Max	Median	+	0
CANDACIA TRUNCATA	30	1	30.0	--	--	--	--	0	1
CANDACIA VARICANS	79	23	3.4	6.39	1	32	2.0	13	10
CENTROPAGIDAE									
CENTROPAGES BRADYI	108	32	3.4	5.76	1	34	2.0	16	16
CENTROPAGES CALANINUS	62	3	20.7	34.06	1	60	1.0	2	1
CENTROPAGES ELONGATUS	1	1	1.0	--	--	--	--	0	1
CENTROPAGES GRACILIS	1	1	1.0	--	--	--	--	0	1
EUCALANIDAE									
EUCALANUS ATTENUATUS	844	12	70.3	136.52	1	455	2.5	3	9
EUCALANUS CALIFORNICUS	1782	62	28.7	33.12	1	186	22.0	30	32
EUCALANUS CRASSUS	56	12	4.7	8.70	1	32	2.0	9	3
EUCALANUS ELONGATUS	2	1	2.0	--	--	--	--	0	1
EUCALANUS INERMIS	2750	31	88.7	115.66	5	570	55.0	24	7
EUCALANUS SUBCRASSUS	1314	17	77.3	148.69	1	433	4.0	4	13
MECYNOCERA CLAUSI	203	28	7.2	11.28	1	32	2.0	14	14
RHINCALANUS NASUTUS	13665	68	201.0	371.60	3	2769	107.5	34	34
EUCHAETIDAE									
EUCHAETIDAE	1	1	1.0	--	--	--	--	0	1
EUCHAETA ACUTA	5	4	1.2	0.50	1	2	1.0	4	0
EUCHAETA BISPINOSA	3	1	3.0	--	--	--	--	0	1
EUCHAETA CONCINNA	3	2	1.5	0.71	1	2	1.5	0	2
EUCHAETA LONGICORNIS	2	1	2.0	--	--	--	--	0	1
EUCHAETA MARINA	2	1	2.0	--	--	--	--	0	1
EUCHAETA MEDIA	53	8	6.6	9.78	1	30	3.0	6	2
EUCHAETA SPINOSA	2	1	2.0	--	--	--	--	1	0
EUCHAETA TENUIS	7	2	3.5	0.71	3	4	3.5	0	2
EUCHAETA WOLFENDENI	2	1	2.0	--	--	--	--	1	0
HETERORHABDIDAE									
HETERORHABDUS PAPILLIGER	384	30	12.8	18.32	1	64	3.5	24	6
LUCICUTIDAE									
LUCICUTIA FLAVICORNIS	339	36	9.4	15.15	1	66	4.0	21	15
METRIDIDAE									
METRIDIA PACIFICA	476	31	15.4	26.35	1	133	6.0	18	13
PLEUROMAMMA ABDOMINALIS	274	27	10.2	15.17	1	74	6.0	14	13
PLEUROMAMMA BOREALIS	646	22	29.4	31.11	1	109	14.0	20	2
PLEUROMAMMA GRACILIS	961	38	25.3	35.67	1	134	7.5	21	17
PLEUROMAMMA QUADRUNGULATA	1	1	1.0	--	--	--	--	0	1
PLEUROMAMMA SCUTULLATA	96	10	9.6	18.58	1	61	2.5	7	3
PLEUROMAMMA XIPHIAS	81	5	16.2	30.68	1	71	3.0	3	2
PARACALANIDAE									
ACROCALANUS GIBBER	300	1	300.0	--	--	--	--	1	0
ACROCALANUS GRACILIS	17	4	4.2	2.06	2	6	4.5	1	3
ACROCALANUS LONGICORNIS	30	1	30.0	--	--	--	--	1	0
ACROCALANUS MONACHUS	2	1	2.0	--	--	--	--	0	1
CALOCALANUS PAVO	42	9	4.7	9.90	1	31	1.0	4	5
CALOCALANUS PAVONICUS	4	3	1.3	0.58	1	2	1.0	2	1
PARACALANUS ACULEATUS	726	5	145.2	229.57	1	540	30.0	4	1
PARACALANUS PARVUS	2905	36	80.7	100.41	1	478	60.5	26	10

Table 5. cont'd.

TAXON	COUNTS							ANCHOVY EGGS		
	Sum	N	Mean	SD	Min	Max	Median	+	0	
PONTELLIDAE										
LABIDOCERA TRISPINOSA	260	28	9.3	14.69	1	67	3.5	21	7	
PONTELLINA PLUMATA	2	1	2.0	--	--	--	--	1	0	
PONTELLOPSIS OCCIDENTALIS	1	1	1.0	--	--	--	--	0	1	
PSEUDOCALANIDAE										
CLAUSOCALANUS ARCUICORNIS	3082	47	65.6	114.16	1	720	35.0	28	19	
CLAUSOCALANUS FURCATUS	1334	25	53.4	49.62	1	180	34.0	21	4	
CLAUSOCALANUS PERGENS	3830	45	85.1	132.24	1	669	60.0	27	18	
CTENOCALANUS LONGICORNIS	210	11	19.0	35.41	1	120	4.0	7	4	
CTENOCALANUS VANUS	1024	5	204.8	357.87	1	840	32.0	3	2	
MICROCALANUS PUSILLUS	2	2	1.0	0.00	1	1	1.0	2	0	
PSEUDOCALANUS ELONGATUS	440	21	21.0	26.43	1	70	3.0	19	2	
PSEUDOCALANUS GRACILIS	786	9	87.3	109.07	1	300	60.0	4	5	
SCOLECITHRICIDAE										
SCAPHOCALANUS ECHINATUS	1	1	1.0	--	--	--	--	0	1	
SCOLECITHRICELLA DENTATA	448	13	34.5	37.43	1	121	32.0	11	2	
SCOLECITHRICELLA MINOR	4692	55	85.3	90.50	1	391	60.0	31	24	
SCOLECITHRICELLA OVATA	437	16	27.3	24.73	1	64	32.0	15	1	
SCOLECITHRICELLA TENUISERRATA	744	18	41.3	42.07	1	122	31.5	13	5	
SCOLECITHRICELLA VITTATA	359	11	32.6	40.32	1	124	9.0	9	2	
SCOLECITHRIX ABYSSALIS	1	1	1.0	--	--	--	--	1	0	
SCOLECITHRIX BRADYI	5	4	1.2	0.50	1	2	1.0	2	2	
SCOLECITHRIX DANAE	5	1	5.0	--	--	--	--	0	1	
SCOLECITHRIX SIMILIS	1	1	1.0	--	--	--	--	0	1	
SCOTTOCALANUS HELENAE	5	4	1.2	0.50	1	2	1.0	3	1	
SCOTTOCALANUS PERSECANS	1	1	1.0	--	--	--	--	0	1	
SPINOCALANIDAE										
MIMOCALANUS CULTRIFER	9	4	2.2	0.96	1	3	2.5	4	0	
SPINOCALANUS SP.	30	1	30.0	--	--	--	--	0	1	
TEMORIDAE										
TEMORA DISCAUDATA	144	24	6.0	18.15	1	91	2.0	13	11	
TEMORA STYLIFERA	471	24	19.6	43.55	1	182	5.0	18	6	
TEMORA TURBINATA	1	1	1.0	--	--	--	--	0	1	
CYCLOPIDAE										
CORYCAEUS AGILIS	30	1	30.0	--	--	--	--	0	1	
CORYCAEUS CONCINNUS	31	1	31.0	--	--	--	--	0	1	
CORYCAEUS CRASSIUSCULUS	42	2	21.0	15.56	10	32	21.0	2	0	
CORYCAEUS FLACCUS	67	3	22.3	35.23	1	63	3.0	0	3	
CORYCAEUS JAPONICUS (AFFINIS)	3411	52	65.6	57.95	1	264	60.5	27	25	
CORYCAEUS LAUTUS	141	8	17.6	23.76	1	61	2.0	3	5	
CORYCAEUS LONGISTYLIS	30	1	30.0	--	--	--	--	0	1	
CORYCAEUS OVALIS	7	2	3.5	3.54	1	6	3.5	0	2	
CORYCAEUS SPECIOSUS	1037	27	38.4	32.33	1	93	32.0	19	8	
CORYCAEUS TRUKICUS	1537	29	53.0	71.13	1	277	25.0	20	9	
ONCAEA CONIFERA	480	31	15.5	19.88	1	64	4.0	25	6	
ONCAEA MEDIA	69	4	17.2	31.18	1	64	2.0	2	2	
ONCAEA MEDITERRANEA	31	1	31.0	--	--	--	--	1	0	
ONCAEA MINUTA	1	1	1.0	--	--	--	--	0	1	

Table 5. cont'd.

TAXON	COUNTS							ANCHOVY EGGS	
	Sum	N	Mean	SD	Min	Max	Median	+	0
ONCAEA VENUSTA	58	7	8.3	11.80	1	34	3.0	3	4
OITHONA DECIPiens	31	1	31.0	--	--	--	--	1	0
OITHONA FALLAX	32	1	32.0	--	--	--	--	0	1
OITHONA PLUMIFERA	2805	54	51.9	59.14	1	309	35.0	31	23
OITHONA SETIGERA	187	4	46.8	75.03	2	159	13.0	1	3
OITHONA SIMILIS	324	4	81.0	86.15	3	160	80.5	1	3
SAPPHIRINA DARWINI	2	2	1.0	0.00	1	1	1.0	0	2
SAPPHIRINA NIGROMACULATA	6	4	1.5	1.00	1	3	1.0	1	3
SAPPHIRINA SCARLATA	35	4	8.8	14.84	1	31	1.5	3	1
SAPPHIRINA STELLATA	3	3	1.0	0.00	1	1	1.0	1	2
HARPACTICIDAE									
EUTERPE ACUTIFRONS	4	3	1.3	0.58	1	2	1.0	2	1
LUBBOCKIA ACULEATA	4	1	4.0	--	--	--	--	1	0
LUBBOCKIA SQUILLIMANA	1	1	1.0	--	--	--	--	0	1
MICROSETELLA ROSEA	6	5	1.2	0.45	1	2	1.0	1	4
SETELLA GRACILIS	1	1	1.0	--	--	--	--	1	0
EUPHAUSIACEA									
EUPHAUSIA PACIFICA	5728	25	229.1	254.65	1	1152	197.0	10	15
EUPHAUSIA RECURVA	2	2	1.0	0.00	1	1	1.0	1	1
EUPHAUSIA BREVIS	1	1	1.0	--	--	--	--	0	1
³ EUPHAUSIIDS	23820	47	506.8	982.48	1	5400	121.0	25	22
NEMATOSCELIS TENELLA	2	1	2.0	--	--	--	--	1	0
NEMATOSCELIS SPP.	39	2	19.5	10.61	12	27	19.5	2	0
NYCTIPHANES SIMPLEX	7	2	3.5	2.12	2	5	3.5	2	0
STYLOCHEIRON AFFINE	48	4	12.0	8.76	3	20	12.5	1	3
STYLOCHEIRON CARINATUM	2	2	1.0	0.00	1	1	1.0	1	1
STYLOCHEIRON SPP.	508	19	26.7	27.28	1	94	16.0	9	10
THYSANOESSA GREGARIA	327	3	109.0	167.47	2	302	23.0	1	2
THYSANOESSA INERMIS	1	1	1.0	--	--	--	--	1	0
THYSANOESSA PARVA	46	2	23.0	16.97	11	35	23.0	2	0
THYSANOESSA SPP.	673	15	44.9	93.26	3	370	15.0	8	7
ISOPODA									
IDOTHEA SP.	1	1	1.0	--	--	--	--	0	1
MYSIDACEA									
MESODOPSIS SLABBERI	1	1	1.0	--	--	--	--	1	0
OSTRACODA									
CONCHOECIA ACUMINATA	4	1	4.0	--	--	--	--	0	1
CONCHOECIA CURTA	119	27	4.4	6.42	1	31	3.0	9	18
CONCHOECIA DAPHNOIDES	1	1	1.0	--	--	--	--	0	1
CONCHOECIA ELEGANS	1	1	1.0	--	--	--	--	1	0
CONCHOECIA OBLONGA	7	2	3.5	0.71	3	4	3.5	0	2
CONCHOECIA SPINIFERA	79	25	3.2	2.36	1	9	2.0	19	6
CONCHOECIA SPINIROSTRIS	53	19	2.8	2.74	1	11	1.0	13	6
HALOCYPRIS BREVIROSTRIS	28	13	2.2	1.41	1	5	2.0	6	7

³Eggs + calyptopis and furcilia stages.

Table 5. cont'd.

TAXON	COUNTS							ANCHOVY EGGS		
	Sum	N	Mean	SD	Min	Max	Median	+	0	
OTHER CRUSTACEAN LARVAE										
ACANTHEPHYRA ZOEAE	1	1	1.0	--	--	--	--	1	0	
BARNACLE NAUPLII>333 OR CYPRIS	159	15	10.6	17.73	1	62	3.0	14	1	
BRACHYURID ZOEAE	181	7	25.9	35.31	1	98	8.0	3	4	
CRANGONID	7	3	2.3	1.16	1	3	3.0	1	2	
DECAPOD	82	26	3.2	5.83	1	31	1.5	15	11	
GALATHEID	6	3	2.0	1.00	1	3	2.0	2	1	
GEDES	4	3	1.3	0.58	1	2	1.0	2	1	
GENNADES	45	28	1.6	0.74	1	3	1.0	11	17	
MEGALOPS	9	8	1.1	0.35	1	2	1.0	3	5	
PAGURIID ZOEAE	12	4	3.0	2.71	1	7	2.0	3	1	
PORCELLANID ZOEAE	3	1	3.0	--	--	--	--	0	1	
SERGESTID	15	8	1.9	1.13	1	4	1.5	7	1	
SOLENCERA	4	4	1.0	0.00	1	1	1.0	3	1	
ACARINA										
MITES	30	1	30.0	--	--	--	--	0	1	
GASTROPODA										
ECHINOSPIRA LARVAE	1	1	1.0	--	--	--	--	1	0	
GASTROPOD LARVAE	123	2	61.5	85.56	1	122	61.5	0	2	
HETEROPODA										
ATLANTA LESUEURI	5	1	5.0	--	--	--	--	1	0	
ATLANTA PERONI	39	20	1.9	1.90	1	8	1.0	8	12	
PTEROPODA										
CAVOLINIA INFLEXA	3	2	1.5	0.71	1	2	1.5	0	2	
CLIO PYRAMIDATA	73	9	8.1	19.47	1	60	2.0	0	9	
CRESEIS VIRGULA	1	1	1.0	--	--	--	--	0	1	
DESMOPTERUS PACIFICUS	23	16	1.4	0.73	1	3	1.0	5	11	
HYALOCILIX STRIATA	6	5	1.2	0.45	1	2	1.0	4	1	
LIMACINA INFLATA	104	15	6.9	10.16	1	33	3.0	9	6	
PERACLIS APICIFULVA	1	1	1.0	--	--	--	--	0	1	
PELECYPODA										
LAMELLIBRANCH LARVAE	57	13	4.4	8.10	1	31	2.0	11	2	
CEPHALOPODA										
ABRALIOPSIS FELIX LARVAE	1	1	1.0	--	--	--	--	0	1	
CEPHALOPODS	1	1	1.0	--	--	--	--	0	1	
OCTOPODOTEUTHOPSIS LARVAE	1	1	1.0	--	--	--	--	0	1	
TODAROTES PACIFICUS	3	2	1.5	0.71	1	2	1.5	0	2	
ECHINODERMATA LARVAE										
BRACHIOIARIA	220	41	5.4	7.66	1	35	2.0	21	20	
ECHINOPLUTEUS	835	42	19.9	28.60	1	137	8.0	27	15	
OPHIOPLUTEUS	3954	68	58.1	62.25	1	280	41.0	34	34	
YOUNG SEA STAR	38	7	5.4	10.86	1	30	1.0	1	6	
OTHER LARVAE										
ARACHNACTIS	1	1	1.0	--	--	--	--	1	0	
MEMBRANIPORA	5549	62	89.5	103.86	1	514	64.5	34	28	
PHORONIS	217	42	5.2	6.96	1	34	3.0	21	21	
PILIDIUM	14	11	1.3	0.47	1	2	1.0	5	6	

Table 5. cont'd.

TAXON	COUNTS							ANCHOVY EGGS	
	Sum	N	Mean	SD	Min	Max	Median	+	0
CHORDATA									
TORNARIA LARVAE	80	15	5.3	8.02	1	33	3.0	10	5
LARVACEA									
OIKOPLEURA CALIFORNICA	2359	20	118.0	179.43	2	692	45.5	18	2
OIKOPLEURA DIOICA	3708	14	264.9	188.10	3	620	231.0	3	11
OIKOPLEURA FUSIFORMIS	22955	66	347.8	552.53	3	2986	180.5	34	32
OIKOPLEURA SPP.	2869	1	2869.0	--	--	--	--	0	1
FRITILLARIA HAPLOSTOMA	1	1	1.0	--	--	--	--	0	1
FRITILLARIA PELLUCIDA	5978	56	106.8	137.96	1	583	60.0	30	26
THALIACEA									
DOLIOLETTA DENTICULUM	1088	11	98.9	138.28	1	455	30.0	1	10
DOLIOLETTA GEGENBAURI	10153	49	207.2	441.90	1	2107	62.0	32	17
DOLIOLUM DENTICULUM	1	1	1.0	--	--	--	--	1	0
DOLIOLUM TRITONIS	5	2	2.5	2.12	1	4	2.5	0	2
SALPS	133	2	66.5	40.30	38	95	66.5	0	2
FORAMINIFERA	3546	60	59.1	128.43	1	946	30.0	28	32
RADIOLARIA	2216	48	46.2	85.38	1	525	10.5	23	25

Table 6. Taxa caught in 60 CALVET collections (333µm) during survey 8202 JD.

TAXON	COUNTS							ANCHOVY EGGS ²		
	Sum	N ¹	Mean	SD	Min	Max	Median	+	0	
MEDUSAE										
AGLAURA HEMISTOMA	24	11	2.18	1.54	1	5	1.0	5	6	
BOUGAINVILLIA FLAVIDA	1	1	1.00	--	--	--	--	1	0	
EUPHYSA TENTACULATA	4	4	1.00	0.00	1	1	1.0	2	2	
LEUCKARTIARA OCTONA	1	1	1.00	--	--	--	--	1	0	
LIRIOPE TETRAPHYLLA	63	37	1.70	0.97	1	5	1.0	14	23	
OBELIA SPP.	654	24	27.25	46.81	1	185	4.5	12	12	
PHIALOPSIS DIEGENSIS	2	2	1.00	0.00	1	1	1.0	2	0	
RATHKEA OCTOPUNCTATA	1	1	1.00	--	--	--	--	1	0	
RHOPALONEMA VELATUM	19	11	1.73	1.10	1	4	1.0	5	6	
SOLMUNDELLA BITENTACULATA	56	25	2.24	1.51	1	7	2.0	12	13	
TIAROPSISIDIUM ROSEUM	1	1	1.00	--	--	--	--	1	0	
SIPHONOPHORAE										
AGALMA ELEGANS LARVAE	5	5	1.00	0.00	1	1	1.0	3	2	
AGALMA OKENI	3	3	1.00	0.00	1	1	1.0	2	1	
CHELOPHYES APPENDICULATA	520	53	9.81	10.30	1	55	7.0	23	30	
DIPHYES DISPAR	1	1	1.00	--	--	--	--	0	1	
EUDOXIA MACRA	1	1	1.00	--	--	--	--	0	1	
EUDOXOIDES SPIRALIS	2	1	2.00	--	--	--	--	0	1	
LENSIA CHALLENGERI	1	1	1.00	--	--	--	--	0	1	
LENSIA SUBTILIS	2	2	1.00	0.00	1	1	1.0	1	1	
MUGGIAEA ATLANTICA	240	48	5.00	3.38	1	13	4.0	22	26	
SPHAERONECTES GRACILIS	575	56	10.27	8.80	1	42	8.5	23	33	
STEPHANOMIA BIJUGA	33	30	1.10	0.30	1	2	1.0	10	20	
CTENOPHORAE										
BOLINOPSIS VITREA	7	6	1.17	0.41	1	2	1.0	2	4	
CHONDROPHORAE										
VELELLA VELELLA	2	1	2.00	--	--	--	--	1	0	
CHAETOGNATHA										
KROHNITA SUBTILIS	72	30	2.40	1.69	1	6	2.0	14	16	
PTEROSAGITTA DRACO	1	1	1.00	--	--	--	--	0	1	
SAGITTA BIERII	245	39	6.28	6.17	1	28	4.0	13	26	
SAGITTA DECIPIENS	16	10	1.60	0.70	1	3	1.5	8	2	
SAGITTA ENFLATA	281	54	5.20	3.67	1	21	4.0	23	31	
SAGITTA EUNERITICA	1303	58	22.47	19.43	1	86	15.5	24	34	
SAGITTA MINIMA	1093	57	19.18	11.83	1	53	19.0	24	33	
SAGITTA PSEUDOSERRATODENTATA	21	9	2.33	1.58	1	6	2.0	1	8	
SAGITTA SCRIPPSAE	16	11	1.46	0.93	1	4	1.0	1	10	
POLYCHAETA										
AMPHITRITE SP.	3	1	3.00	--	--	--	--	0	1	
AUTOLYTUS SP.	4	2	2.00	1.41	1	3	2.0	1	1	
LOPADORHYNCHUS SP.	1	1	1.00	--	--	--	--	1	0	
MAGELONA SP.	1	1	1.00	--	--	--	--	1	0	
PECTINOPHELIA SP.	1	1	1.00	--	--	--	--	0	1	

¹Number of positive collections.

²Number of positive collections in which anchovy eggs were present (+) or absent (0).

Table 6. cont'd.

TAXON	COUNTS							ANCHOVY EGGS	
	Sum	N	Mean	SD	Min	Max	Median	+	0
PHALACHROPHORES SP.	1	1	1.00	--	--	--	--	1	0
PHYLLODOCIDS	14	10	1.40	0.52	1	2	1.0	6	4
POLYNIDS	2	2	1.00	0.00	1	1	1.0	2	0
SAGITTELLA SP.	1	1	1.00	--	--	--	--	0	1
SPIONIDS	11	11	1.00	0.00	1	1	1.0	9	2
TEREBELLID LANICE LARVAE	50	26	1.92	1.16	1	5	1.5	11	15
TOMOPTERIS SEPTENTRIONALIS	9	8	1.12	0.35	1	2	1.0	3	5
TROCHOPHORE LARVAE	1	1	1.00	--	--	--	--	0	1
TYPHLOSCOLEX SPP.	8	6	1.33	0.82	1	3	1.0	4	2
AMPHIPODA									
GLOSSOCEPHALUS SP.	2	1	2.00	--	--	--	--	1	0
HYPERIELLA DILATTATA	1	1	1.00	--	--	--	--	0	1
HYPERIETTA STEPHENSENI	2	1	2.00	--	--	--	--	0	1
HYPEROCHE MEDUSARUN	1	1	1.00	--	--	--	--	0	1
MIMOSCINA SP.	2	2	1.00	0.00	1	1	1.0	0	2
PARAPHRONIMA GRACILIS	1	1	1.00	--	--	--	--	0	1
PARAPHRONIMA SP.	1	1	1.00	--	--	--	--	1	0
PARATHEMISTO SP.	1	1	1.00	--	--	--	--	0	1
PHRONIMA SP.	1	1	1.00	--	--	--	--	1	0
PRIMNO SP.	2	2	1.00	0.00	1	1	1.0	1	1
PSEUDOLYCAEA SP.	1	1	1.00	--	--	--	--	0	1
VIBILIA CHUNI	3	1	3.00	--	--	--	--	0	1
CLADOCERA									
EVADNE NORDMANNI	2552	34	75.06	133.21	1	523	9.5	18	16
EVADNE SPINIFERA	84	6	14.00	25.13	1	65	4.0	4	2
EVADNE TERGESTINA	2805	33	85.00	102.53	1	350	39.0	23	10
COPEPODA									
ACARTIIDAE									
ACARTIA CLAUSI	4123	42	98.17	154.47	1	717	31.0	24	18
ACARTIA DANAE	1148	54	21.26	15.67	1	57	17.0	22	32
ACARTIA NEGLIGENS	53	7	7.57	5.71	2	18	7.0	0	7
ACARTIA TONSA	153	7	21.86	32.52	3	95	11.0	2	5
AETIDEIDAE									
AETIDEUS GIESBRECHTI	2	2	1.00	0.00	1	1	1.0	1	1
CHIRUNDINA STREETSII	49	15	3.27	2.96	1	11	2.0	6	9
EUCHIRELLA BELLA	5	2	2.50	0.71	2	3	2.5	2	0
EUCHIRELLA CURTICAUDA	16	6	2.67	1.21	2	5	2.0	4	2
EUCHIRELLA GALEATA	2	1	2.00	--	--	--	--	0	1
EUCHIRELLA INTERMEDIA	1	1	1.00	--	--	--	--	1	0
EUCHIRELLA ROSTRATA	1	1	1.00	--	--	--	--	1	0
GAETANUS MINOR	6	5	1.20	0.45	1	2	1.0	5	0
GAIDIUS PUNGENS	18	6	3.00	1.67	1	6	3.0	4	2
UNDEUCHAETA INTERMEDIA	5	1	5.00	--	--	--	--	1	0
UNDEUCHAETA MAJOR	29	6	4.83	5.60	1	13	1.5	4	2
UNDEUCHAETA MINOR	3	2	1.50	0.71	1	2	1.5	2	0
UNDEUCHAETA PLUMOSA	24	9	2.67	2.50	1	9	2.0	3	6
AUGAPTILIDAE									
HALOPTILUS LONGICORNIS	11	5	2.20	1.64	1	5	2.0	4	1

Table 6. cont'd.

TAXON	COUNTS							ANCHOVY EGGS		
	Sum	N	Mean	SD	Min	Max	Median	+	0	
CALANIDAE										
CALANUS GRACILIS	132	7	18.86	16.93	1	38	30.0	5	2	
CALANUS MINOR	290	24	12.08	18.90	1	66	3.0	9	15	
CALANUS PACIFICUS	4918	58	84.79	116.00	1	666	44.0	24	34	
CALANUS PAUPER	130	7	18.57	23.02	1	62	6.0	1	6	
CALANUS PLUMCHRUS	54	6	9.00	14.86	1	39	3.0	5	1	
CALANUS ROBUSTIOR	19	4	4.75	3.40	2	9	4.0	1	3	
CALANUS TENUICORNIS	24	8	3.00	1.77	1	6	2.0	2	6	
UNDINULA DARWINI	1	1	1.00	--	--	--	--	1	0	
UNDINULA VULGARIS	414	25	16.56	25.28	1	122	7.0	18	7	
CANDACIDAE										
CANDACIA BIPINNATA	16	4	4.00	2.00	1	5	5.0	1	3	
CANDACIA CATULA	4	2	2.00	1.41	1	3	2.0	0	2	
CANDACIA CURTA	58	25	2.32	1.70	1	7	2.0	15	10	
CANDACIA LONGIMANA	16	4	4.00	5.35	1	12	1.5	0	4	
CANDACIA PECTINATA	200	3	66.67	36.23	33	105	62.0	3	0	
CANDACIA SIMPLEX	1	1	1.00	--	--	--	--	1	0	
CANDACIA TRUNCATA	1	1	1.00	--	--	--	--	0	1	
CANDACIA VARICANS	73	18	4.06	6.73	1	30	2.0	12	6	
CENTROPAGIDAE										
CENTROPAGES BRADYI	11	9	1.22	0.44	1	2	1.0	7	2	
CENTROPAGES CALANINUS	1	1	1.00	--	--	--	--	0	1	
CENTROPAGES ELONGATUS	4	1	4.00	--	--	--	--	1	0	
EUCALANIDAE										
EUCALANUS ATTENUATUS	177	15	11.80	13.53	1	38	5.0	15	0	
EUCALANUS CALIFORNICUS	852	50	17.04	16.88	1	72	11.5	23	27	
EUCALANUS CRASSUS	41	16	2.56	2.80	1	12	1.5	7	9	
EUCALANUS INERMIS	14	1	14.00	--	--	--	--	1	0	
EUCALANUS SUBCRASSUS	297	19	15.63	18.18	1	64	6.0	18	1	
MECYNOCERA CLAUSI	79	34	2.32	1.43	1	6	2.0	11	23	
RHINCALANUS NASUTUS	1622	55	29.49	26.10	1	120	23.0	24	31	
EUCHAETIDAE										
EUCHAETIDAE	1	1	1.00	--	--	--	--	0	1	
EUCHAETA ACUTA	11	5	2.20	1.79	1	5	1.0	3	2	
EUCHAETA MEDIA	17	7	2.43	1.40	1	5	2.0	6	1	
EUCHAETA WOLFENDENI	29	14	2.07	1.44	1	5	1.5	2	12	
HETERORHABDIDAE										
HETERORHABDUS PAPILLIGER	944	42	22.48	25.97	1	98	10.0	21	21	
LUCICUTIDAE										
LUCICUTIA FLAVICORNIS	466	51	9.14	9.01	1	36	6.0	21	30	
METRIDIDAE										
METRIDIA PACIFICA	1216	46	26.44	40.70	1	218	12.0	20	26	
PLEUROMAMMA ABDOMINALIS	540	36	15.00	23.91	1	120	8.0	18	18	
PLEUROMAMMA BOREALIS	2987	56	53.34	58.78	1	218	33.5	23	33	
PLEUROMAMMA GRACILIS	994	22	45.18	39.73	2	157	41.5	20	2	
PLEUROMAMMA QUADRUNGULATA	81	9	9.00	14.21	1	35	3.0	6	3	
PLEUROMAMMA SCUTULLATA	14	1	14.00	--	--	--	--	0	1	
PLEUROMAMMA XIPHIAS	60	9	6.67	7.14	1	20	3.0	5	4	

Table 6. cont'd.

TAXON	COUNTS							ANCHOVY EGGS	
	Sum	N	Mean	SD	Min	Max	Median	+	0
PARACALANIDAE									
CALOCALANUS PAVO	9	8	1.12	0.35	1	2	1.0	4	4
CALOCALANUS PAVONICUS	9	6	1.50	0.84	1	3	1.0	3	3
PARACALANUS ACULEATUS	1	1	1.00	--	--	--	--	1	0
PARACALANUS PARVUS	3857	50	77.14	60.30	1	282	66.5	24	26
PHAENNIDAE									
PHAENNA SPINIFERA	3	3	1.00	0.00	1	1	1.0	3	0
PONTELLIDAE									
LABIDOCERA JOLLAE	2	1	2.00	--	--	--	--	1	0
LABIDOCERA TRISPINOSA	54	17	3.18	3.88	1	15	2.0	13	4
PONTELLINA PLUMATA	2	2	1.00	0.00	1	1	1.0	1	1
PSEUDOCALANIDAE									
CLAUSOCALANUS ARCUICORNIS	857	34	25.21	24.44	2	96	21.0	23	11
CLAUSOCALANUS FURCATUS	2739	57	48.05	72.83	1	418	24.0	24	33
CLAUSOCALANUS PERGENS	930	52	17.88	19.15	1	104	10.5	22	30
CTENOCALANUS LONGICORNIS	168	5	33.60	32.94	2	74	30.0	3	2
CTENOCALANUS VANUS	1	1	1.00	--	--	--	--	1	0
MICROCALANUS PUSILLUS	3	1	3.00	--	--	--	--	1	0
PSEUDOCALANUS ELONGATUS	1014	46	22.04	22.93	1	69	11.0	21	25
PSEUDOCALANUS GRACILIS	50	3	16.67	21.08	4	41	5.0	2	1
SCOLECITHRICIDAE									
SCOLECITHRICELLA DENTATA	1512	32	47.25	46.54	2	188	32.0	21	11
SCOLECITHRICELLA MINOR	1065	31	34.36	31.98	1	154	33.0	20	11
SCOLECITHRICELLA OVATA	1837	41	44.80	41.49	2	169	35.0	23	18
SCOLECITHRICELLA TENUISERRATA	290	14	20.71	34.37	1	123	6.0	12	2
SCOLECITHRICELLA VITTATA	557	23	24.22	20.72	1	65	30.0	19	4
SCOLECITHRIX ABYSSALIS	2	2	1.00	0.00	1	1	1.0	0	2
SCOLECITHRIX BRADYI	4	4	1.00	0.00	1	1	1.0	3	1
SCOLECITHRIX DANAE	1	1	1.00	--	--	--	--	0	1
SCOLECITHRIX INORNATA	32	13	2.46	1.27	1	5	3.0	13	0
SCOLECITHRIX NICOBARICA	689	40	17.22	29.96	1	178	7.0	9	31
SCOTTOCALANUS HELENÆ	8	2	4.00	2.83	2	6	4.0	0	2
SCOTTOCALANUS PERSECANS	1	1	1.00	--	--	--	--	0	1
SPINOCALANIDAE									
MIMOCALANUS CULTRIFER	3	1	3.00	--	--	--	--	1	0
TEMORIDAE									
TEMORA DISCAUDATA	6	3	2.00	0.00	2	2	2.0	2	1
TEMOROPA MAYUMBAENSIS	2	1	2.00	--	--	--	--	1	0
TORTANIDAE									
TORTANUS DISCAUDATUS	21	4	5.25	7.18	1	16	2.0	2	2
CYCLOPIDAE									
OITHONA PLUMIFERA	3265	58	56.29	38.80	1	199	46.5	23	35
HARPACTICIDAE									
CLYTEMNESTRA ROSTRATA	1	1	1.00	--	--	--	--	0	1
CLYTEMNESTRA SCUTELLATA	2	2	1.00	0.00	1	1	1.0	1	1
EUTERPE ACUTIFRONS	1	1	1.00	--	--	--	--	1	0
MICROSETELLA ROSEA	13	10	1.30	0.68	1	3	1.0	6	4

Table 6. cont'd.

TAXON	COUNTS							ANCHOVY EGGS		
	Sum	N	Mean	SD	Min	Max	Median	+	0	
ONCAEA CONIFERA	812	38	21.37	26.62	1	101	5.0	18	20	
ONCAEA MEDIA	8	4	2.00	2.00	1	5	1.0	2	2	
ONCAEA VENUSTA	22	3	7.33	10.97	1	20	1.0	3	0	
SAPPHIRINA STELLATA	3	1	3.00	--	--	--	--	0	1	
SETELLA GRACILIS	2	2	1.00	0.00	1	1	1.0	0	2	
CORYCAEIDAE										
CORYCAEUS CRASSIUSCULUS	649	26	24.96	81.46	1	420	3.0	8	18	
CORYCAEUS DAHLI	32	1	32.00	--	--	--	--	0	1	
CORYCAEUS DUBIUS	120	18	6.67	11.80	1	44	3.0	1	17	
CORYCAEUS JAPONICUS (AFFINIS)	1371	46	29.80	38.75	1	180	12.5	24	22	
CORYCAEUS LIMBATUS	81	6	13.50	14.88	2	33	6.0	5	1	
CORYCAEUS LONGISTYLIS	1	1	1.00	--	--	--	--	0	1	
CORYCAEUS PACIFICUS	3	1	3.00	--	--	--	--	1	0	
CORYCAEUS ROBUSTUS	1	1	1.00	--	--	--	--	0	1	
CORYCAEUS SPECIOSUS	183	8	22.88	33.90	1	101	8.0	8	0	
CORYCAEUS TRUKICUS	863	23	37.52	28.49	2	103	35.0	22	1	
EUPHAUSIACEA										
EUPHAUSIA PACIFICA	2069	33	62.70	43.47	1	201	62.0	20	13	
EUPHAUSIA RECURVA	10	1	10.00	--	--	--	--	0	1	
EUPHAUSIA GIBBOIDES	14	4	3.50	3.11	1	8	2.5	0	4	
³ EUPHAUSIIDS	1128	24	47.00	67.67	1	280	23.0	12	12	
NEMATOSCELIS ATLANTICA	1	1	1.00	--	--	--	--	0	1	
NEMATOSCELIS DIFFICILIS	2050	18	113.89	90.76	6	361	110.5	0	18	
NEMATOSCELIS SPP.	16	2	8.00	7.07	3	13	8.0	1	1	
NYCTIPHANES SIMPLEX	1294	4	323.50	424.65	2	902	195.0	0	4	
STYLOCHEIRON AFFINE	87	4	21.75	15.95	3	42	21.0	1	3	
STYLOCHEIRON CARINATUM	338	5	67.60	88.40	4	219	33.0	4	1	
STYLOCHEIRON SPP.	598	13	46.00	47.52	2	175	35.0	13	0	
THYSANOESSA GREGARIA	86	3	28.67	4.73	25	34	27.0	0	3	
THYSANOESSA PARVA	212	4	53.00	43.59	16	110	43.0	1	3	
THYSANOESSA RASCHII	83	1	83.00	--	--	--	--	0	1	
THYSANOESSA SPP.	233	6	38.83	52.71	2	135	15.0	6	0	
THYSANOPODA AEQUALIS	1	1	1.00	--	--	--	--	0	1	
OSTRACODA										
CONCHOECIA ACUMINATA	14	6	2.33	2.34	1	7	1.5	1	5	
CONCHOECIA CURTA	30	18	1.67	1.03	1	4	1.0	7	11	
CONCHOECIA CONCENTRICA	3	2	1.50	0.71	1	2	1.5	0	2	
CONCHOECIA OBLONGA	9	5	1.80	1.10	1	3	1.0	2	3	
CONCHOECIA PARTHENODA	1	1	1.00	--	--	--	--	0	1	
CONCHOECIA SECERNENDA	68	18	3.78	2.51	1	11	4.0	13	5	
CONCHOECIA SPINIFERA	121	31	3.90	2.87	1	11	3.0	10	21	
CONCHOECIA SPINIROSTRIS	88	23	3.83	6.32	1	32	2.0	10	13	
OTHER CRUSTACEA LARVAE										
ALPHAUS SP.	1	1	1.00	--	--	--	--	1	0	
BARNACLE NAUPLII>333 OR CYPRIS	72	18	4.00	3.71	1	14	2.5	13	5	
BRACHYURID MEGALOPS	2	1	2.00	--	--	--	--	0	1	

³Eggs + calyptopis and furcilia stages.

Table 6. cont'd.

TAXON	COUNTS							ANCHOVY EGGS		
	Sum	N	Mean	SD	Min	Max	Median	+	0	
BRACHYURID ZOEAE	13	5	2.60	2.61	1	7	1.0	2	3	
CALLINECTES SP.	1	1	1.00	--	--	--	--	1	0	
CARIDEAN ZOEAE	10	3	3.33	4.04	1	8	1.0	0	3	
EMERITA SP.	2	2	1.00	0.00	1	1	1.0	2	0	
GALATHEID	5	4	1.25	0.50	1	2	1.0	1	3	
GENNADES	85	38	2.24	1.40	1	6	2.0	15	23	
MAJIDAE	1	1	1.00	--	--	--	--	1	0	
MUNIDA SP.	28	6	4.67	5.61	2	16	2.0	5	1	
PAGURIID ZOEAE	6	4	1.50	0.58	1	2	1.5	1	3	
PINNIKA SP.	18	2	9.00	11.31	1	17	9.0	1	1	
PLEURONCODES PLANIPES	31	2	15.50	19.09	2	29	15.5	0	2	
PORCELLANID ZOEAE	2	1	2.00	--	--	--	--	0	1	
GASTROPODA										
PROSOBRANCHIA LARVAE	1	1	1.00	--	--	--	--	0	1	
HETEROPODA										
ATLANTA GAUDICHAUDI	10	2	5.00	4.24	2	8	5.0	0	2	
ATLANTA PERONI	40	24	1.67	1.01	1	4	1.0	9	15	
PTEROPODA										
DESMOPTERUS PACIFICUS	5	4	1.25	0.50	1	2	1.0	1	3	
CLIO PYRAMIDATA	20	15	1.33	0.62	1	3	1.0	4	11	
CRESEIS VIRGULA	1	1	1.00	--	--	--	--	1	0	
HYALOCILIX STRIATA	1	1	1.00	--	--	--	--	0	1	
LIMACINA INFLATA	808	51	15.84	30.04	1	187	5.0	22	29	
PERACLIS SPICIFULVA	1	1	1.00	--	--	--	--	1	0	
PELECYPODA										
BIVALVE LARVAE	18	13	1.38	0.51	1	2	1.0	10	3	
ECHINODERMATA LARVAE										
AURICULARIA	2	1	2.00	--	--	--	--	1	0	
BIPINNARIA	20	9	2.22	1.92	1	7	2.0	9	0	
BRACHIOLARIA	21	19	1.10	0.32	1	2	1.0	9	10	
ECHINOPLUTEUS	133	28	4.75	8.33	1	33	2.0	17	11	
OPHIOPLUTEUS	78	36	2.17	1.78	1	9	1.0	17	19	
PELAGOTURIA	1	1	1.00	--	--	--	--	0	1	
YOUNG SEA STAR	4	3	1.33	0.58	1	2	1.0	3	0	
OTHER LARVAE										
MEMBRANIPORA	2765	54	51.20	53.52	1	256	35.0	24	30	
PHORONIS	22	17	1.29	0.69	1	3	1.0	12	5	
CHORDATA										
TORNARIA LARVAE	12	8	1.50	1.07	1	4	1.0	3	5	
LARVACEA										
OIKOPLEURA ALBICANS	3	2	1.50	0.71	1	2	1.5	1	1	
OIKOPLEURA CALIFORNICA	1664	52	32.00	40.14	1	214	17.0	18	34	
OIKOPLEURA COPHOCERCA	9	1	9.00	--	--	--	--	1	0	
OIKOPLEURA DIOICA	40	1	40.00	--	--	--	--	1	0	
OIKOPLEURA FUSIFORMIS	981	47	20.87	36.10	1	188	6.0	23	24	
OIKOPLEURA RUFESCENS	38	1	38.00	--	--	--	--	1	0	
FRITILLARIA BICORNIS	19	3	6.33	4.51	2	11	6.0	0	3	
FRITILLARIA HAPLOSTOMA	34	10	3.40	2.37	1	8	3.0	6	4	

Table 6. cont'd.

TAXON	COUNTS							ANCHOVY EGGS		
	Sum	N	Mean	SD	Min	Max	Median	+	0	
FRITILLARIA PELLUCIDA	2656	53	50.11	73.61	1	392	28.0	24	29	
FRITILLARIA TENELLA	25	5	5.00	2.55	2	8	5.0	1	4	
THALIACEANS										
DOLIOLETTA DENTICULUM	2	1	2.00	--	--	--	--	0	1	
DOLIOLETTA GEGENBAURI	201	33	6.09	8.32	1	33	3.0	17	16	
SALPS	7	2	3.50	3.54	1	6	3.5	0	2	
FORAMINIFERA	1327	56	23.70	26.96	1	120	13.0	24	32	
RADIOLARIA	1932	52	37.15	32.75	2	197	26.0	24	28	

Table 7. Taxa caught in 64 PAIROVET collections (333µm) during survey 8403 JD.

TAXON	COUNTS							ANCHOVY EGGS ²	
	Sum	N ¹	Mean	SD	Min	Max	Median	+	0
MEDUSAE									
AEGINURA BEEBEI	2	1	2.00	--	--	--	--	0	1
AEGINURA GRIMALDII	3	2	1.50	0.71	1	2	1.5	0	2
AGLAURA HEMISTOMA	70	9	7.78	16.35	1	51	2.0	2	7
CARYBDEA SP.	1	1	1.00	--	--	--	--	1	0
EUPHYSORA ANULATA	1	1	1.00	--	--	--	--	0	1
EUPHYSA TENTACULATA	27	9	3.00	1.50	1	6	3.0	4	5
EUTIMA BROWNEI	1	1	1.00	--	--	--	--	0	1
LEUCKARTIARA ZACAE	2	1	2.00	--	--	--	--	1	0
LEUCKARTIARA OCTONA	1	1	1.00	--	--	--	--	0	1
LIRIOPE TETRAPHYLLA	12	11	1.09	0.30	1	2	1.0	3	8
OBELIA SPP.	175	26	6.73	6.60	1	28	4.5	7	19
OCTOPHIALUCIUM INDICUM	1	1	1.00	--	--	--	--	0	1
PEGANTHA MORTAGON	3	1	3.00	--	--	--	--	0	1
PHIALIDIUM LOMAE	1	1	1.00	--	--	--	--	0	1
PHIALOPSIS DIEGENSIS	2	1	2.00	--	--	--	--	1	0
RHOPALONEMA VELATUM	21	15	1.40	0.51	1	2	1.0	3	12
SARSIA JAPONICA	3	2	1.50	0.71	1	2	1.5	1	1
SARSIA TUBULOSA	5	3	1.67	1.16	1	3	1.0	1	2
ZANCLEA COSTATA	1	1	1.00	--	--	--	--	0	1
SIPHONOPHORAE									
AGALMID LARVAE	1	1	1.00	--	--	--	--	0	1
ATHORYBIA SP.	1	1	1.00	--	--	--	--	1	0
CHELOPHYES APPENDICULATA	1144	62	18.45	25.31	1	153	11.0	20	42
DIPHYES DISPAR	77	8	9.62	8.82	2	26	6.0	8	0
EUDOXIA MACRA	5	2	2.50	2.12	1	4	2.5	1	1
EUDOXOIDES SPIRALIS	1	1	1.00	--	--	--	--	1	0
LENSIA SUBTILIS	17	11	1.54	0.82	1	3	1.0	3	8
LENSIA MULTICRISTATA	1	1	1.00	--	--	--	--	1	0
LENSIA HOTSPUR	3	2	1.50	0.71	1	2	1.5	0	2
MUGGIAEA ATLANTICA	715	58	12.33	10.60	1	45	10.0	18	40
SPHAERONECTES GRACILIS	102	22	4.64	3.77	1	14	4.0	5	17
STEPHANOMIA BIJUGA	29	19	1.53	0.90	1	4	1.0	4	15
CTENOPHORAE									
BOLINOPSIS VITREA	6	2	3.00	0.00	3	3	3.0	0	2
CHAETOGNATHA									
EUKROHNIA HAMATA	1	1	1.00	--	--	--	--	0	1
KROHNITTA SUBTILIS	67	32	2.09	1.69	1	7	1.0	8	24
SAGITTA BIERII	410	49	8.37	12.42	1	78	5.0	14	35
SAGITTA BIPUNCTATA	1	1	1.00	--	--	--	--	0	1
SAGITTA DECIPIENS	45	12	3.75	3.22	1	11	2.5	3	9
SAGITTA ENFLATA	48	26	1.85	1.67	1	9	1.0	6	20
SAGITTA EUNERITICA	965	57	16.93	26.76	1	149	5.0	19	38
SAGITTA HEXAPTERA	4	4	1.00	0.00	1	1	1.0	1	3

¹Number of positive collections.

²Number of positive collections in which anchovy eggs were present (+) or absent (0).

Table 7. cont'd.

TAXON	COUNTS							ANCHOVY EGGS		
	Sum	N	Mean	SD	Min	Max	Median	+	0	
SAGITTA MINIMA	1736	62	28.00	23.08	1	87	21.5	20	42	
SAGITTA PACIFICA	5	3	1.67	1.16	1	3	1.0	2	1	
SAGITTA PSEUDOSERRATODENTATA	24	4	6.00	8.00	2	18	2.0	0	4	
SAGITTA SCRIPPSAE	12	8	1.50	0.54	1	2	1.5	0	8	
POLYCHAETA										
AUTOLYTUS SP.	8	3	2.67	2.08	1	5	2.0	2	1	
CIRRATULID LARVAE	1	1	1.00	--	--	--	--	1	0	
LANICE SPP.	6	4	1.50	0.58	1	2	1.5	1	3	
LOPADORHYNCHUS	1	1	1.00	--	--	--	--	1	0	
MAGELONA SP.	266	38	7.00	8.60	1	41	3.0	11	27	
NEREIDS	26	8	3.25	2.66	1	8	2.0	5	3	
PECTINARIA LARVAE	2	2	1.00	0.00	1	1	1.0	2	0	
PHYLLODOCIDS	50	22	2.27	1.88	1	9	2.0	5	17	
PLATYNEREIS SP.	1	1	1.00	--	--	--	--	0	1	
POLYDORA SP.	1	1	1.00	--	--	--	--	1	0	
POLYNOIDS	3	3	1.00	0.00	1	1	1.0	0	3	
PROCERASTEIA SP.	1	1	1.00	--	--	--	--	1	0	
SPIONIDS	15	10	1.50	0.97	1	4	1.0	3	7	
TEREBELLID LANICE LARVE	47	14	3.36	3.63	1	12	1.5	9	5	
TOMOPTERIS SEPTENTRIONALIS	28	12	2.33	2.39	1	9	1.0	2	10	
TOMOPTERIS ELEGANS	3	2	1.50	0.71	1	2	1.5	0	2	
TYPHLOSCOLEX SPP.	8	7	1.14	0.38	1	2	1.0	2	5	
VANADIS SP.	1	1	1.00	--	--	--	--	0	1	
AMPHIPODA										
AMPHIPOD LARVAE	1	1	1.00	--	--	--	--	0	1	
GAMMARID	1	1	1.00	--	--	--	--	0	1	
PARAPHRONIMA GRACILIS	1	1	1.00	--	--	--	--	0	1	
PARATHEMISTO SP.	1	1	1.00	--	--	--	--	0	1	
PARATYPHIS SP.	1	1	1.00	--	--	--	--	0	1	
PHRONIMA COLLETTI	3	1	3.00	--	--	--	--	0	1	
PHRONIMA SP.	1	1	1.00	--	--	--	--	0	1	
PHROSINA SP.	3	3	1.00	0.00	1	1	1.0	0	3	
PRIMNO SP.	3	2	1.50	0.71	1	2	1.5	0	2	
SCINIDAE	1	1	1.00	--	--	--	--	0	1	
SIMORHYNCHOTUS SP.	1	1	1.00	--	--	--	--	0	1	
STREETSIA SP.	1	1	1.00	--	--	--	--	0	1	
VIBILIA VIATRIX	6	3	2.00	1.00	1	3	2.0	0	3	
VIBILIA SP. A	2	1	2.00	--	--	--	--	0	1	
CLADOCERA										
EVADNE SPINIFERA	1702	26	65.46	95.64	1	382	31.0	15	11	
EVADNE TERGESTINA	223	17	13.12	14.91	1	43	7.0	11	6	
COPEPODA										
ACARTIDAE										
ACARTIA CLAUSI	3192	59	54.10	139.17	1	955	14.0	19	40	
ACARTIA DANAE	1555	59	26.36	21.09	1	93	21.0	20	39	
AETIDEIDAE										
AETIDEUS ARMATUS	1	1	1.00	--	--	--	--	1	0	
CHIRUNDINA STREETSII	110	19	5.79	11.25	1	49	2.0	5	14	

Table 7. cont'd.

TAXON	COUNTS							ANCHOVY EGGS	
	Sum	N	Mean	SD	Min	Max	Median	+	0
EUCHIRELLA CURTICAUDA	21	4	5.25	5.32	1	13	3.5	3	1
EUCHIRELLA ROSTRATA	60	13	4.62	4.43	1	14	4.0	1	12
GAETANUS ARMINGER	1	1	1.00	--	--	--	--	0	1
GAIDIUS PUNGENS	24	10	2.40	1.90	1	7	2.0	2	8
UNDEUCHAETA INTERMEDIA	8	1	8.00	--	--	--	--	0	1
UNDEUCHAETA MAJOR	5	2	2.50	2.12	1	4	2.5	1	1
UNDEUCHAETA PLUMOSA	38	14	2.71	1.94	1	7	2.0	5	9
AUGAPTILIDAE									
HALOPTILUS LONGICORNIS	1	1	1.00	--	--	--	--	1	0
CALANIDAE									
CALANUS GRACILIS	39	5	7.80	14.10	1	33	2.0	1	4
CALANUS MINOR	412	20	20.60	72.89	1	330	3.5	6	14
CALANUS PACIFICUS	7258	61	118.98	136.97	1	562	68.0	19	42
CALANUS PAUPER	29	3	9.67	2.08	8	12	9.0	3	0
CALANUS TENUICORNIS	356	30	11.87	23.40	1	122	4.0	12	18
UNDINULA VULGARIS	1	1	1.00	--	--	--	--	1	0
CANDACIDAE									
CANDACIA AETHIOPICA	24	11	2.18	1.17	1	5	2.0	5	6
CANDACIA BIPINNATA	43	14	3.07	2.53	1	10	2.0	3	11
CANDACIA CATULA	6	3	2.00	1.00	1	3	2.0	3	0
CANDACIA CURTA	64	20	3.20	2.31	1	11	3.0	6	14
CANDACIA GUGGENHEIMI	1	1	1.00	--	--	--	--	0	1
CANDACIA VARICANS	60	18	3.33	2.54	1	10	3.0	7	11
CANDACIA SPP.	1	1	1.00	--	--	--	--	0	1
CENTROPAGIDAE									
CENTROPAGES BRADYI	86	23	3.74	8.11	1	40	1.0	9	14
CENTROPAGES CALANINUS	7	5	1.40	0.55	1	2	1.0	3	2
EUCALANIDAE									
EUCALANUS ATTENUATUS	109	4	27.25	17.04	6	42	30.5	4	0
EUCALANUS CALIFORNICUS	919	44	20.89	23.71	1	92	8.0	12	32
EUCALANUS CRASSUS	458	12	38.17	42.20	2	122	31.5	9	3
MECYNOCERA CLAUSI	1743	62	28.11	23.37	3	102	19.0	19	43
RHINCALANUS NASUTUS	5065	50	101.30	224.39	1	1321	30.0	14	36
EUCHAETIDAE									
EUCHAETA ACUTA	1	1	1.00	--	--	--	--	0	1
EUCHAETA MARINA	5	4	1.25	0.50	1	2	1.0	0	4
EUCHAETA MEDIA	14	6	2.33	1.51	1	5	2.0	2	4
EUCHAETA TENUIS	1	1	1.00	--	--	--	--	0	1
EUCHAETA WOLFENDENI	65	20	3.25	6.87	1	32	1.0	9	11
EUCHAETA SP.	1	1	1.00	--	--	--	--	0	1
HETERORHABDIDAE									
HETERORHABDUS PAPILLIGER	1598	35	45.66	71.98	1	366	29.0	14	21
LUCICUTIDAE									
LUCICUTIA FLAVICORNIS	543	50	10.86	14.12	1	55	5.0	18	32
METRIDIDAE									
METRIDIA PACIFICA	2479	43	57.65	64.01	1	238	27.0	13	30
PLEUROMAMMA ABDOMINALIS	613	35	17.51	21.30	1	104	10.0	11	24
PLEUROMAMMA BOREALIS	4594	53	86.68	99.58	1	505	65.0	19	34

Table 7. cont'd.

TAXON	COUNTS							ANCHOVY EGGS		
	Sum	N	Mean	SD	Min	Max	Median	+	0	
PLEUROMAMMA GRACILIS	293	15	19.53	25.11	1	90	7.0	11	4	
PLEUROMAMMA QUADRUNGULATA	6	1	6.00	--	--	--	--	0	1	
PLEUROMAMMA XIPHIAS	8	6	1.33	0.52	1	2	1.0	0	6	
PARACALANIDAE										
CALOCALANUS PAVO	46	5	9.20	8.26	1	22	9.0	5	0	
CALOCALANUS PAVONICUS	452	49	9.22	12.50	1	51	4.0	17	32	
CALOCALANUS STYLIREMIS	55	9	6.11	9.84	1	32	3.0	2	7	
CALOCALANUS SP.	14	2	7.00	1.41	6	8	7.0	1	1	
PARACALANUS ACULEATUS	157	3	52.33	44.41	2	86	69.0	2	1	
PARACALANUS PARVUS	4153	46	90.28	88.15	2	455	61.5	16	30	
PHAENNIDAE										
PHAENNA SPINIFERA	5	4	1.25	0.50	1	2	1.0	1	3	
PONTELLIDAE										
LABIDOCERA TRISPINOSA	14	8	1.75	1.39	1	5	1.0	3	5	
PONTELLINA PLUMATA	10	5	2.00	1.41	1	4	1.0	1	4	
PSEUDOCALANIDAE										
CLAUSOCALANUS ARCUICORNIS	923	32	28.84	27.31	1	91	30.0	16	16	
CLAUSOCALANUS FURCATUS	3258	41	79.46	69.03	1	245	64.0	18	23	
CLAUSOCALANUS PERGENS	1805	54	33.43	33.82	1	152	22.0	20	34	
CTENOCALANUS LONGICORNIS	494	10	49.40	53.96	1	180	33.5	4	6	
MICROCALANUS PUSILLUS	17	8	2.12	1.36	1	5	2.0	2	6	
PSEUDOCALANUS ELONGATUS	1997	53	37.68	41.03	1	167	30.0	19	34	
PSEUDOCALANUS GRACILIS	305	8	38.12	42.38	2	122	21.5	7	1	
SCOLECITHRICIDAE										
SCOLECITHRICELLA DENTATA	388	13	29.85	19.85	3	64	32.0	5	8	
SCOLECITHRICELLA MINOR	984	28	35.14	27.38	3	120	30.5	13	15	
SCOLECITHRICELLA OVATA	803	28	28.68	20.27	1	63	29.5	14	14	
SCOLECITHRICELLA TENUISERRATA	93	5	18.60	14.28	2	40	20.0	4	1	
SCOLECITHRICELLA VITTATA	1271	35	36.31	44.12	1	220	31.0	17	18	
SCOLECITHRIX BRADYI	2	2	1.00	0.00	1	1	1.0	0	2	
SCOLECITHRIX DANAE	7	3	2.33	2.31	1	5	1.0	2	1	
SCOLECITHRIX INORNATA	88	7	12.57	23.81	1	66	3.0	3	4	
SCOLECITHRIX NICOBARICA	702	47	14.94	17.14	1	94	9.0	17	30	
SCOTTOCALANUS HELENAE	4	3	1.33	0.58	1	2	1.0	0	3	
SCOTTOCALANUS PERSECANS	6	4	1.50	0.58	1	2	1.5	0	4	
UNDINELLA FRONTALIS	5	1	5.00	--	--	--	--	0	1	
SPINOCALANIDAE										
SPINOCALANUS ABYSSALIS	10	1	10.00	--	--	--	--	1	0	
TEMORIDAE										
TEMOROPIA MAYUMBAENSIS	1	1	1.00	--	--	--	--	0	1	
CYCLOPIDAE										
OITHONA NANA	1084	17	63.76	83.86	5	357	40.0	1	16	
OITHONA PLUMIFERA	1746	59	29.59	23.25	1	122	22.0	19	40	
OITHONA SETIGERA	3	1	3.00	--	--	--	--	1	0	
OITHONA SIMILIS	1768	40	44.20	38.32	1	152	30.5	17	23	
HARPACTICIDAE										
CLYTEMNESTRA ROSTRATA	15	10	1.50	0.97	1	4	1.0	4	6	
CLYTEMNESTRA SCUTELLATA	1	1	1.00	--	--	--	--	0	1	

Table 7. cont'd.

TAXON	COUNTS							ANCHOVY EGGS	
	Sum	N	Mean	SD	Min	Max	Median	+	0
EUTERPE ACUTIFRONS	4	4	1.00	0.00	1	1	1.0	2	2
LUBBOCKIA MARUKAWAI	1	1	1.00	--	--	--	--	1	0
LUBBOCKIA SQUILLIMANA	7	1	7.00	--	--	--	--	0	1
MICROSETELLA NORVEGICA	23	3	7.67	4.51	3	12	8.0	1	2
MICROSETELLA ROSEA	184	21	8.76	15.75	1	70	4.0	9	12
SETELLA GRACILIS	297	26	11.42	21.77	1	100	2.0	7	19
ONCAEA CONIFERA	1273	42	30.31	48.05	1	246	5.0	16	26
ONCAEA MEDIA	125	13	9.62	12.36	1	33	4.0	6	7
ONCAEA VENUSTA	140	11	12.73	14.27	1	39	6.0	8	3
CORYCAEIDAE									
CORYCAEUS AGILIS	10	3	3.33	0.58	3	4	3.0	3	0
CORYCAEUS DAHLI	224	21	10.67	10.66	1	37	7.0	10	11
CORYCAEUS DUBIUS	358	32	11.19	11.59	1	35	5.5	12	20
CORYCAEUS JAPONICUS (AFFINIS)	1772	44	40.27	77.65	1	473	15.0	16	28
CORYCAEUS LAUTUS	37	4	9.25	15.20	1	32	2.0	3	1
CORYCAEUS LIMBATUS	249	25	9.96	17.07	1	80	3.0	12	13
CORYCAEUS PACIFICUS	10	1	10.00	--	--	--	--	0	1
CORYCAEUS LONGISTYLIS	3	2	1.50	0.71	1	2	1.5	0	2
CORYCAEUS ROBUSTUS	3	2	1.50	0.71	1	2	1.5	0	2
CORYCAEUS ROSTRATUS	27	5	5.40	4.39	1	11	4.0	4	1
CORYCAEUS SPECIOSUS	1	1	1.00	--	--	--	--	0	1
CORYCAEUS SUBTILIS	14	3	4.67	3.06	2	8	4.0	3	0
SAPPHIRINA ANGUSTA	1	1	1.00	--	--	--	--	1	0
SAPPHIRINA GEMMA	6	3	2.00	1.73	1	4	1.0	1	2
SAPPHIRINA NIGROMACULATA	1	1	1.00	--	--	--	--	1	0
EUPHAUSIACEA									
EUPHAUSIA EXIMIA	4	2	2.00	0.00	2	2	2.0	0	2
EUPHAUSIA GIBBOIDES	104	10	10.40	16.49	1	54	4.0	6	4
EUPHAUSIA PACIFICA	547	22	24.86	35.70	1	146	3.0	8	14
EUPHAUSIA RECURVA	56	1	56.00	--	--	--	--	0	1
EUPHAUSIA TENERA	1	1	1.00	--	--	--	--	0	1
³ EUPHAUSIIDS	1791	17	105.35	213.40	2	900	40.0	5	12
NEMATOSCELIS DIFFICILIS	56	4	14.00	15.81	2	36	9.0	1	3
NEMATOSCELIS MICROPS	3	1	3.00	--	--	--	--	1	0
NYCTIPHANES SIMPLEX	381	9	42.33	64.61	4	210	20.0	3	6
STYLOCHEIRON AFFINE	8	2	4.00	2.83	2	6	4.0	0	2
STYLOCHEIRON CARINATUM	12	3	4.00	4.36	1	9	2.0	0	3
STYLOCHEIRON LONGICORNE	3	2	1.50	0.71	1	2	1.5	1	1
STYLOCHEIRON SPP.	4	1	4.00	--	--	--	--	0	1
THYSANOESSA GREGARIA	238	6	39.67	31.26	4	89	29.0	1	5
THYSANOESSA PARVA	1227	34	36.09	33.13	1	109	24.0	6	28
THYSANOESSA SPP.	46	2	23.00	24.04	6	40	23.0	2	0
NEMATOBRACHIUM FLEXIPES	8	1	8.00	--	--	--	--	0	1
ISOPODA									
CRYPTONISCAN LARVA	5	5	1.00	0.00	1	1	1.0	1	4

³Eggs + calyptopis and furcilia stages.

Table 7. cont'd.

TAXON	COUNTS							ANCHOVY EGGS		
	Sum	N	Mean	SD	Min	Max	Median	+	0	
OSTRACODA										
CONCHOECIA ACUMINATA	12	7	1.71	1.11	1	4	1.0	2	5	
CONCHOECIA DAPHNOIDES	5	3	1.67	1.16	1	3	1.0	0	3	
CONCHOECIA SECERNENDA	37	15	2.47	1.41	1	6	2.0	1	14	
CONCHOECIA SPINIFERA	257	38	6.76	8.69	1	48	3.0	13	25	
CONCHOECIA SPINIROSTRIS	62	26	2.38	2.00	1	8	1.5	5	21	
CONCHOECIA CURTA	43	27	1.59	0.97	1	4	1.0	6	21	
CONCHOECIA CONCENTRICA	4	2	2.00	0.00	2	2	2.0	0	2	
CONCHOECIA PARTHENODA	9	4	2.25	0.96	1	3	2.5	2	2	
FELIA CORNUTA DISPAR	4	2	2.00	1.41	1	3	2.0	1	1	
OTHER CRUSTACEA LARVAE										
BARNACLE NAUPLII>333 OR CYPRIS	203	25	8.12	16.98	1	73	2.0	11	14	
BRACHYURID ZOEAE	52	9	5.78	7.03	1	23	3.0	1	8	
CALLINASSA SP.	39	7	5.57	6.60	1	19	3.0	3	4	
CRANGONID	4	3	1.33	0.58	1	2	1.0	1	2	
DECAPOD	8	2	4.00	1.41	3	5	4.0	2	0	
GALATHEID	950	33	28.79	74.62	1	420	7.0	10	23	
GENNADES	59	28	2.11	1.60	1	7	1.5	5	23	
LAMPROPS SP.	1	1	1.00	--	--	--	--	0	1	
PAGURIID ZOEAE	11	4	2.75	1.26	1	4	3.0	0	4	
PARAPENNAEUS SP.	1	1	1.00	--	--	--	--	0	1	
PORTUNID	5	1	5.00	--	--	--	--	0	1	
SERGESTID	5	5	1.00	0.00	1	1	1.0	1	4	
SOLENOCERA	3	2	1.50	0.71	1	2	1.5	2	0	
STOMATOPOD	1	1	1.00	--	--	--	--	0	1	
XANTID	1	1	1.00	--	--	--	--	1	0	
GASTROPODA										
GASTROPOD LARVAE	41	9	4.56	3.17	1	10	4.0	0	9	
HETEROPODA										
ATLANTA GAUDICHAUDI	2	1	2.00	--	--	--	--	0	1	
ATLANTA LESUEURI	4	2	2.00	1.41	1	3	2.0	1	1	
ATLANTA PERONI	43	24	1.79	0.93	1	3	1.0	8	16	
CARDIOPODA PLACENTA	3	3	1.00	0.00	1	1	1.0	0	3	
PTEROPODA										
CLIO PYRAMIDATA	5	5	1.00	0.00	1	1	1.0	0	5	
DESMOPTERUS PACIFICUS	21	11	1.91	1.14	1	4	1.0	1	10	
HYALOCILIX STRIATA	2	1	2.00	--	--	--	--	0	1	
LIMACINA HELICINA	1	1	1.00	--	--	--	--	0	1	
LIMACINA INFLATA	395	47	8.40	12.15	1	48	3.0	16	31	
PELECYPODA										
BIVALVE LARVAE	52	10	5.20	8.98	1	30	2.0	1	9	
CEPHALOPODA										
ALLOPOSUS MOLLIS	2	2	1.00	0.00	1	1	1.0	1	1	
ECHINODERMATA LARVAE										
AURICULARIA	52	20	2.60	2.04	1	8	2.0	7	13	
BIPINNARIA	3	3	1.00	0.00	1	1	1.0	0	3	
BRACHIOLARIA	55	21	2.62	2.42	1	10	2.0	6	15	

Table 7. cont'd.

TAXON	COUNTS							ANCHOVY EGGS		
	Sum	N	Mean	SD	Min	Max	Median	+	0	
ECHINOPLUTEUS	222	32	6.94	8.18	1	36	3.0	11	21	
OPHIOPLUTEUS	208	34	6.12	8.19	1	34	3.0	6	28	
OTHER LARVAE										
MEMBRANIPORA	3764	58	64.90	73.67	1	327	37.5	18	40	
PHORONIS	14	7	2.00	1.29	1	4	1.0	3	4	
PILIDIUM	11	5	2.20	1.30	1	4	2.0	2	3	
CHORDATA										
TORNARIA LARVAE	7	3	2.33	2.31	1	5	1.0	0	3	
LARVACEA										
OIKOPLEURA CALIFORNICA	4771	56	85.20	103.28	1	426	36.5	20	36	
OIKOPLEURA FUSIFORMIS	6137	45	136.38	146.54	1	623	99.0	20	25	
OIKOPLEURA COPHOCERCA	82	1	82.00	--	--	--	--	0	1	
OIKOPLEURA RUFESCENS	101	1	101.00	--	--	--	--	1	0	
OIKOPLEURA LONGICAUDA	653	31	21.06	39.43	1	167	5.0	17	14	
FRITILLARIA HAPLOSTOMA	2347	49	47.90	65.27	1	257	19.0	19	30	
FRITILLARIA PELLUCIDA	4569	53	86.21	114.17	1	436	26.0	19	34	
BATHOCHORDAEUS CHARON	1	1	1.00	--	--	--	--	1	0	
THALIACEA										
DOLIOLETTA GEGENBAURI	662	23	28.78	58.65	1	245	5.0	14	9	
RITTERIELLA AMBOINENSIS	1	1	1.00	--	--	--	--	0	1	
SALPA MAXIMA	565	13	43.46	142.05	1	516	2.0	1	12	
THALIA DEMOCRATICA	131	18	7.28	8.98	1	36	2.5	2	16	
IHLEA ASYMMETRICA	1	1	1.00	--	--	--	--	0	1	
PYROSOMID LARVAE	8	6	1.33	0.82	1	3	1.0	1	5	
FORAMINIFERA	4721	55	85.84	102.19	2	470	44.0	19	36	
RADIOLARIA	1740	37	47.03	85.90	1	404	12.0	10	27	

Table 8. Taxa caught in 50 PAIROVET collections (333µm) during survey 8503 JD (Sites 1 and 2).

TAXON	COUNTS							ANCHOVY EGGS ²	
	Sum	N ¹	Mean	SD	Min	Max	Median	+	0
MEDUSAE									
AGLAURA HEMISTOMA	6	5	1.20	0.45	1	2	1.0	4	1
EUPHYSA TENTACULATA	1	1	1.00	--	--	--	--	1	0
LEUCKARTIARA OCTONA	1	1	1.00	--	--	--	--	1	0
LIRIOPE TETRAPHYLLA	1	1	1.00	--	--	--	--	1	0
OBELIA SP. A	15	13	1.15	0.38	1	2	1.0	12	1
RHOPALONEMA VELATUM	2	1	2.00	--	--	--	--	1	0
SOLMUNDELLA BITENTACULATA	4	4	1.00	0.00	1	1	1.0	4	0
SIPHONOPHORAE									
AGALMID LARVAE	12	7	1.71	1.25	1	4	1.0	6	1
CHELOPHYES APPENDICULATA	556	46	12.09	10.78	1	50	10.0	39	7
MUGGIAEA ATLANTICA	383	49	7.81	4.39	1	20	7.0	40	9
PHYSOPHORA HYDROSTATICA	1	1	1.00	--	--	--	--	1	0
SPHAERONECTES GRACILIS	364	43	8.46	5.71	1	26	7.0	36	7
STEPHANOMIA BIJUGA	5	5	1.00	0.00	1	1	1.0	4	1
BARGMANNIA ELONGATA	1	1	1.00	--	--	--	--	1	0
NECTALIA LOLIGO	1	1	1.00	--	--	--	--	1	0
CTENOPHORAE									
BOLINOPSIS SPP.	15	9	1.67	0.87	1	3	1.0	8	1
CHAETOGNATHA									
KROHNITTA SUBTILIS	32	20	1.60	0.68	1	3	1.5	16	4
PTEROSAGITTA DRACO	1	1	1.00	--	--	--	--	1	0
SAGITTA BIERII	118	33	3.58	2.77	1	11	3.0	26	7
SAGITTA ENFLATA	1	1	1.00	--	--	--	--	0	1
SAGITTA EUNERITICA	1516	47	32.26	19.76	2	83	30.0	38	9
SAGITTA HEXAPTERA	2	2	1.00	0.00	1	1	1.0	1	1
SAGITTA MINIMA	554	43	12.88	8.96	1	45	11.0	36	7
SAGITTA PSEUDOSERRATODENTATA	10	6	1.67	0.82	1	3	1.5	4	2
POLYCHAETA									
AUTOLYTUS SP.	2	2	1.00	0.00	1	1	1.0	1	1
LANICE SPP.	2	2	1.00	0.00	1	1	1.0	1	1
MAGELONA SP.	49	13	3.77	5.04	1	18	1.0	10	3
MAUPAUSIA SP.	1	1	1.00	--	--	--	--	1	0
PECTINOPHELIA SP.	2	2	1.00	0.00	1	1	1.0	2	0
PHYLLODOCIDS	10	4	2.50	3.00	1	7	1.0	3	1
POLYCHAETES	2	1	2.00	--	--	--	--	1	0
POLYNOIDS	1	1	1.00	--	--	--	--	0	1
SPIONIDS	2	2	1.00	0.00	1	1	1.0	2	0
TEREBELLID LANICE LARVAE	3	3	1.00	0.00	1	1	1.0	3	0
TOMOPTERIS HELGOLANDICA	1	1	1.00	--	--	--	--	1	0
TOMOPTERIS PLANCTONIS	3	2	1.50	0.71	1	2	1.5	2	0
TOMOPTERIS SEPTENTRIONALIS	6	6	1.00	0.00	1	1	1.0	6	0

¹Number of positive collections.

²Number of positive collections in which anchovy eggs were present (+) or absent (0).

Table 8. cont'd.

TAXON	COUNTS							ANCHOVY EGGS	
	Sum	N	Mean	SD	Min	Max	Median	+	0
AMPHIPODA									
AMPHIPOD LARVAE	1	1	1.00	--	--	--	--	1	0
OXYCEPHALID SPP.	1	1	1.00	--	--	--	--	1	0
PRIMNO SP.	1	1	1.00	--	--	--	--	0	1
TRYPHANA SP. A	1	1	1.00	--	--	--	--	1	0
VIBILIA SP. A	12	7	1.71	0.95	1	3	1.0	5	2
CLADOCERA									
EVADNE NORDMANNI	553	40	13.82	14.38	1	49	7.5	35	5
EVADNE SPINIFERA	1	1	1.00	--	--	--	--	0	1
EVADNE TERGESTINA	2124	47	45.19	59.65	1	266	28.0	39	8
COPEPODA									
ACARTIIDAE									
ACARTIA CLAUSI	2024	39	51.90	60.49	1	301	31.0	34	5
ACARTIA DANAE	1437	47	30.57	25.46	1	120	26.0	38	9
ACARTIA NEGLIGENS	267	14	19.07	14.23	2	44	16.5	11	3
AETIDEIDAE									
AETIDEUS ARMATUS	2	1	2.00	--	--	--	--	1	0
CHIRUNDINA STREETSII	17	9	1.89	0.78	1	3	2.0	5	4
EUCHIRELLA CURTICAUDA	8	4	2.00	1.16	1	3	2.0	3	1
EUCHIRELLA ROSTRATA	7	6	1.17	0.41	1	2	1.0	5	1
GADIUS PUNGENS	8	3	2.67	2.89	1	6	1.0	1	2
UNDEUCHAETA INTERMEDIA	9	4	2.25	1.26	1	4	2.0	3	1
UNDEUCHAETA MAJOR	1	1	1.00	--	--	--	--	0	1
UNDEUCHAETA MINOR	1	1	1.00	--	--	--	--	1	0
UNDEUCHAETA PLUMOSA	22	12	1.83	1.03	1	4	1.5	7	5
CALANIDAE									
CALANUS GRACILIS	46	2	23.00	28.28	3	43	23.0	1	1
CALANUS MINOR	9	2	4.50	0.71	4	5	4.5	2	0
CALANUS PACIFICUS	2531	47	53.85	59.17	1	252	26.0	38	9
CALANUS TENUICORNIS	316	29	10.90	14.88	1	60	5.0	26	3
UNDINULA VULGARIS	1	1	1.00	--	--	--	--	1	0
CANDACIDAE									
CANDACIA AETHIOPICA	13	5	2.60	1.14	1	4	3.0	4	1
CANDACIA BIPINNATA	22	13	1.69	0.95	1	4	1.0	10	3
CANDACIA CATULA	13	6	2.17	1.17	1	4	2.0	6	0
CANDACIA CURTA	26	11	2.36	1.69	1	6	2.0	9	2
CANDACIA SPP.	45	11	4.09	6.07	1	22	2.0	8	3
CENTROPAGIDAE									
CENTROPAGES BRADYI	50	14	3.57	8.21	1	32	1.0	12	2
EUCALANIDAE									
EUCALANUS ATTENUATUS	106	8	13.25	16.69	1	40	6.0	7	1
EUCALANUS CALIFORNICUS	637	38	16.76	20.20	1	85	7.5	32	6
EUCALANUS CRASSUS	247	16	15.44	14.58	1	54	10.0	15	1
EUCALANUS SUBCRASSUS	6	1	6.00	--	--	--	--	1	0
MECYNOCERA CLAUSI	134	35	3.83	2.27	1	8	3.0	29	6
RHINCALANUS NASUTUS	1405	42	33.45	30.02	1	113	23.0	35	7

Table 8. cont'd.

TAXON	COUNTS							ANCHOVY EGGS	
	Sum	N	Mean	SD	Min	Max	Median	+	0
EUCHAETIDAE									
EUCHAETA ACUTA	1	1	1.00	--	--	--	--	1	0
EUCHAETA MEDIA	11	4	2.75	1.50	1	4	3.0	3	1
EUCHAETA WOLFENDENI	2	2	1.00	0.00	1	1	1.0	1	1
HETERORHABDIDAE									
HETERORHABDUS PAPILLIGER	1648	34	48.47	55.41	1	232	28.5	28	6
LUCICUTIDAE									
LUCICUTIA FLAVICORNIS	47	16	2.94	2.93	1	12	2.0	11	5
METRIDIDAE									
METRIDIA PACIFICA	2618	39	67.13	98.12	1	397	11.0	31	8
PLEUROMAMMA ABDOMINALIS	175	21	8.33	7.28	1	25	6.0	15	6
PLEUROMAMMA BOREALIS	999	29	34.45	41.44	1	164	15.0	21	8
PLEUROMAMMA GRACILIS	190	15	12.67	17.38	1	51	4.0	12	3
PLEUROMAMMA SCUTULLATA	10	1	10.00	--	--	--	--	1	0
PLEUROMAMMA XIPHIAS	3	2	1.50	0.71	1	2	1.5	2	0
PARACALANIDAE									
CALOCALANUS PAVO	5	4	1.25	0.50	1	2	1.0	4	0
CALOCALANUS PAVONICUS	2	2	1.00	0.00	1	1	1.0	2	0
PARACALANUS PARVUS	1760	43	40.93	31.38	1	121	40.0	36	7
PONTELLIDAE									
LABIDOCERA TRISPINOSA	147	20	7.35	15.32	1	69	2.0	17	3
PONTELLOPSIS REGALIS	3	2	1.50	0.71	1	2	1.5	1	1
PSEUDOCALANIDAE									
CLAUSOCALANUS ARCUICORNIS	778	38	20.47	17.99	1	66	12.5	31	7
CLAUSOCALANUS FURCATUS	1140	43	26.51	23.94	1	83	23.0	35	8
CLAUSOCALANUS PERGENS	269	31	8.68	16.02	1	87	4.0	28	3
CTENOCALANUS LONGICORNIS	1397	34	41.09	28.45	1	121	40.0	27	7
PSEUDOCALANUS ELONGATUS	845	32	26.41	24.06	1	94	14.5	28	4
PSEUDOCALANUS GRACILIS	73	6	12.17	15.12	1	42	8.0	4	2
SCOLECITHRICIDAE									
SCOLECITHRICELLA DENTATA	273	11	24.82	29.74	4	101	14.0	10	1
SCOLECITHRICELLA MINOR	1186	35	33.89	24.57	1	108	40.0	30	5
SCOLECITHRICELLA OVATA	1006	35	28.74	20.17	2	85	30.0	32	3
SCOLECITHRICELLA VITTATA	1234	42	29.38	23.76	1	108	30.0	33	9
SCOLECITHRIX INORNATA	4	2	2.00	1.41	1	3	2.0	1	1
SCOLECITHRIX NICOBARICA	536	35	15.31	18.51	2	86	8.0	29	6
SCOTTOCALANUS PERSECANS	1	1	1.00	--	--	--	--	0	1
CYCLOPIDAE									
OITHONA NANA	4	2	2.00	0.00	2	2	2.0	1	1
OITHONA PLUMIFERA	391	34	11.50	13.80	1	56	4.5	28	6
OITHONA SIMILIS	105	27	3.89	4.33	1	21	2.0	22	5
HARPACTICIDAE									
CLYTEMNESTRA ROSTRATA	11	7	1.57	0.54	1	2	2.0	4	3
CLYTEMNESTRA SCUTELLATA	12	5	2.40	1.14	1	4	2.0	4	1
EUTERPE ACUTIFRONS	20	1	20.00	--	--	--	--	0	1
LUBBOCKIA SQUILLIMANA	1	1	1.00	--	--	--	--	1	0
MICROSETELLA NORVEGICA	2	2	1.00	0.00	1	1	1.0	1	1

Table 8. cont'd.

TAXON	COUNTS							ANCHOVY EGGS		
	Sum	N	Mean	SD	Min	Max	Median	+	0	
ONCAEA CONIFERA	565	22	25.68	28.50	1	97	12.5	16	6	
ONCAEA MEDIA	1	1	1.00	--	--	--	--	0	1	
ONCAEA VENUSTA	1	1	1.00	--	--	--	--	0	1	
SETELLA GRACILIS	3	2	1.50	0.71	1	2	1.5	2	0	
CORYCAEIDAE										
CORYCAEUS CATUS	13	3	4.33	1.53	3	6	4.0	3	0	
CORYCAEUS DAHLI	263	23	11.44	12.56	1	48	6.0	21	2	
CORYCAEUS DUBIUS	355	40	8.88	9.99	1	47	6.0	33	7	
CORYCAEUS JAPONICUS (AFFINIS)	411	39	10.54	8.62	1	35	9.0	34	5	
CORYCAEUS LIMBATUS	105	20	5.25	4.23	1	13	3.0	17	3	
CORYCAEUS PACIFICUS	1	1	1.00	--	--	--	--	1	0	
SAPPHIRINA GEMMA	7	4	1.75	1.50	1	4	1.0	2	2	
SAPPHIRINA STELLATA	1	1	1.00	--	--	--	--	0	1	
EUPHAUSIACEA										
EUPHAUSIA EXIMIA	8	3	2.67	2.89	1	6	1.0	2	1	
EUPHAUSIA GIBBOIDES	11	3	3.67	1.53	2	5	4.0	2	1	
EUPHAUSIA PACIFICA	916	31	29.55	34.50	1	162	18.0	26	5	
³ EUPHAUSIIDS	3016	33	91.39	120.35	1	441	40.0	31	2	
NEMATOSCELIS ATLANTICA	85	6	14.17	10.30	1	30	13.0	5	1	
NEMATOSCELIS GRACILIS	2	1	2.00	--	--	--	--	0	1	
NYCTIPHANES SIMPLEX	591	24	25.62	27.79	2	95	12.0	20	4	
STYLOCHEIRON SPP.	31	4	7.75	4.03	2	11	9.0	2	2	
THYSANOESSA PARVA	153	13	11.77	12.05	1	42	9.0	8	5	
THYSANOESSA SPP.	40	1	40.00	--	--	--	--	1	0	
OSTRACODA										
CONCHOECIA CONCENTRICA	2	2	1.00	0.00	1	1	1.0	0	2	
CONCHOECIA CURTA	4	2	2.00	0.00	2	2	2.0	1	1	
CONCHOECIA SECERNENDA	47	17	2.76	1.86	1	7	2.0	9	8	
CONCHOECIA SPINIFERA	64	16	4.00	4.15	1	14	2.0	12	4	
CONCHOECIA SPINIROSTRIS	16	9	1.78	1.09	1	4	1.0	6	3	
FELIA CORNUTA DISPAR	5	4	1.25	0.50	1	2	1.0	3	1	
HALOCYPRIS BREVIROSTRIS	2	2	1.00	0.00	1	1	1.0	1	1	
OTHER CRUSTACEA LARVAE										
BARNACLE NAUPLII OR CYPRIS	7	6	1.17	0.41	1	2	1.0	6	0	
BRACHYURID ZOEAE	3	3	1.00	0.00	1	1	1.0	3	0	
EMERITA SP.	1	1	1.00	--	--	--	--	1	0	
GALATHEID	32	11	2.91	3.65	1	12	1.0	9	2	
GENNADES	25	4	6.25	8.54	1	19	2.5	4	0	
GASTROPODA										
GASTROPOD LARVAE	553	40	13.82	14.31	1	80	11.5	34	6	
HETEROPODA										
ATLANTA INFLATA	2	1	2.00	--	--	--	--	1	0	
ATLANTA LESEURI	1	1	1.00	--	--	--	--	1	0	
ATLANTA PERONI	4	3	1.33	0.58	1	2	1.0	2	1	
OXYGYRUS KERANCHENI	1	1	1.00	--	--	--	--	0	1	

³Eggs + calyptopis and furcilia stages.

Table 8. cont'd.

TAXON	COUNTS							ANCHOVY EGGS	
	Sum	N	Mean	SD	Min	Max	Median	+	0
PTEROPODA									
CLIO PYRAMIDATA	1	1	1.00	--	--	--	--	1	0
DESMOPTERUS PACIFICUS	1	1	1.00	--	--	--	--	1	0
LIMACINA INFLATA	100	27	3.70	3.01	1	12	3.0	23	4
ECHINODERMATA LARVAE									
BIPINNARIA	11	4	2.75	2.87	1	7	1.5	3	1
BRACHIOLARIA	15	9	1.66	1.12	1	4	1.0	7	2
ECHINOPLUTEUS	6	5	1.20	0.44	1	2	1.0	3	2
OPHIOPLUTEUS	536	35	15.31	17.88	1	81	7.0	32	3
YOUNG SEA STAR	3	3	1.00	0.00	1	1	1.0	3	0
OTHER LARVAE									
PHORONIS	388	29	13.38	9.81	2	33	11.0	26	3
PILIDIUM	26	17	1.53	1.07	1	5	1.0	16	1
CHORDATA									
LARVACEA									
OIKOPLEURA CALIFORNICA	1785	42	42.50	26.42	6	145	39.5	35	7
OIKOPLEURA FUSIFORMIS	829	41	20.22	17.63	1	86	14.0	35	6
OIKOPLEURA LONGICAUDA	71	22	3.23	2.18	1	9	2.5	19	3
OIKOPLEURA PARVA	2	1	2.00	--	--	--	--	1	0
OIKOPLEURA SPP.	89	1	89.00	--	--	--	--	1	0
FRITILLARIA HAPLOSTOMA	1094	36	30.39	27.45	1	89	25.0	30	6
FRITILLARIA PELLUCIDA	1300	42	30.95	21.82	1	90	28.0	35	7
THALIACEA									
DOLIOLETTA GEGENBAURI	34	17	2.00	1.28	1	6	2.0	11	6
IASIS ZONARIA	5	1	5.00	--	--	--	--	1	0
PEGEA CONFEDERATA	155	5	31.00	62.17	1	142	1.0	3	2
RITTERIELLA AMBOINENSIS	48	3	16.00	15.62	6	34	8.0	0	3
SALPA FUSIFORMIS	195	11	17.73	16.58	1	50	9.0	9	2
SALPA MAXIMA	51	5	10.20	12.99	1	30	2.0	4	1
THETIS VAGINA	1	1	1.00	--	--	--	--	1	0
FORAMINIFERA	581	42	13.83	12.86	1	59	9.5	34	8
RADIOLARIA	969	41	23.63	17.21	2	92	21.0	34	7

Table 9. Taxa caught in 26 PAIROVET collections (333µm) during survey 8503 JD (Site 1).

TAXON	COUNTS						
	Sum	N ¹	Mean	SD	Min	Max	Median
MEDUSAE							
AGLAURA HEMISTOMA	5	4	1.25	0.50	1	2	1.0
EUPHYSA TENTACULATA	1	1	1.00	--	--	--	--
LEUCKARTIARA OCTONA	1	1	1.00	--	--	--	--
OBELIA SP. A	14	12	1.17	0.39	1	2	1.0
RHOPALONEMA VELATUM	2	1	2.00	--	--	--	--
SOLMUNDELLA BITENTACULATA	3	3	1.00	0.00	1	1	1.0
SIPHONOPHORAE							
AGALMID LARVAE	2	2	1.00	0.00	1	1	1.0
CHELOPHYES APPENDICULATA	279	25	11.16	5.44	4	30	10.0
MUGGIAEA ATLANTICA	228	26	8.77	4.84	2	20	7.0
SPHAERONECTES GRACILIS	243	25	9.72	6.22	3	26	8.0
STEPHANOMIA BIJUGA	2	2	1.00	0.00	1	1	1.0
CTENOPHORAE							
BOLINOPSIS SPP.	12	6	2.00	0.89	1	3	2.0
CHAETOGNATHA							
KROHNITTA SUBTILIS	25	15	1.67	0.72	1	3	2.0
SAGITTA BIERII	69	19	3.63	3.02	1	11	2.0
SAGITTA EUNERITICA	847	25	33.88	17.05	9	83	30.0
SAGITTA HEXAPTERA	1	1	1.00	--	--	--	--
SAGITTA MINIMA	401	25	16.04	6.55	4	28	16.0
SAGITTA PSEUDOSERRATODENTATA	6	4	1.50	0.58	1	2	1.5
POLYCHAETA							
AUTOLYTUS SP.	2	2	1.00	0.00	1	1	1.0
MAGELONA SP.	48	12	4.00	5.19	1	18	1.5
MAUPAUSIA SP.	1	1	1.00	--	--	--	--
PECTINOPHELIA SP.	2	2	1.00	0.00	1	1	1.0
PHYLLODOCIDS	10	4	2.50	3.00	1	7	1.0
POLYCHAETES	2	1	2.00	--	--	--	--
SPIONIDS	2	2	1.00	0.00	1	1	1.0
TOMOPTERIS HELGOLANDICA	1	1	1.00	--	--	--	--
TOMOPTERIS SEPTENTRIONALIS	3	3	1.00	0.00	1	1	1.0
TEREBELLID LANICE LARVAE	3	3	1.00	0.00	1	1	1.0
POLYNOIDS	1	1	1.00	--	--	--	--
LANICE SPP.	2	2	1.00	0.00	1	1	1.0
AMPHIPODA							
PRIMNO SP.	1	1	1.00	--	--	--	--
TRYPHANA SP. A	1	1	1.00	--	--	--	--
VIBILIA SP. A	2	2	1.00	0.00	1	1	1.0
CLADOCERA							
EVADNE NORDMANNI	309	23	13.44	12.21	1	49	8.0
EVADNE TERGESTINA	1336	26	51.38	52.15	1	238	38.0
COPEPODA							
ACARTIDAE							
ACARTIA CLAUSI	1845	26	70.96	65.84	5	301	50.0

¹Numbers of positive collections.

Table 9. cont'd.

TAXON	COUNTS						
	Sum	N	Mean	SD	Min	Max	Median
ACARTIA DANAE	956	25	38.24	28.53	4	120	31.0
ACARTIA NEGLIGENS	267	14	19.07	14.23	2	44	16.5
AETIDEIDAE							
CHIRUNDINA STREETSI	12	6	2.00	0.89	1	3	2.0
EUCHIRELLA CURTICAUDA	6	2	3.00	0.00	3	3	3.0
EUCHIRELLA ROSTRATA	3	2	1.50	0.71	1	2	1.5
GAIDIUS PUNGENS	8	3	2.67	2.89	1	6	1.0
UNDEUCHAETA INTERMEDIA	1	1	1.00	--	--	--	--
UNDEUCHAETA MAJOR	1	1	1.00	--	--	--	--
UNDEUCHAETA PLUMOSA	13	7	1.86	1.07	1	4	2.0
CALANIDAE							
CALANUS GRACILIS	46	2	23.00	28.28	3	43	23.0
CALANUS MINOR	9	2	4.50	0.71	4	5	4.5
CALANUS PACIFICUS	1957	26	75.27	64.66	1	252	64.0
CALANUS TENUICORNIS	301	23	13.09	16.03	1	60	6.0
CANDACIDAE							
CANDACIA AETHIOPICA	7	2	3.50	0.71	3	4	3.5
CANDACIA BIPINNATA	15	9	1.67	1.00	1	4	1.0
CANDACIA CATULA	11	5	2.20	1.30	1	4	2.0
CANDACIA CURTA	19	7	2.71	1.98	1	6	2.0
CANDACIA SPP.	33	5	6.60	8.65	2	22	3.0
CENTROPAGIDAE							
CENTROPAGES BRADYI	11	8	1.38	0.74	1	3	1.0
EUCALANIDAE							
EUCALANUS ATTENUATUS	102	7	14.57	17.57	1	40	6.0
EUCALANUS CALIFORNICUS	563	24	23.46	22.31	1	85	16.0
EUCALANUS CRASSUS	185	13	14.23	10.82	2	32	10.0
MECYNOCERA CLAUSI	99	23	4.30	2.18	1	8	4.0
RHINCALANUS NASUTUS	1134	25	45.36	31.84	7	113	31.0
EUCHAETIDAE							
EUCHAETA MEDIA	11	4	2.75	1.50	1	4	3.0
EUCHAETA WOLFENDENI	2	2	1.00	0.00	1	1	1.0
HETERORHABDIDAE							
HETERORHABDUS PAPILLIGER	1554	24	64.75	58.23	1	232	73.5
LUCICUTIA FLAVICORNIS	42	12	3.50	3.20	1	12	2.5
METRIDIDAE							
METRIDIA PACIFICA	2204	21	104.95	115.63	1	397	81.0
PLEUROMAMMA ABDOMINALIS	115	11	10.46	7.16	2	25	8.0
PLEUROMAMMA BOREALIS	828	15	55.20	46.64	1	164	55.0
PLEUROMAMMA GRACILIS	185	12	15.42	18.53	2	51	6.0
PLEUROMAMMA SCUTULLATA	10	1	10.00	--	--	--	--
PLEUROMAMMA XIPHIAS	2	1	2.00	--	--	--	--
PARACALANIDAE							
CALOCALANUS PAVO	3	2	1.50	0.71	1	2	1.5
CALOCALANUS PAVONICUS	1	1	1.00	--	--	--	--
PARACALANUS PARVUS	1199	26	46.12	32.65	1	121	40.5

Table 9. cont'd.

TAXON	COUNTS						
	Sum	N	Mean	SD	Min	Max	Median
PONTELLIDAE							
LABIDOCERA TRISPINOSA	145	18	8.06	16.04	1	69	2.5
PONTELLOPSIS REGALIS	3	2	1.50	0.71	1	2	1.5
PSEUDOCALANIDAE							
CLAUSOCALANUS ARCUICORNIS	433	20	21.65	18.40	1	50	20.0
CLAUSOCALANUS FURCATUS	415	23	18.04	17.74	1	44	6.0
CLAUSOCALANUS PERGENS	186	22	8.46	18.20	1	87	4.0
CTENOCALANUS LONGICORNIS	1097	25	43.88	32.05	1	121	40.0
PSEUDOCALANUS ELONGATUS	623	24	25.96	26.10	1	94	13.0
PSEUDOCALANUS GRACILIS	11	2	5.50	6.36	1	10	5.5
SCOLECITHRICIDAE							
SCOLECITHRICELLA DENTATA	123	7	17.57	17.07	4	50	14.0
SCOLECITHRICELLA MINOR	691	23	30.04	21.42	1	81	40.0
SCOLECITHRICELLA OVATA	582	24	24.25	17.03	2	55	22.5
SCOLECITHRICELLA VITTATA	646	23	28.09	20.96	1	80	30.0
SCOLECITHRIX INORNATA	1	1	1.00	--	--	--	--
SCOLECITHRIX NICOBARICA	333	19	17.53	21.98	2	86	10.0
SCOTTOCALANUS PERSECANS	1	1	1.00	--	--	--	--
CYCLOPIDAE							
OITHONA NANA	4	2	2.00	0.00	2	2	2.0
OITHONA PLUMIFERA	373	24	15.54	14.65	1	56	10.0
OITHONA SIMILIS	87	19	4.58	4.99	1	21	3.0
HARPACTICIDAE							
CLYTEMNESTRA ROSTRATA	4	3	1.33	0.58	1	2	1.0
CLYTEMNESTRA SCUTELLATA	12	5	2.40	1.14	1	4	2.0
EUTERPE ACUTIFRONS	20	1	20.00	--	--	--	--
LUBBOCKIA SQUILLIMANA	1	1	1.00	--	--	--	--
MICROSETELLA NORVEGICA	1	1	1.00	--	--	--	--
ONCAEA CONIFERA	435	12	36.25	30.95	2	97	40.5
ONCAEA MEDIA	1	1	1.00	--	--	--	--
CORYCAEIDAE							
CORYCAEUS CATUS	13	3	4.33	1.53	3	6	4.0
CORYCAEUS DAHLI	240	17	14.12	13.63	2	48	7.0
CORYCAEUS DUBIUS	280	24	11.67	10.08	2	47	9.5
CORYCAEUS JAPONICUS (AFFINIS)	347	25	13.88	8.23	1	35	11.0
CORYCAEUS LIMBATUS	67	14	4.79	3.93	2	13	3.0
SAPPHIRINA GEMMA	2	2	1.00	0.00	1	1	1.0
EUPHAUSIACEA							
EUPHAUSIA EXIMIA	6	1	6.00	--	--	--	--
EUPHAUSIA PACIFICA	722	18	40.11	41.21	2	162	31.5
² EUPHAUSIIDS	2941	25	117.64	127.79	1	441	60.0
NEMATOSCELIS ATLANTICA	50	2	25.00	7.07	20	30	25.0
NYCTIPHANES SIMPLEX	389	13	29.92	30.53	2	95	23.0
STYLOCHEIRON SPP.	19	2	9.50	2.12	8	11	9.5
THYSANOESSA PARVA	78	5	15.60	9.02	1	24	16.0
THYSANOESSA SPP.	40	1	40.00	--	--	--	--

²Eggs + calyptopis and furcilia stages.

Table 9. cont'd.

TAXON	COUNTS						
	Sum	N	Mean	SD	Min	Max	Median
OSTRACODA							
CONCHOECIA SECERNENDA	34	10	3.40	2.07	1	7	3.0
CONCHOECIA SPINIFERA	52	8	6.50	4.72	2	14	5.0
CONCHOECIA SPINIROSTRIS	3	1	3.00	--	--	--	--
FELIA CORNUTA DISPAR	4	3	1.33	0.58	1	2	1.0
OTHER CRUSTACEA LARVAE							
BRACHYURID ZOEAE	2	2	1.00	0.00	1	1	1.0
EMERITA SP.	1	1	1.00	--	--	--	--
GALATHEID	32	11	2.91	3.65	1	12	1.0
GENNADES	24	3	8.00	9.54	2	19	3.0
BARNACLE NAUPLII>333 OR CYPRIS	6	5	1.20	0.45	1	2	1.0
GASTROPODA							
GASTROPOD LARVAE	488	25	19.52	15.25	4	80	17.0
HETEROPODA							
ATLANTA PERONI	4	3	1.33	0.58	1	2	1.0
ATLANTA INFLATA	2	1	2.00	--	--	--	--
PTEROPODA							
CLIO PYRAMIDATA	1	1	1.00	--	--	--	--
DESMOPTERUS PACIFICUS	1	1	1.00	--	--	--	--
LIMACINA INFLATA	87	20	4.35	3.20	1	12	3.5
ECHINODERMATA LARVAE							
BRACHIOLARIA	15	9	1.67	1.12	1	4	1.0
ECHINOPLUTEUS	5	4	1.25	0.50	1	2	1.0
OPHIOPLUTEUS	509	26	19.58	18.98	1	81	16.0
BIPINNARIA	11	4	2.75	2.87	1	7	1.5
YOUNG SEA STAR	3	3	1.00	0.00	1	1	1.0
OTHER LARVAE							
PHORONIS	368	26	14.15	10.08	2	33	12.5
PILIDIUM	16	12	1.33	0.65	1	3	1.0
CHORDATA							
LARVACEA							
OIKOPLEURA CALIFORNICA	904	25	36.16	14.43	13	71	37.0
OIKOPLEURA FUSIFORMIS	561	25	22.44	18.67	5	86	16.0
OIKOPLEURA LONGICAUDA	69	21	3.29	2.22	1	9	3.0
OIKOPLEURA PARVA	2	1	2.00	--	--	--	--
OIKOPLEURA SPP.	89	1	89.00	--	--	--	--
FRITILLARIA HAPLOSTOMA	973	25	38.92	27.62	3	89	30.0
FRITILLARIA PELLUCIDA	827	25	33.08	18.70	1	78	31.0
THALIACEA							
DOLIOLETTA GEGENBAURI	19	9	2.11	0.78	1	3	2.0
PEGEA CONFEDERATA	143	2	71.50	99.70	1	142	71.5
SALPA FUSIFORMIS	20	3	6.67	4.04	2	9	9.0
SALPA MAXIMA	1	1	1.00	--	--	--	--
FORAMINIFERA	310	25	12.40	8.37	1	41	11.0
RADIOLARIANS	586	25	23.44	10.19	5	48	23.0

Table 10. Taxa caught in 24 PAIROVET collections (333µm) during cruise 8503 JD (Site 2).

TAXON	COUNTS						
	Sum	N ¹	Mean	SD	Min	Max	Median
MEDUSAE							
AGLAURA HEMISTOMA	1	1	1.00	--	--	--	--
LIRIOPE TETRAPHYLLA	1	1	1.00	--	--	--	--
OBELIA SP. A	1	1	1.00	--	--	--	--
SOLMUNDELLA BITENTACULATA	1	1	1.00	--	--	--	--
SIPHONOPHORAE							
AGALMID LARVAE	10	5	2.00	1.41	1	4	1.0
BARGMANNIA ELONGATA	1	1	1.00	--	--	--	--
CHELOPHYES APPENDICULATA	277	21	13.19	14.96	1	50	7.0
MUGGIAEA ATLANTICA	155	23	6.74	3.62	1	14	7.0
NECTALIA LOLIGO	1	1	1.00	--	--	--	--
PHYSOPHORA HYDROSTATICA	1	1	1.00	--	--	--	--
SPHAERONECTES GRACILIS	121	18	6.72	4.51	1	18	6.5
STEPHANOMIA BIJUGA	3	3	1.00	0.00	1	1	1.0
CTENOPHORAE							
BOLINOPSIS SPP.	3	3	1.00	0.00	1	1	1.0
CHAETOGNATHA							
KROHNITTA SUBTILIS	7	5	1.40	0.55	1	2	1.0
PTEROSAGITTA DRACO	1	1	1.00	--	--	--	--
SAGITTA BIERII	49	14	3.50	2.50	1	9	3.0
SAGITTA ENFLATA	1	1	1.00	--	--	--	--
SAGITTA EUNERITICA	669	22	30.41	22.72	2	74	25.0
SAGITTA HEXAPTERA	1	1	1.00	--	--	--	--
SAGITTA MINIMA	153	18	8.50	10.15	1	45	6.5
SAGITTA PSEUDOSERRATODENTATA	4	2	2.00	1.41	1	3	2.0
POLYCHAETA							
MAGELONA SP.	1	1	1.00	--	--	--	--
TOMOPTERIS PLANCTONIS	3	2	1.50	0.71	1	2	1.5
TOMOPTERIS SEPTENTRIONALIS	3	3	1.00	0.00	1	1	1.0
AMPHIPODA							
VIBILIA SP. A	10	5	2.00	1.00	1	3	2.0
OXYCEPHALID SPP.	1	1	1.00	--	--	--	--
AMPHIPOD LARVAE	1	1	1.00	--	--	--	--
CLADOCERA							
EVADNE NORDMANNI	244	17	14.35	17.28	1	47	5.0
EVADNE SPINIFERA	1	1	1.00	--	--	--	--
EVADNE TERGESTINA	788	21	37.52	68.35	1	266	14.0
COPEPODA							
ACARTIDAE							
ACARTIA CLAUSI	179	13	13.77	13.92	1	47	11.0
ACARTIA DANAE	481	22	21.86	18.45	1	72	17.5
AETIDEIDAE							
AETIDEUS ARMATUS	2	1	2.00	--	--	--	--
CHIRUNDINA STREETSI	5	3	1.67	0.58	1	2	2.0
EUCHIRELLA CURTICAUDA	2	2	1.00	0.00	1	1	1.0

¹Number of positive collections.

Table 10. cont'd.

TAXON	COUNTS						
	Sum	N	Mean	SD	Min	Max	Median
EUCHIRELLA ROSTRATA	4	4	1.00	0.00	1	1	1.0
UNDEUCHAETA INTERMEDIA	8	3	2.67	1.16	2	4	2.0
UNDEUCHAETA MINOR	1	1	1.00	--	--	--	--
UNDEUCHAETA PLUMOSA	9	5	1.80	1.10	1	3	1.0
CALANIDAE							
CALANUS PACIFICUS	574	21	27.33	38.61	1	161	11.0
CALANUS TENNICORNIS	15	6	2.50	1.76	1	5	2.0
UNDINULA VULGARIS	1	1	1.00	--	--	--	--
CANDACIDAE							
CANDACIA AETHIOPICA	6	3	2.00	1.00	1	3	2.0
CANDACIA BIPINNATA	7	4	1.75	0.96	1	3	1.5
CANDACIA CATULA	2	1	2.00	--	--	--	--
CANDACIA CURTA	7	4	1.75	0.96	1	3	1.5
CANDACIA SPP.	12	6	2.00	1.55	1	5	1.5
CENTROPAGIDAE							
CENTROPAGES BRADYI	39	6	6.50	12.50	1	32	1.5
EUCALANIDAE							
EUCALANUS ATTENUATUS	4	1	4.00	--	--	--	--
EUCALANUS CALIFORNICUS	74	14	5.29	7.53	1	29	3.0
EUCALANUS CRASSUS	62	3	20.67	29.02	1	54	7.0
EUCALANUS SUBCRASSUS	6	1	6.00	--	--	--	--
MECYNOCERA CLAUSI	35	12	2.92	2.23	1	8	2.5
RHINCALANUS NASUTUS	271	17	15.94	15.51	1	64	14.0
EUCHAETIDAE							
EUCHAETA ACUTA	1	1	1.00	--	--	--	--
HETERORHABDIDAE							
HETERORHABDUS PAPPILLIGER	94	10	9.40	13.78	1	40	3.0
LUCICUTIDAE							
LUCICUTIA FLAVICORNIS	5	4	1.25	0.50	1	2	1.0
METRIDIDAE							
METRIDIA PACIFICA	414	18	23.00	44.28	1	174	5.5
PLEUROMAMMA ABDOMINALIS	60	10	6.00	7.02	1	25	4.5
PLEUROMAMMA BOREALIS	171	14	12.21	18.07	1	67	3.5
PLEUROMAMMA GRACILIS	5	3	1.67	0.58	1	2	2.0
PLEUROMAMMA XIPHIAS	1	1	1.00	--	--	--	--
PARACALANIDAE							
CALOCALANUS PAVO	2	2	1.00	0.00	1	1	1.0
CALOCALANUS PAVONICUS	1	1	1.00	--	--	--	--
PARACALANUS PARVUS	561	17	33.00	28.43	1	93	31.0
PONTELLIDAE							
LABIDOCERA TRISPINOSA	2	2	1.00	0.00	1	1	1.0
PSEUDOCALANIDAE							
CLAUSOCALANUS ARCUICORNIS	345	18	19.17	17.96	2	66	11.0
CLAUSOCALANUS FURCATUS	725	20	36.25	26.74	1	83	39.5
CLAUSOCALANUS PERGENS	83	9	9.22	9.56	1	25	3.0
CTENOCALANUS LONGICORNIS	300	9	33.33	12.84	1	42	37.0
PSEUDOCALANUS ELONGATUS	222	8	27.75	17.97	10	62	26.0
PSEUDOCALANUS GRACILIS	62	4	15.50	17.97	3	42	8.5

Table 10. cont'd.

TAXON	COUNTS						
	Sum	N	Mean	SD	Min	Max	Median
SCOLECITHRICIDAE							
SCOLECITHRICELLA DENTATA	150	4	37.50	45.04	4	101	22.5
SCOLECITHRICELLA MINOR	495	12	41.25	29.29	3	108	37.5
SCOLECITHRICELLA OVATA	424	11	38.54	23.71	4	85	40.0
SCOLECITHRICELLA VITTATA	588	19	30.95	27.27	1	108	30.0
SCOLECITHRIX INORNATA	3	1	3.00	--	--	--	--
SCOLECITHRIX NICOBARICA	203	16	12.69	13.52	2	43	6.0
CYCLOPIDAE							
OITHONA PLUMIFERA	18	10	1.80	1.03	1	4	1.5
OITHONA SIMILIS	18	8	2.25	1.04	1	4	2.0
HARPACTICIDAE							
CLYTEMNESTRA ROSTRATA	7	4	1.75	0.50	1	2	2.0
MICROSETELLA NORVEGICA	1	1	1.00	--	--	--	--
ONCAEA CONIFERA	130	10	13.00	19.90	1	66	4.0
ONCAEA VENUSTA	1	1	1.00	--	--	--	--
SETELLA GRACILIS	3	2	1.50	0.71	1	2	1.5
CORYCEIDAE							
CORYCAEUS DAHLI	23	6	3.83	2.32	1	6	4.5
CORYCAEUS DUBIUS	75	16	4.69	8.53	1	36	2.0
CORYCAEUS JAPONICUS (AFFINIS)	64	14	4.57	5.68	1	21	1.5
CORYCAEUS LIMBATUS	38	6	6.33	5.09	1	13	5.0
CORYCAEUS PACIFICUS	1	1	1.00	--	--	--	--
SAPPHIRINA GEMMA	5	2	2.50	2.12	1	4	2.5
SAPPHIRINA STELLATA	1	1	1.00	--	--	--	--
EUPHAUSIACEA							
EUPHAUSIA EXIMIA	2	2	1.00	0.00	1	1	1.0
EUPHAUSIA GIBBOIDES	11	3	3.67	1.53	2	5	4.0
EUPHAUSIA PACIFICA	194	13	14.92	13.07	1	40	11.0
² EUPHAUSIIDS	75	8	9.38	8.40	1	28	8.0
NEMATOSCELIS ATLANTICA	35	4	8.75	6.55	1	17	8.5
NEMATOSCELIS GRACILIS	2	1	2.00	--	--	--	--
NYCTIPHANES SIMPLEX	202	11	18.36	24.06	2	84	11.0
STYLOCHEIRON SPP.	12	2	6.00	5.66	2	10	6.0
THYSANOESSA PARVA	75	8	9.38	13.62	1	42	5.0
OSTRACODA							
CONCHOECIA CONCENTRICA	2	2	1.00	0.00	1	1	1.0
CONCHOECIA CURTA	4	2	2.00	0.00	2	2	2.0
CONCHOECIA SECERNENDA	13	7	1.86	1.07	1	4	2.0
CONCHOECIA SPINIFERA	12	8	1.50	0.54	1	2	1.5
CONCHOECIA SPINIROSTRIS	13	8	1.62	1.06	1	4	1.0
HALOCYPRIS BREVIROSTRIS	2	2	1.00	0.00	1	1	1.0
FELIA CORNUTA DISPAR	1	1	1.00	--	--	--	--
OTHER CRUSTACEA LARVAE							
BRACHYURID ZOEAE	1	1	1.00	--	--	--	--
GENNADES	1	1	1.00	--	--	--	--
BARNACLE NAUPLII>333 OR CYPRIS	1	1	1.00	--	--	--	--

²Eggs + calyptopis and furcilia stages.

Table 10. cont'd.

TAXON	COUNTS						
	Sum	N	Mean	SD	Min	Max	Median
GASTROPODA							
GASTROPOD LARVAE	65	15	4.33	4.14	1	15	3.0
HETEROPODA							
ATLANTA LESUEURI	1	1	1.00	--	--	--	--
OXYGYRUS KERAUDRENI	1	1	1.00	--	--	--	--
PTEROPODA							
LIMACINA INFLATA	13	7	1.86	1.22	1	4	1.0
ECHINODERMATA LARVAE							
ECHINOPLUTEUS	1	1	1.00	--	--	--	--
OPHIOPLUTEUS	27	9	3.00	1.87	1	7	3.0
OTHER LARVAE							
PHORONIS	20	3	6.67	2.08	5	9	6.0
PILIDIUM	10	5	2.00	1.73	1	5	1.0
CHORDATA							
LARVACEA							
OIKOPLEURA CALIFORNICA	881	17	51.82	36.34	6	145	43.0
OIKOPLEURA FUSIFORMIS	268	16	16.75	15.81	1	63	13.5
OIKOPLEURA LONGICAUDA	2	1	2.00	--	--	--	--
FRITILLARIA HAPLOSTOMA	121	11	11.00	14.56	1	45	5.0
FRITILLARIA PELLUCIDA	473	17	27.82	26.03	2	90	25.0
THALIACEA							
DOLIOLETTA GEGENBAURI	15	8	1.88	1.73	1	6	1.0
IASIS ZONARIA	5	1	5.00	--	--	--	--
PEGEA CONFEDERATA	12	3	4.00	5.20	1	10	1.0
RITTERIELLA AMBOINENSIS	48	3	16.00	15.62	6	34	8.0
SALPA FUSIFORMIS	175	8	21.88	17.77	1	50	25.5
SALPA MAXIMA	50	4	12.50	13.77	1	30	9.5
THETIS VAGINA	1	1	1.00	--	--	--	--
FORAMINIFERA	271	17	15.94	17.63	1	59	9.0
RADIOLARIA	383	16	23.94	24.97	2	92	16.5

Table 11. List of species identified and their references.

ABRALIOPSIS FELIX LARVAE	MCGOWAN & OKUTANI 1968
ACARTIA CLAUSI	GIESBRECHT 1889
ACARTIA DANAE	GIESBRECHT 1889
ACARTIA LONGIREMIS	(LILLJEBORG) 1853
ACARTIA NEGLIGENS	DANA 1849
ACARTIA TONSA	DANA 1848
ACROCALANUS GIBBER	GIESBRECHT 1888
ACROCALANUS GRACILIS	GIESBRECHT 1888
ACROCALANUS LONGICORNIS	GIESBRECHT 1888
ACROCALANUS MONACHUS	GIESBRECHT 1888
AEGINA CITREA	ESCHSCHOLTZ 1829
AEGINURA BEEBEI	BIGELOW 1940
AEGINURA GRIMALDII	MAAS 1904
AETIDEUS ARMATUS	(BOECK) 1872
AETIDEUS GIESBRECHTI	CLEVE 1904
AGALMA ELEGANS	(M. SARS) 1846
AGALMA OKENI	ESCHSCHOLTZ 1825
AGLAURA HEMISTOMA	PÉRON & LESUEUR 1809
ALLOPOSUS MOLLIS	VERRILL 1880
ALPHAЕUS SP.	FABRICIUS 1787
AMPHINEMA AUSTRALIS	(MAYER) 1900
AMPHITRITE SP.	O.F. MÜLLER 1771
APHRODITIDAE	LINNAEUS 1758
ARCHAEOSCINA SP.	STEBBING 1904
ATHORYBIA SP.	ESCHSCHOLTZ 1829
ATLANTA GAUDICHAUDI	SOULEYET 1852
ATLANTA INFLATA	SOULEYET 1852
ATLANTA LESUEURI	SOULEYET 1852
ATLANTA PERONI	LESUEUR 1813
AUTOLYTUS SP.	GRUBE 1856
BARGMANNIA ELONGATA	TOTTON 1954
BASSIA BASSENSIS	(QUOY & GAIMARD) 1834
BATHOCHORDAEUS CHARON	CHUN 1900
BEROE SPP.	BROWNE 1756
BOLINOPSIS SPP.	L. AGASSIZ 1860
BOLINOPSIS VITREA	(L. AGASSIZ) 1860
BOUGAINVILLIA FLAVIDA	HARTLAUB 1897
BOUGAINVILLIA SUPERCILIARIS	(L. AGASSIZ) 1849
CALANUS GRACILIS	(DANA) 1849
CALANUS MINOR	(CLAUS) 1863
CALANUS PACIFICUS	BRODSKY 1948
CALANUS PAUPER	GIESBRECHT 1888
CALANUS PLUMCHRUS	MARUKAWA 1921
CALANUS ROBUSTIOR	GIESBRECHT 1888
CALANUS TENUICORNIS	DANA 1849
CALOCALANUS PAVO	(DANA) 1849
CALOCALANUS PAVONICUS	FARRAN 1936
CALOCALANUS SP.	GIESBRECHT 1888
CALOCALANUS STYLIREMIS	GIESBRECHT 1888

Table 11. cont'd.

CANDACIA AETHIOPICA	DANA 1849
CANDACIA BIPINNATA	GIESBRECHT 1889
CANDACIA CATULA	GIESBRECHT 1889
CANDACIA CURTA	DANA 1849
CANDACIA GUGGENHEIMI	GRICE & JONES 1960
CANDACIA LONGIMANA	CLAUS 1863
CANDACIA PECTINATA	BRADY 1878
CANDACIA POFI	GRICE & JONES 1960
CANDACIA SIMPLEX	GIESBRECHT 1889
CANDACIA TRUNCATA	(DANA) 1849
CANDACIA VARICANS	(GIESBRECHT) 1892
CARDIOPODA PLACENTA	(LESSON) 1830
CARYBDEA SP.	PÉRON & LESUEUR 1809
CAVOLINIA INFLEXA	(LESUEUR) 1813
CENTROPAGES BRADYI	WHEELER 1899
CENTROPAGES CALANINUS	(DANA) 1849
CENTROPAGES ELONGATUS	GIESBRECHT 1896
CENTROPAGES GRACILIS	(DANA) 1849
CHELOPHYES APPENDICULATA	(ESCHSCHOLTZ) 1829
CHIRUNDINA STREETSI	GIESBRECHT 1895
CIRRATULID LARVAE	CARUS 1863
CLAUSOCALANUS ARCUICORNIS	(DANA) 1849
CLAUSOCALANUS FURCATUS	(BRADY) 1883
CLAUSOCALANUS PERGENS	FARRAN 1926
CLIO PYRAMIDATA	LINNAEUS 1767
CLYTEMNESTRA ROSTRATA	(BRADY) 1883
CLYTEMNESTRA SCUTELLATA	DANA 1847
CONCHOECIA ACUMINATA	(CLAUS) 1890
CONCHOECIA CONCENTRICA	MÜLLER 1906
CONCHOECIA CURTA	LUBBOCK 1860
CONCHOECIA DAPHNOIDES	(CLAUS) 1890
CONCHOECIA ELEGANS	G.O. SARS 1865
CONCHOECIA OBLONGA	(CLAUS) 1890
CONCHOECIA PACIFICA	JUDAY 1906
CONCHOECIA PARTHENODA	MÜLLER 1906
CONCHOECIA SECERNENDA	VÁVRA 1906
CONCHOECIA SPINIFERA	(CLAUS) 1890
CONCHOECIA SPINIROSTRIS	CLAUS 1874
CORYCAEUS AGILIS	DANA 1849
CORYCAEUS CARINATUS	GIESBRECHT 1892
CORYCAEUS CATUS	DAHL 1894
CORYCAEUS CONCINNUS	DANA 1849
CORYCAEUS CRASSIUSCULUS	DANA 1849
CORYCAEUS DAHLI	TANAKA 1957
CORYCAEUS DUBIUS	FARRAN 1911
CORYCAEUS FLACCUS	GIESBRECHT 1891
CORYCAEUS JAPONICUS (AFFINIS)	MORI 1937
CORYCAEUS LAUTUS	DANA 1849
CORYCAEUS LIMBATUS	BRADY 1883

Table 11. cont'd.

CORYCAEUS LONGISTYLIS	DANA 1849
CORYCAEUS OVALIS	CLAUS 1863
CORYCAEUS PACIFICUS	DAHL 1912
CORYCAEUS ROBUSTUS	GIESBRECHT 1892
CORYCAEUS ROSTRATUS	(CLAUS) 1863
CORYCAEUS SPECIOSUS	DANA 1849
CORYCAEUS SUBTILIS	DAHL 1912
CORYCAEUS TRUKICUS	MORI 1964
CRESEIS ACICULA	(RANG) 1828
CRESEIS VIRGULA	(RANG) 1828
CTENOCALANUS LONGICORNIS	MORI 1964
CTENOCALANUS VANUS	GIESBRECHT 1888
CUNINA GLOBOSA	ESCHSCHOLTZ 1829
DESMOPTERUS PACIFICUS	ESSENBERG 1919
DIPHYES DISPAR	CHAMISSO & EYSENHARDT 1821
DIPHYOPSIS MITRA	HUXLEY 1859
DOLIOLETTA DENTICULATUM	QUOY & GAIMARD 1835
DOLIOLETTA GEGENBAURI	ULJANIN 1884
DOLIOLUM DENTICULUM	QUOY & GAIMARD 1835
DOLIOLUM TRITONIS	HERDMAN 1883
ECTOPLEURA DUMORTIERE	(VAN BENEDEN) 1844
EMERITA SP.	STIMPSON 1857
EPIBULIA RITTERIANA	HAECKEL 1888
EUCALANUS ATTENUATUS	(DANA) 1849
EUCALANUS CALIFORNICUS	(JOHNSON) 1938
EUCALANUS CRASSUS	GIESBRECHT 1888
EUCALANUS ELONGATUS	(DANA) 1849
EUCALANUS INERMIS	GIESBRECHT 1892
EUCALANUS SUBCRASSUS	GIESBRECHT 1888
EUCHAETA ACUTA	GIESBRECHT 1892
EUCHAETA BISPINOSA	ESTERLY 1911
EUCHAETA CONCINNA	DANA 1849
EUCHAETA LONGICORNIS	GIESBRECHT 1888
EUCHAETA MARINA	(PRESTANDREA) 1833
EUCHAETA MEDIA	GIESBRECHT 1888
EUCHAETA SP.	PHILIPPI 1843
EUCHAETA SPINOSA	GIESBRECHT 1892
EUCHAETA TENUIS	ESTERLY 1906
EUCHAETA WOLFENDENI	A. SCOTT 1909
EUCHIRELLA AMOENA	GIESBRECHT 1888
EUCHIRELLA BELLA	GIESBRECHT 1888
EUCHIRELLA CURTICAUDA	GIESBRECHT 1888
EUCHIRELLA GALEATA	GIESBRECHT 1888
EUCHIRELLA INTERMEDIA	WITH 1915
EUCHIRELLA MAXIMA	WOLFENDEN 1905
EUCHIRELLA ROSTRATA	(CLAUS) 1863
EUDOXIA MACRA	TOTTON 1954
EUDOXOIDES SPIRALIS	(BIGELOW) 1911
EUKROHNIA HAMATA	MÖBIUS 1875

Table 11. cont'd.

EUPHAUSIA BREVIS	HANSEN 1905
EUPHAUSIA EXIMIA	HANSEN 1911
EUPHAUSIA GIBBOIDES	ORTMANN 1893
EUPHAUSIA PACIFICA	HANSEN 1911
EUPHAUSIA RECURVA	HANSEN 1905
EUPHAUSIA TENERA	HANSEN 1905
EUPHYSA TENTACULATA	LINKO 1905
EUPHYSILLA PYRAMIDATA	KRAMP 1955
EUPHYSORA ANNULATA	KRAMP 1928
EUPHYSORA BIGELOWI	MAAS 1905
EUTERPE ACUTIFRONS	(DANA) 1847
EUTIMA BROWNEI	(TORREY) 1909
EUTONINA INDICANS	(ROMANES) 1876
EVADNE NORDMANNI	LOVÉN 1835
EVADNE SPINIFERA	MÜLLER 1868
EVADNE TERGESTINA	CLAUS 1862
FELIA CORNUTA DISPAR	MÜLLER 1906
FRITILLARIA BICORNIS	LOHMANN 1896
FRITILLARIA HAPLOSTOMA	FOL 1872
FRITILLARIA PELLUCIDA	BUSCH 1851
FRITILLARIA TENELLA	LOHMANN 1896
GAETANUS ARMINGER	GIESBRECHT 1888
GAETANUS MINOR	FARRAN 1903
GAIDIUS PUNGENS	GIESBRECHT 1895
GLOSSOCEPHALUS SP.	BOVALLIUS 1887
HALOCYPRIS BREVIROSTRIS	(DANA) 1849
HALOPTILUS LONGICORNIS	(CLAUS) 1863
HETERORHABDUS PAPILLIGER	(CLAUS) 1863
HETEROSTYLITES LONGICORNIS	(GIESBRECHT) 1892
HYALOCILIX STRIATA	(RANG) 1828
HYPERIELLA DILATTATA	STEBBING 1888
HYPERIETTA STEPHENSENI	BOWMAN 1973
HYPERIIDS	LATREILLE 1802
HYPEROCHE MEDUSARUN	(KRØYER) 1839
IASIS ZONARIA	PALLAS 1774
IDOTHEA SP.	FABRICIUS 1787
IHLEA ASYMMETRICA	FOWLER 1896
KROHNITTA SUBTILIS	(GRASSI) 1881
LABIDOCERA JOLLAE	ESTERLY 1906
LABIDOCERA TRISPINOSA	ESTERLY 1905
LANICE SPP.	(PALLAS) 1774
LENSIA CHALLENGERI	TOTTON 1954
LENSIA CONOIDEA	(KEFERSTEIN & EHLERS) 1860
LENSIA HOTSPUR	TOTTON 1941
LENSIA HUNTER	TOTTON 1941
LENSIA MULTICRISTATA	(MOSER) 1925
LENSIA SUBTILIS	(CHUN) 1886
LEUCKARTIARA OCTONA	(FLEMING) 1823
LEUCKARTIARA ZACAE	BIGELOW 1940

Table 11. cont'd.

LIMACINA HELICINA	(PHIPPS) 1774
LIMACINA INFLATA	(D'ORBIGNY) 1836
LIRIOPE TETRAPHYLLA	(CHAMISSO & EYSENHARDT) 1821
LOPADORHYNCHUS SP.	GRUBE 1855
LUBBOCKIA ACULEATA	GIESBRECHT 1891
LUBBOCKIA MARUKAWAI	MORI 1964
LUBBOCKIA SQUILLIMANA	CLAUS 1863
LUCICUTIA FLAVICORNIS	(CLAUS) 1863
MAGELONA SP.	O.F. MÜLLER 1847
MAUPAUSIA SP.	VIQUIER 1886
MECYNOCERA CLAUSI	THOMPSON 1888
MESODOPSIS SLABBERI	(VAN BENEDEN) 1861
METALANCEOLA SP.	PIRLOT 1931
METRIDIA LUCENS	BOECK 1864
METRIDIA PACIFICA	BRODSKY 1950
MICROCALANUS PUSILLUS	G.O. SARS 1903
MICROSETELLA NORVEGICA	(BOECK) 1864
MICROSETELLA ROSEA	(DANA) 1847
MIMOCALANUS CULTRIFER	FARRAN 1908
MIMOSCINA SP.	PIRLOT 1933
MUGGIAEA ATLANTICA	CUNNINGHAM 1892
MUNIDA SP.	BENEDICT 1902
NECTALIA LOLIGO	HAECKEL 1888
NECTOCARMEN ANTONIOI	ALVARIÑO 1983
NEMATOBRACHIUM FLEXIPES	(ORTMANN) 1893
NEMATOSCELIS ATLANTICA	HANSEN 1910
NEMATOSCELIS DIFFICILIS	HANSEN 1911
NEMATOSCELIS GRACILIS	HANSEN 1910
NEMATOSCELIS MICROPS	G.O. SARS 1883
NEMATOSCELIS TENELLA	G.O. SARS 1883
NEREIDS	LINNAEUS 1758
NYCTIPHANES SIMPLEX	HANSEN 1911
OBELIA SPP.	PÉRON & LESUEUR 1809
OCTOPHIALUCIUM INDICUM	KRAMP 1958
OCTOPODOTEUTHOPSIS LARVAE	VERRILL 1885
OIKOPLEURA ALBICANS	LEUCKART 1854
OIKOPLEURA CALIFORNICA	ESSENBERG 1926
OIKOPLEURA COPHOCERCA	GEGENBAUR 1885
OIKOPLEURA DIOICA	FOL 1872
OIKOPLEURA FUSIFORMIS	FOL 1872
OIKOPLEURA LONGICAUDA	VOGT 1854
OIKOPLEURA PARVA	LOHMANN 1896
OIKOPLEURA RUFESCENS	FOL 1872
OITHONA DECIPIENS	FARRAN 1913
OITHONA FALLAX	FARRAN 1913
OITHONA NANA	GIESBRECHT 1892
OITHONA PLUMIFERA	BAIRD 1843
OITHONA SETIGERA	DANA 1849
OITHONA SIMILIS	CLAUS 1866

Table 11. cont'd.

ONCAEA CONIFERA	GIESBRECHT 1891
ONCAEA MEDIA	GIESBRECHT 1891
ONCAEA MEDITERRANEA	CLAUS 1863
ONCAEA MINUTA	GIESBRECHT 1892
ONCAEA VENUSTA	PHILIPPI 1843
OPHIURICOLA SP.	LUDWIG 1905
OTHER PHRONIMIDAE	DANA 1852
OXYCEPHALID SPP.	SPENCEBATE 1862
OXYGYRUS KERAUDRENI	(LESUEUR) 1817
PARACALANUS ACULEATUS	GIESBRECHT 1888
PARACALANUS PARVUS	(CLAUS) 1863
PARAPHRONIMA GRACILIS	CLAUS 1879
PARAPHRONIMA SP.	CLAUS 1870
PARATHEMISTO SP.	BOECK 1870
PARATYPHIS SP.	CLAUS 1879
PECTINARIA LARVAE	QUATREFAGES 1865
PECTINOPHELIA SP.	HARTMAN 1938
PEGANTHA MORTAGON	HAECKEL 1879
PEGEA CONFEDERATA	FORSKÅL 1775
PELAGOBIA SP.	GREEFF 1879
PENNARIA ARMATA	VANHÖFFEN 1911
PERACLIS APICIFULVA	MEISENHEIMER 1906
PHAENNA SPINIFERA	CLAUS 1863
PHALACHROPHORES SP.	GREEFF 1879
PHIALIDIUM GREGARIUM	(L. AGASSIZ) 1862
PHIALIDIUM LOMAE	TORREY 1909
PHIALOPSIS DIEGENSIS	TORREY 1909
PHRONIMA COLLETTI	BOVALLIUS 1887
PHRONIMA SP.	LATREILLE 1802
PHROSINA SP.	RISSO 1822
PHYLLODOCIDS	SAVIGNY 1825
PHYSOPHORA HYDROSTATICA	FORSKÅL 1775
PLATYNEREIS SP.	KINBERG 1866
PLEUROBRACHIA SPP.	FLEMING 1822
PLEUROMAMMA ABDOMINALIS	(LUBBOCK) 1856
PLEUROMAMMA BOREALIS	(DAHL) 1893
PLEUROMAMMA GRACILIS	(CLAUS) 1863
PLEUROMAMMA QUADRUNGULATA	(DAHL) 1893
PLEUROMAMMA SCUTULLATA	BRODSKY 1950
PLEUROMAMMA XIPHIAS	(GIESBRECHT) 1889
PLEURONCODES PLANIPES	STIMPSON 1860
PODOCORYNE CARNEA	M. SARS 1835
POLYDORA SP.	BOSC 1802
POLYNIDS	MALMGREM 1867
PONTELLINA PLUMATA	(DANA) 1849
PONTELLOPSIS OCCIDENTALIS	ESTERLY 1906
PONTELLOPSIS REGALIS	DANA 1852
PRIMNO SP.	GUÉRIN-MÉNEVILLE 1836
PRIONOSPPIO SP.	CLAPARÈDE 1863

Table 11. cont'd.

PROCERASTEIA SP.	LANGERHANS 1884
PROLOPADORHYNCHUS SP.	BERGSTRÖM 1914
PSEUDOCALANUS ELONGATUS	(BOECK) 1872
PSEUDOCALANUS GRACILIS	G.O. SARS 1903
PSEUDOLYCAEA SP.	CLAUS 1879
PTEROSAGITTA DRACO	(KROHN) 1853
RATHKEA OCTOPUNCTATA	(M. SARS) 1835
RHINCALANUS NASUTUS	GIESBRECHT 1888
RHOPALONEMA VELATUM	GEGENBAUR 1856
RHYNCHONERELLA SP.	COSTA 1864
RITTERIELLA AMBOINENSIS	APSTEIN 1904
ROSACEA CYMBIFORMIS	(CHIAJE) 1822
SAGITTA BIERII	ALVARIÑO 1961
SAGITTA BIPUNCTATA	QUOY & GAIMARD 1827
SAGITTA DECIPIENS	FOWLER 1905
SAGITTA ENFLATA	GRASSI 1881
SAGITTA EUNERITICA	ALVARIÑO 1961
SAGITTA HEXAPTERA	D'ORBIGNY 1843
SAGITTA MINIMA	GRASSI 1881
SAGITTA PACIFICA	TOKIOKA 1940
SAGITTA PSEUDOSERRATODENTATA	TOKIOKA 1939
SAGITTA SCRIPPSAE	ALVARIÑO 1962
SAGITTELLA SP.	WAGNER 1872
SALPA FUSIFORMIS	CUVIER 1804
SALPA MAXIMA	FORSKÅL 1775
SAPPHIRINA ANGUSTA	DANA 1852
SAPPHIRINA DARWINI	HAECKEL 1864
SAPPHIRINA GEMMA	DANA 1849
SAPPHIRINA NIGROMACULATA	CLAUS 1863
SAPPHIRINA SCARLATA	GIESBRECHT 1891
SAPPHIRINA STELLATA	GIESBRECHT 1891
SARSIA EXIMIA	(ALLMAN) 1859
SARSIA JAPONICA	(MAAS) 1909
SARSIA PRINCEPS	(HAECKEL) 1879
SARSIA TUBULOSA	(M. SARS) 1835
SCAPHOCALANUS ECHINATUS	FARRAN 1905
SCINIDAE	PRESTANDREA 1833
SCOLECITHRICELLA DENTATA	(GIESBRECHT) 1892
SCOLECITHRICELLA MINOR	(BRADY) 1883
SCOLECITHRICELLA OVATA	FARRAN 1905
SCOLECITHRICELLA TENUISERRATA	(GIESBRECHT) 1892
SCOLECITHRICELLA VITTATA	(GIESBRECHT) 1892
SCOLECITHRIX ABYSSALIS	GIESBRECHT 1888
SCOLECITHRIX BRADYI	GIESBRECHT 1888
SCOLECITHRIX DANAE	(LUBBOCK) 1856
SCOLECITHRIX INORNATA	ESTERLY 1906
SCOLECITHRIX NICOBARICA	SEWELL 1929
SCOLECITHRIX SIMILIS	(T.) SCOTT 1893
SCOTTOCALANUS HELENÆ	(LUBBOCK) 1856

Table 11. cont'd.

SCOTTOCALANUS PERSECANS	(GIESBRECHT) 1895
SETELLA GRACILIS	DANA 1852
SIMORHYNCHOTUS SP.	STEBBING 1888
SOLMUNDELLA BITENTACULATA	(QUOY & GAIMARD) 1833
SPHAERONECTES GRACILIS	(CLAUS) 1873
SPINOCALANUS ABYSSALIS	GIESBRECHT 1888
SPINOCALANUS SP.	GIESBRECHT 1888
SPIONIDS	GRUBE 1850
STEPHANOMIA BIJUGA	(CHIAJE) 1841
STREETSIA SP.	STEBBING 1888
STYLOCHEIRON AFFINE	HANSEN 1910
STYLOCHEIRON CARINATUM	G.O. SARS 1883
STYLOCHEIRON LONGICORNES	G.O. SARS 1883
SYLLIDS	GRUBE 1850
TEMORA DISCAUDATA	GIESBRECHT 1889
TEMORA STYLIFERA	(DANA) 1849
TEMORA TURBINATA	(DANA) 1849
TEMOROPIA MAYUMBAENSIS	T. SCOTT 1894
TEREBELLID LANICE LARVAE	M. SARS 1835
THALIA DEMOCRATICA	FORSKÅL 1775
THAMNEUS SP.	BOVALLIUS 1889
THETIS VAGINA	TILESIIUS 1802
THYSANOESSA GREGARIA	G.O. SARS 1883
THYSANOESSA INERMIS	(KRØYER) 1846
THYSANOESSA PARVA	HANSEN 1905
THYSANOESSA RASCHI	(M. SARS) 1864
THYSANOPODA AEQUALIS	HANSEN 1905
TIAROPSIDIUM KELSEYI	TORREY 1909
TIAROPSIDIUM ROSEUM	(MAAS) 1905
TODAROTES PACIFICUS	STEENSTRUP 1881
TOMOPTERIS ELEGANS	CHUN 1887
TOMOPTERIS HELGOLANDICA	GREEFF 1882
TOMOPTERIS PLANCTONIS	APSTEIN 1900
TOMOPTERIS SEPTENTRIONALIS	QUATREFAGES 1865
TORTANUS DISCAUDATUS	(THOMPSON & SCOTT) 1897
TRAVISIOPSIS SPP.	LEVINSEN 1885
TRYPHANA SP. A	BOECK 1870
TYPHLOSCOLEX SPP. LARVAE	BUSCH 1851
UNDEUCHAETA INTERMEDIA	A. SCOTT 1909
UNDEUCHAETA MAJOR	GIESBRECHT 1888
UNDEUCHAETA MINOR	GIESBRECHT 1888
UNDEUCHAETA PLUMOSA	(LUBBOCK) 1856
UNDINELLA FRONTALIS	(TANAKA) 1937
UNDINULA DARWINI	(LUBBOCK) 1860
UNDINULA VULGARIS	(DANA) 1852
VANADIS SP.	CLAPARÈDE 1870
VELELLA VELELLA	(LINNAEUS) 1758
VIBILIA CHUNI	BEHNING & WOLTERECK 1912
VIBILIA SP. A	H. MILNE-EDWARDS 1830

Table 11. cont'd.

VIBILIA VIATRIX
ZANCLEA COSTATA
ZANCLEA ORIENTALIS

BOVALLIUS 1887
GEGENBAUR 1856
BROWNE 1916

REFERENCES

LASKER, R.

1985. Introduction: An egg production method for anchovy biomass assessment. In R. Lasker (editor), An egg production method for estimating spawning biomass of pelagic fish: Application to the northern anchovy, Engraulis mordax, p.1-4. U.S. Dep. Commer., NOAA Tech. Rep. NMFS 36.

SMITH, P.E.S., W. FLERX, and R.P. HEWITT.

1985. The CALCOFI vertical egg tow (CalVET) net. In R. Lasker (editor), An egg production method for estimating spawning biomass of pelagic fish: Application to the northern anchovy, Engraulis mordax, p.27-32. U.S. Dep. Commer., NOAA Tech. Rep. NMFS 36.

RECENT TECHNICAL MEMORANDUMS

Copies of this and other NOAA Technical Memorandums are available from the National Technical Information Service, 5285 Port Royal Road, Springfield, VA 22167. Paper copies vary in price. Microfiche copies cost \$4.50. Recent issues of NOAA Technical Memorandums from the NMFS Southwest Fisheries Center are listed below:

- NOAA TM-NMFS SWFC
- 64 Hawaiian monk seal reproduction and injuries on Lisianski Island, 1982.
T.C. JOHANOS and J.R. HENDERSON
(July 1986)
 - 65 The green turtle, *Chelonia mydas*, at Laysan Island, Lisianski Island, and Pearl and Hermes Reef, Summer 1982.
A.K.H. KAM
(August 1986)
 - 66 U.S. albacore trolling exploration conducted in the South Pacific during February-March, 1986.
R.M. LAURS
(August 1986)
 - 67 Upwelling index update, U.S. west coast, 33N-48N latitude.
J.E. MASON and A. BAKUN
(November 1986)
 - 68 The 40 MW_e OTEC plant at Kahe Point, Oahu, Hawaii:
A case study of potential biological impacts.
J.H. HARRISON
(February 1987)
 - 69 Effects of Tropical Tuna Fisheries on non-target species.
G.T. SAKAGAWA
(February 1987)
 - 70 The Hawaiian monk seal on Laysan Island: 1984.
T.C. JOHANOS, A.K.H. KAM, and R.G. FORSYTH
(March 1987)
 - 71 Preliminary assessment of habitat utilization by Hawaiian green turtles in their resident foraging pastures.
G.H. BALAZS, R.G. FORSYTH, and A.K.H. KAM
(March 1987)
 - 72 Forces of change in Hawaii's aku (skipjack tuna) industry, 1986—workshop summary.
C.H. BOGGS and S.G. POOLEY
(April 1987)
 - 73 United States North Pacific Albacore Fishery 1961-1980.
A.P. MAJORS
(April 1987)