FILE COPY
U.S. SOUTHWEST FISHERIES SCIENCE CENTER
JUN 24 2004
LIBRARY

NOAA Technical Memorandum NMFS

JANUARY 1988

ICHTHYOPLANKTON AND STATION DATA FOR CALIFORNIA COOPERATIVE OCEANIC FISHERIES INVESTIGATIONS SURVEY CRUISES IN 1965

Elizabeth G. Stevens
Richard L. Charter
H. Geoffrey Moser
Larry R. Zins

NOAA-TM-NMFS-SWFC-96

U.S. DEPARTMENT OF COMMERCE
National Oceanic and Atmospheric Administration
National Marine Fisheries Service
Southwest Fisheries Center

NOAA Technical Memorandum NMFS

The National Oceanic and Atmospheric Administration (NOAA), organized in 1970, has evolved into an agency which establishes national policies and manages and conserves our oceanic, coastal, and atmospheric resources. An organizational element within NOAA, the Office of Fisheries is responsible for fisheries policy and the direction of the National Marine Fisheries Service (NMFS).

In addition to its formal publications, the NMFS uses the NOAA Technical Memorandum series to issue informal scientific and technical publications when complete formal review and editorial processing are not appropriate or feasible. Documents within this series, however, reflect sound professional work and may be referenced in the formal scientific and technical literature.

NOAA Technical Memorandum NMFS

This TM series is used for documentation and timely communication of preliminary results, interim reports, or special purpose information; and have not received complete formal review, editorial control, or detailed editing.

JANUARY 1988

ICHTHYOPLANKTON AND STATION DATA FOR CALIFORNIA COOPERATIVE OCEANIC FISHERIES INVESTIGATIONS SURVEY CRUISES IN 1965

Elizabeth G. Stevens
Richard L. Charter
H. Geoffrey Moser
Larry R. Zins

Southwest Fisheries Center
National Marine Fisheries Service
La Jolla, CA 92038

NOAA-TM-NMFS-SWFC-96

U.S. DEPARTMENT OF COMMERCE
C. William Verity, Jr., Secretary
National Oceanic and Atmospheric Administration
Anthony J. Calio, Administrator
National Marine Fisheries Service
William E. Evans, Assistant Administrator for Fisheries

CONTENTS

	Page
List of Figures	iii
List of Tables	iv
Abstract	1
Introduction	1
Sampling Area and Pattern	2
Sampling Gear and Methods	3
Laboratory Procedures	4
Identification	5
Computer Entry and Editing	10
Species Summary	10
Explanation of Tables	11
Acknowledgments	12
Literature Cited	13
Figures	16
Tables	22
Index	216

LIST OF FIGURES

		Page
Figure 1.	Composite arrangement of diagrammatic charts showing areas sampled on each CalCOFI cruise during 1965	16
Figure 2.	Station pattern for CalCOFI Cruise 6501 showing tracks for each vessel	17
Figure 3.	Station pattern for CalCOFI Cruise 6504	18
Figure 4.	Station pattern for CalCOFI Cruise 6507	19
Figure 5.	Station pattern for CalCOFI Cruise 6509	20
Figure 6.	The basic station plan for CalCOFI cruises from 1950 to the present	21

LIST OF TABLES

		Page
Table 1.	Station and plankton tow data for CalCOFI cruises in 1965	22
Table 2.	Pooled occurrences of fish larvae taken during CalCOFI cruises in 1965	48
Table 3.	Pooled numbers of fish larvae taken during CalCOFI cruises in 1965	52
Table 4.	Numbers of fish larvae taken on stations occupied during CalCOFI cruises in 1965	56
Table 5.	Summary of pooled occurrences of fish larvae taken on CalCOFI cruises from 1961-1969	211
Table 6.	List of stations with multiple occupancies in one month during 1965	215

ABSTRACT

This report provides ichthyoplankton and associated station and tow data from California Cooperative Oceanic Fisheries Investigations (CalCOFI) cruises conducted off California and Baja California in 1965. It is the fifteenth report in a series that presents these data for all biological-oceanographic CalCOFI surveys from 1951 to the present. A total of 1086 stations was occupied during 4 quarterly multivessel cruises over a survey area which extended from Pt. Reyes, California to Cape San Lazaro, Mexico and seaward to several hundred miles. The data are listed in a series of 6 tables; the background, methodology, and information necessary for interpretation and quantitative analysis of the data are presented in an accompanying text. All pertinent station and tow data, including volumes of water strained and standard haul factors, are listed in the first table. Another key table lists, by station and month, standardized counts of each of the 161 larval fish categories identified from survey samples. This and previous and subsequent reports make the CalCOFI ichthyoplankton and station data available to all investigators and serve as guides to the newly developed computer data base.

INTRODUCTION

This report, the fifteenth of a series, provides ichthyoplankton and associated station and tow data from California Cooperative Oceanic Fisheries Investigations (CalCOFI) joint biological-oceanographic survey cruises conducted in 1965. This program was initiated in 1949, under the sponsorship of the Marine Research Committee of the State of California, to study the population fluctuations of the Pacific sardine (*Sardinops sagax*) and the environmental factors that may play a role in such fluctuations. CalCOFI, known as the California Cooperative Sardine Research Program from 1949 to 1953, was made up of representatives of the South Pacific Fisheries Investigations (SPFI) of the U.S. Fish and Wildlife Service [now the La Jolla Laboratory, National Marine Fisheries Service (NMFS)], the Scripps Institution of Oceanography (SIO), the California Department of Fish and Game (CDFG), the California Academy of Sciences (CAS) and the Hopkins Marine Station of Stanford University. The first three of these agencies supplied ships and personnel to conduct the sea surveys. NMFS processed the plankton samples and analyzed the ichthyoplankton from them. SIO processed and analyzed the hydrographic samples and measurements and also analyzed invertebrate groups from the plankton samples.

The boundaries, station placement, and sampling frequency for the CalCOFI survey area were based on the results of joint biological and oceanographic cruises conducted by NMFS and SIO during 1939-41. Those cruises were designed to collect sardine eggs and larvae and associated hydrographic data over the entire areal and seasonal spawning range of the species. On these survey cruises, plankton tows were made to 70 m, a depth which

encompassed the vertical distribution of sardine eggs and larvae. Wide-ranging joint biological and oceanographic survey cruises were resumed in 1949 with sardine as the focus; however, an increasing interest in other biological components resulted in the deepening of standard tows to 140 m in 1951. This marked the beginning of truly quantitative ichthyoplankton sampling on CalCOFI surveys.

Data resulting from CalCOFI surveys in 1965 have been published in a number of forms. Hydrographic data (Univ. of Calif., SIO, 1965, 1967) and zooplankton volumes (Smith, 1971) were presented in standard formats. Distributional maps of larvae of 5 taxa taken on CalCOFI surveys during 1965 are presented in the CalCOFI Atlas series: northern anchovy (*Engraulis mordax*), Kramer and Ahlstrom, 1968; jack mackerel (*Trachurus symmetricus*) and Pacific hake (*Merluccius productus*), Ahlstrom, 1969; Pacific sardine (*Sardinops sagax*), Kramer, 1970; rockfish (*Sebastes* spp.), Ahlstrom et al., 1978.

A computer data base for eggs and larvae of sardine and anchovy, for larvae of hake, jack mackerel and Pacific mackerel (*Scomber japonicus*), and for eggs of Pacific saury (*Cololabis saira*) was established in 1969. The development of a data base for other fish larvae is a complex undertaking because competency of identification has evolved steadily over the past 38 years. We began the task of producing a CalCOFI ichthyoplankton data base and associated data report series in 1983. All available original records for 1965 were subjected to an extensive verification and editing process to produce this report. This and previous (Ambrose et al., 1987a,b,c; 1988; Sandknop et al., 1987a,b; 1988a,b; Stevens et al., 1987a,b,c; Sumida et al., 1987a,b; 1988) and subsequent reports make the CalCOFI ichthyoplankton and station data available to all investigators and serve as guides to the computer data base. The data base will be modified when additional errors are discovered and when composite taxa from the earlier years are reidentified. These reports are the fundamental reference documents against which subsequent changes in the data base can be compared.

SAMPLING AREA AND PATTERN

In 1965, CalCOFI survey cruises were conducted at quarterly intervals. A total of 1086 stations included in this data base was occupied on 4 cruises, with an average of 272 stations per cruise (range 193-311). Coverage of the survey station pattern varied among cruises and the entire survey area was not covered on any single cruise (Figures 1-5, Table 1). The area off northern California (lines 40-57) was not covered in 1965. The area off central California (lines 60-77) was covered in January, April, and July. The area between Pt. Conception, California and Pt. San Juanico, Baja California (lines 80-137) was surveyed on all cruises and coverage extended to line 140, off Cape San Lazaro, in February and August. Coverage extended seaward to station 200 (approximately 600-700 miles offshore) on lines 60,

70, 80, and 90 during Cruises 6501 and 6507 but typically did not extend beyond station 90 or 100 (approximately 200-300 miles offshore)[1]. Some inshore stations were occupied during 1965 which were not covered on early CalCOFI surveys. These stations were included in the data base but omitted from the station plots (Figures 2-5).

Two vessels were employed on these cruises: the *Black Douglas* of NMFS and the *Alexander Agassiz* of SIO. Both vessels participated on each cruise except Cruise 6509, in which only the *Black Douglas* was used (Univ. of Calif., SIO 1965, 1967).

SAMPLING GEAR AND METHODS

The standard CalCOFI net used from 1949 to 1969 had a 1-m diameter mouth opening (0.785 m^2 area) and an overall length of about 5 m. The net was constructed of 30xxx gauze, a heavy duty grade of silk bolting cloth, with a mesh size of 0.55 mm after shrinkage. The last 40 cm of the cone and the cod end were constructed of 56xxx grit gauze which had a mesh size of 0.25 mm after shrinkage. The net ring was fastened to a short 3-lead bridle connected to several meters of line which attached to the towing cable by a clamp. A current meter was suspended in the center of the net mouth to measure volume of water filtered (see Kramer et al., 1972, for further details).

The standard tow from 1951 through 1968 was an oblique haul to 140 m depth (to 15 m of the bottom in shallow areas) designed to filter a constant amount of water per depth interval (ca. $3m^3/m$ of depth) over the vertical range of most ichthyoplankters. Hauls were made at a ship speed of 1.5-2.0 knots and initiated by clamping the net line to the towing cable with the 45 kg terminal weight about 10-15 m below the surface. The net was lowered to 140 m depth by paying out 200 m of wire over a 4 minute period (35 m of depth/min.). After fishing at depth for 30 seconds, the net was retrieved at 20 m/min. (14 m depth/min.). The angle of stray of the towing cable was recorded every 30 seconds and

---

[1]CalCOFI lines (Figure 6) are arranged perpendicular to the coastline and extend from the Canadian border (line 10) to below Cape San Lucas, Baja California (line 157). Stations were established on the basis of a perpendicular to line 80 (off Pt. Conception) at a point designated as station 60. Stations were plotted seaward and shoreward from station 60 on each line. Cardinal CalCOFI lines (those ending in "0") are 120 miles apart and usually bracket two ordinal lines (ending in "3" or "7"), so that lines are 40 miles apart over most of the pattern. Cardinal stations are 40 miles apart and typically these are separated by a station number ending in "5" so that stations are 20 miles apart out to station 90 on most lines. Stations are placed at closer intervals near the coast and islands to accommodate these features (see Kramer et al., 1972 for further details).

maintained at 45° (±3°) by adjusting the ship speed and course. After reaching the surface, the net was washed down and the samples preserved in 5% formalin buffered with sodium borate. Flowmeter readings were made at the beginning and end of each tow. Detailed descriptions of gear and methods are given by Ahlstrom (1953), Kramer et al. (1972), and Smith and Richardson (1977).

LABORATORY PROCEDURES

Laboratory processing began with the determination of a displacement volume for each sample (methods described in Staff, SPFI, 1953 and Kramer et al., 1972). Zooplankton volumes (including ichthyoplankton) of samples collected in 1965 are presented graphically in Smith (1971).

Sorting involved the removal of ichthyoplankton from the sample and identification and separation of: eggs and larvae of Pacific sardine and northern anchovy; larvae of Pacific hake; and eggs of Pacific saury. In 1965, each sample was sorted completely.

A "standard haul factor" (SHF) was calculated for each tow to make them comparable and allow estimations of areal abundance. This factor adjusts the number of eggs or larvae in a haul to the number in 10 m^3 of water strained per meter of depth fished. If the vertical distribution of the species has been encompassed, then the adjusted value is equivalent to the number under 10 m^2 of sea surface. The SHF is calculated for each haul by the formula:

$$SHF = \frac{10\ D}{V}$$

where D = depth of haul = cosine of the average angle of stray of the towing cable multiplied by cable length (m)

V = total volume of water (m^3) strained during the haul

$$V = R \cdot a \cdot p$$

where R = total number of revolutions of the current meter during the haul

a = area (m^2) of the mouth of the net

p = length of column of water (m) needed to produce one revolution of the current meter.

Tow depth, volume of water strained, and standard haul factor are listed in Table 1 for each tow taken during 1965. Detailed

descriptions of factors involved in calculating these values are presented in Ahlstrom (1948), Kramer et al. (1972), and Smith and Richardson (1977).

IDENTIFICATION

Identification of ichthyoplankton species beyond those separated during the sorting process was carried out by a separate group of specialists. Ontogenetic stages of fishes are inherently difficult to identify and this is further complicated by the large number and diversity of species which contribute to the ichthyoplankton of the California Current region. Most identifications were accomplished by establishing ontogenetic series on the basis of morphology, meristics, and pigmentation and then identifying these series by relating them to known metamorphic, juvenile, or adult stages with overlapping features (Powles and Markle, 1984). A total of 159 taxa was identified for 1965, with 89 taken to species, 32 to genus, 32 to family, and 6 to order or suborder. Beginning in 1961, larvae in the families Paralepididae and Labridae were identified to genus or species.

The task of producing a reliable and equitable ichthyoplankton data base required extensive procedures to verify, correct, and edit the original identifications. The primary data source was the original identification sheets (see Kramer et al., 1972, for examples); however, a critical resource used in all phases of this process was the CalCOFI ichthyoplankton collection in which the samples are archived. Throughout the course of CalCOFI ichthyoplankton studies, samples have been identified to the lowest taxon possible. In reviewing these identifications for the data base, our approach has been conservative and we have preserved those identifications and counts which we could confirm, while correcting as many of the errors as possible. After computer entry, taxonomic errors and inconsistencies in the data base were corrected and the most obvious identification errors were corrected. Our current knowledge of ichthyoplankton techniques coupled with a precise understanding of the development of identification competency in the program over the years allowed us to critically judge the historical records. Identifications were changed to different taxa, lumped to a higher taxonomic category, or given a more precise taxonomic name. In some cases, identifications of a taxon were inconsistent among cruises in a year. These records were made equitable by lumping to the higher taxonomic category to avoid biases that could result in quantitative misinterpretations.

Next, statistical, seasonal, and geographic outliers were identified, employing a series of graphic summaries and listings. Examination of geographic outliers proved to be especially effective because of our accumulated knowledge of species distributions. In the course of examining samples for these outliers, other identification errors were discovered and

eventually all taxa were scrutinized to some extent. Lastly, certain taxa were reexamined in all samples for the entire CalCOFI time series. These taxa were selected because of their commercial, ecological, phylogenetic, or zoogeographic importance or because taxonomic confusion was at the ordinal level. The following is a list of the taxa for 1965 which received special attention, with explanations and caveats intended to aid in quantitative interpretations:

Anguilliformes - tentative and sporadic identifications to family or lower taxon lumped to order.

Sardinops sagax - all specimens south of line 120 checked for misidentification of *Opisthonema* spp. Four large samples on line 133 in August (stations 137.20, 137.21, 137.22 and 137.23) appear to be a mixture of primarily small *S. sagax* and *Opisthonema* spp. which cannot be separated at this time.

Engraulis mordax - some nearshore samples of small *E. mordax* may contain other anchovy genera which could not be differentiated.

Nansenia spp. - all specimens checked and identified as *N. candida* or *N. crassa*; all specimens of these species near their range boundaries checked.

Bathylagus spp. - includes small and/or disintegrated specimens of *Bathylagus* or *Leuroglossus stilbius*.

Bathylagus milleri - all specimens checked.

Stomiiformes - all specimens checked and identified to genus or species; residuals are small, poorly preserved specimens.

Vinciguerria lucetia - specimens taken seaward of station 100 checked for misidentification of *V. poweriae*; some *V. poweriae* may remain in *V. lucetia* samples from these stations because small larvae of the two species could not be differentiated; sporadic identification of *V. poweriae* began in 1961.

Sternoptychidae - tentative and sporadic identifications of hatchetfishes to genus were lumped to family.

Bathophilus spp. - all specimens checked.

Eustomias spp. - all specimens checked.

Photonectes spp. - all specimens checked.

Tactostoma macropus - all specimens checked.

Paralepididae - all specimens examined and identified to species; residuals are small, poorly preserved or unavailable specimens.

Scopelarchidae - tentative and sporadic identifications to genus lumped to family.

Lampanyctus spp. - tentative and sporadic identifications to species lumped to genus.

Lampanyctus regalis - underrepresented because of inability to differentiate small larvae (<5 mm) from those of other species of the genus; counts may include other species of the genus because of difficulty in identifying larvae of this large and complex genus.

Lampanyctus ritteri - comment for *L. regalis* applies to this species.

Stenobrachius leucopsarus - all specimens taken seaward of station 100 checked.

Triphoturus mexicanus - specimens taken seaward of station 100 checked for misidentification of *T. nigrescens*.

Centrobranchus spp. - all specimens checked.

Diogenichthys atlanticus - all specimens at margins of range checked.

Diogenichthys laternatus - all specimens at margins of range checked.

Electrona rissoi - recognition of this species was inconsistent and others may be included in *Protomyctophum crockeri* or Myctophidae.

Hygophum spp. - all specimens reidentified to species; residuals are small, poorly preserved or unavailable specimens.

Hygophum atratum - all specimens checked.

Hygophum reinhardtii - all specimens checked.

Protomyctophum crockeri - some samples on northern lines may contain *P. thompsoni*, which was not identified originally.

Physiculus spp. - all specimens examined.

Ophidiiformes - this category did not exist originally and ophidiiform larvae were included in *Brosmophycis marginata*, "*Otophidium*", "Zoarcidae", and "blenny"; identifications of *B. marginata* proved to be mostly correct and "Zoarcidae" to be a yet unidentified ophidiiform species; all "*Otophidium*" and "blenny" were reexamined and the former included *Ophidion scrippsae*, *Chilara taylori* and other ophidiiform taxa (moved to order); "blenny" contained *O. scrippsae*, *C. taylori*, and other ophidiiform taxa in addition to true blennioids.

Trachipteridae - tentative and sporadic identifications to genus were lumped to family.

Melamphaes spp. - all identifications ascribed to Melamphaidae were reexamined and assigned to genus (*Melamphaes, Poromitra*) or species (*Scopeloberyx robustus, Scopelogadus bispinosus*). Larvae originally identified as *Melamphaes* spp. were not reexamined and this category may contain other melamphaid genera.

Cottidae - all specimens checked.

Oxylebius pictus - all specimens checked.

Zaniolepis spp. - all specimens checked.

Sebastes spp. - category may contain other scorpaenid genera, particularly in samples south of line 120.

Blennioidei - this is the residual of the completely reexamined "blenny" category, which also contained various misidentified ophidiiforms, and is now restricted to members of northern stichaeioid families and true blennioids (other than *Hypsoblennius* spp.) in the southern part of the pattern).

Labridae - all specimens originally identified to family were reexamined and assigned to genus (*Halichoeres*) or species (*Oxyjulis californica, Semicossyphus pulcher*); residuals are small, poorly preserved or unavailable specimens.

Pomacentridae - all specimens checked; now includes species other than *Chromis punctipinnis*, primarily in the south.

Chromis punctipinnis - all specimens taken south of line 120 checked.

Mugil spp. - specimen checked.

Howella brodiei - all specimens checked; originally included in Apogonidae; in this report we list *H. brodiei* in the family Apogonidae for convenience, recognizing that its systematic affinities are not resolved.

Carangidae - all specimens checked; tentative and sporadic identifications to genus or species (except *Trachurus symmetricus* and *Seriola lalandi*) were lumped to family.

Seriola lalandi - all specimens checked.

Gerreidae - tentative and sporadic identifications to genus were lumped to family.

Haemulidae - tentative and sporadic identifications to genus lumped to family.

Girella nigricans - all specimens checked.

Medialuna californiensis - all specimens checked.

Caulolatilus princeps - all specimens checked.

Sciaenidae - tentative and sporadic identifications to genus lumped to family.

Scombridae - all larvae identified to this family or constituent taxa (except *Scomber japonicus*) were reexamined and reassigned; residuals are small, poorly preserved or unavailable specimens.

Nomeidae - tentative identifications to genus lumped to family.

Pleuronectiformes - all specimens of this category (originally called "flatfish") were examined and reidentified; residuals are small, poorly preserved or unavailable specimens.

Bothidae - all specimens examined and reassigned; most were assigned to various paralichthyid genera.

Citharichthys spp. - all larvae identified to species were lumped to genus except *C. stigmaeus*; category includes larvae of *Etropus* spp.

Citharichthys stigmaeus - includes larvae larger than ca. 4.5 mm; smaller larvae are in *Citharichthys* spp.

Paralichthys spp. - all specimens of this genus were examined and most were assigned to *P. californicus* or *Xystreurys liolepis*.

Syacium ovale - all specimens examined.

Xystreurys liolepis - originally misidentified as *Paralichthys californicus*; all specimens reidentified.

Glyptocephalus zachirus - all specimens examined.

Hypsopsetta guttulata - specimens were originally identified as *Pleuronichthys* spp.

Microstomus pacificus - all specimens examined.

Pleuronichthys spp. - all larvae of this genus and constituent species were examined and assigned to species; residuals are small, poorly preserved or unavailable specimens.

Psettichthys melanostictus - all specimens examined.

COMPUTER ENTRY AND EDITING

Each taxon on the original identification sheets was given a 3-digit code based on the list of codes in Haight et al. (1979). Taxon codes and counts from these sheets were keypunched by cruise and station, along with pertinent station and tow data, and entered into the VAX 11/780 computer at the University of California, San Diego, Computing Center. After entries were completed for an entire year, print-out listings of taxa and counts on each station were compared with the original data sheets to eliminate keypunch errors. Next, data in the file were cross-checked with data on an existing file which contained: station and tow data; numbers of eggs of sardine, anchovy, and saury; numbers of larvae of sardine, anchovy, hake, jack mackerel, and Pacific mackerel; total number of fish eggs; and total number of fish larvae.

Discrepancies in ichthyoplankton data in these two files were corrected by inspecting original records from the sorting laboratory, the original ichthyoplankton identification sheets, and the samples themselves. Station and tow data discrepancies between the two files were corrected by reviewing ships' logs and deck tow sheets, original records from the sorting laboratory, cruise announcements, publications, header information on the ichthyoplankton identification sheets, and station plots generated for each cruise. Eventually all station and tow data were checked by comparing these sources.

The corrected ichthyoplankton data base was then examined statistically and outliers were found and checked as above. Distributional plots were then prepared for each taxon and these were checked by reviewing the data sources mentioned above and by examining archived specimens. A listing of each taxon by station (Table 4) was produced, which became the primary document for subsequent checks. Misidentifications found in geographic outlier checks and other misidentifications and data problems discovered in the course of examining archived samples resulted in several iterations of Table 4. Finally, totals in Table 4 were checked against annual summaries of incidence and abundance (Tables 2 and 3). Ecological analyses of the data were conducted concurrently with editing procedures and provided cross-checks that allowed correction of errors.

SPECIES SUMMARY

Larvae of northern anchovy (*Engraulis mordax*) represented 57% of all fish larvae taken on CalCOFI cruises during 1965 and numbered eight times as many as the gonostomatid *Vinciguerria lucetia*, the next most abundant species with 7% of the total larvae (Table 2, 3). Northern anchovy also ranked first in incidence; *V. lucetia* ranked 3rd. Rockfish larvae, a composite of about 70 species of the genus *Sebastes*, ranked 3rd in number (4.4% of the total larvae) and 4th in incidence. Pacific hake, *Merluccius productus*, with 3.9% of the total larvae, ranked 4th

in number and 8th in incidence. The lanternfish *Triphoturus mexicanus* ranked 5th in number and 2nd in incidence and the deepsea smelt *Leuroglossus stilbius* ranked 6th in number and 7th in incidence; each contributed 3.2% to the total number of larvae. The Pacific sardine, *Sardinops sagax*, ranked 7th with 3.0% of the total number, but ranked 27th in incidence, an indication of several large samples. The sanddab genus *Citharichthys* ranked 8th in number (2.6%) and 5th in incidence. The remaining top 10 taxa were the lanternfish *Stenobrachius leucopsarus* (2.2%) and the jack mackerel, *Trachurus symmetricus* (1.5%). These two species ranked 10th and 17th, respectively, in incidence. The 10 taxa contributed 88% to the total larvae collected in 1965. The remaining 12% was distributed among 149 taxa, plus the unidentified and disintegrated categories. The top 10 taxa included 4 midwater species, 3 coastal pelagic species, and 3 coastal demersal taxa.

EXPLANATION OF TABLES

Table 1 - This table lists by cruise the pertinent station and tow data for 1965, the volume of water filtered and standard haul factor for each tow, the percent of sample sorted, and the total numbers of fish eggs and larvae. CalCOFI cruises are designated by four digits; the first two indicate the year and the second two the month. Within each cruise the data are listed in order of increasing line and station number (southerly and seaward directions); the order of station occupancy is shown on the station charts (Figures 2-5). Stations are designated by two groups of digits; the first set indicates the line and decimal fraction and the second set indicates the station on the line. Time is listed as Pacific Standard Time at the start of each tow in 24-hour designation. Methods for determining tow depth, volume of water strained, standard haul factor, and percent sorted were described in the methods section. The values for total fish eggs and larvae represent raw counts (unadjusted for percent sorted or standard haul factor). Ship codes are as follows: BD, *Black Douglas*; AX, *Alexander Agassiz*.

Table 2 - This table lists pooled occurrences of all larval fish taxa taken during 1965 in ranked order.

Table 3 - This table lists pooled counts of all larval fish taxa taken during 1965 in ranked order. Numbers are adjusted for percent sorted and standard haul factors.

Table 4 - This table gives numbers of fish larvae for each taxon, listed by station and calendar month in which the tow was taken. Counts are adjusted for percent of sample sorted and standard haul factor. Average values are given for stations occupied more than once during a month. See Table 1 for station and tow data and Table

6 for listing of stations with multiple occupancies during a month. Multiple occupancies occurred when a station was occupied more than once during a calendar month. The orders are listed in "phylogenetic" sequence modified from Nelson (1984). Subtaxa within each order are listed alphabetically. Page numbers for each taxon are given in the index at the end of the report.

Table 5 - This table is a summary of pooled occurrences of all larval fish taxa taken on CalCOFI surveys from 1961 to 1969. Taxa are listed in the same order as in Table 4.

Table 6 - List of stations with multiple occupancies in one month during 1965.

ACKNOWLEDGMENTS

Elaine Sandknop and the senior author originally identified larvae from CalCOFI cruises of 1965. Ronald Whyte coded each larval fish taxon or type and Rita Ford entered them into the computer. Debby Snow efficiently assisted in all aspects of data editing and retrieval. Cindy Meyer and James Ryan provided programming assistance. Dorothy Roll designed the CalCOFI data acquisition system and provided data processing support. Ken Raymond, Roy Allen, and Henry Orr helped with graphics and production of the report. Lorraine Prescott and Diane Forsythe prepared the manuscript for printing. Paul Smith determined statistical outliers, provided assistance during geographical outlier checks and offered helpful suggestions throughout the project. Izadore Barrett, Director of the Southwest Fisheries Center and Reuben Lasker, Chief, Coastal Fisheries Resources Division, SWFC, provided the support critical to the completion of the project. James Thrailkill planned CalCOFI surveys and supervised cruises, data handling, and plankton sorting from 1949 to 1986 and is largely responsible for the high quality of these operations. Without the vision and direction of Elbert Ahlstrom and Elton Sette and the dedicated efforts of the many people who collected, processed, and analyzed the samples, this data base would not exist.

LITERATURE CITED

Ahlstrom, E. H. 1948. A record of pilchard eggs and larvae collected during surveys made in 1939 to 1941. U.S. Fish Wildl. Serv. SSRF 54, 82 p.

Ahlstrom, E. H. 1953. Pilchard eggs and larvae and other fish larvae, Pacific Coast - 1951. U.S. Fish Wildl. Serv. SSRF 102, 55 p.

Ahlstrom, E. H. 1969. Distributional atlas of fish larvae in the California Current region: jack mackerel, *Trachurus symmetricus*, and Pacific hake, *Merluccius productus*, 1951 through 1966. CalCOFI Atlas No. 11:xi + 187 p.

Ahlstrom, E. H., H. G. Moser, and E. M. Sandknop. 1978. Distributional atlas of fish larvae in the California Current region: rockfishes, *Sebastes* spp., 1950 through 1975. CalCOFI Atlas No. 26:xxi + 178 p.

Ambrose, D. A., R. L. Charter, H. G. Moser, and C. R. Santos Methot. 1987a. Ichthyoplankton and station data for California Cooperative Oceanic Fisheries Investigations survey cruises in 1951. U.S. Dep. Commer., NOAA Tech. Memo., NMFS, SWFC, No. 79, 196 p.

Ambrose, D. A., R. L. Charter, H. G. Moser, and C. R. Santos Methot. 1987b. Ichthyoplankton and station data for California Cooperative Oceanic Fisheries Investigations survey cruises in 1955. U.S. Dep. Commer., NOAA Tech. Memo., NMFS, SWFC, No. 83, 185 p.

Ambrose, D. A., R. L. Charter, H. G. Moser, and C. R. Santos Methot. 1987c. Ichthyoplankton and station data for California Cooperative Oceanic Fisheries Investigations survey cruises in 1960. U.S. Dep. Commer., NOAA Tech. Memo, NMFS, SWFC, No. 88, 253 p.

Ambrose, D.A., R. L. Charter, H. G. Moser, and B. S. Earhart. 1988. Ichthyoplankton and station data for California Cooperative Oceanic Fisheries Investigations survey cruises in 1963. U.S. Dep. Commer., NOAA Tech. Memo., NMFS, SWFC, No. 94, 209 p.

Haight, C. A., H. G. Moser, and P. E. Smith. 1979. Data entry programs: CalCOFI. II. Fish eggs and larvae identification sheet. National Marine Fisheries Service, Southwest Fisheries Center, La Jolla, Admin. Rept. No. LJ-79-25.

Kramer, D. 1970. Distributional atlas of fish eggs and larvae in the California current region: Pacific sardine, *Sardinops caerulea* (Girard), 1951 through 1966. CalCOFI Atlas No. 12:vi + 277 p.

Kramer, D. and E. H. Ahlstrom. 1968. Distributional atlas of fish larvae in the California Current region: northern anchovy, *Engraulis mordax* Girard, 1951 through 1965. CalCOFI Atlas No. 9:xi + 269 p.

Kramer, D., M. Kalin, E. G. Stevens, J. R. Thrailkill, and J. R. Zweifel. 1972. Collecting and processing data on fish eggs and larvae in the California Current Region. NOAA Tech. Rep. NMFS Circ. 370, 38 p.

Nelson, J. S. 1984. Fishes of the world. John Wiley and Sons, N.Y., 523 p.

Powles, H. and D. F. Markle. 1984. Identification of larvae, p. 31-33. *In*: Ontogeny and systematics of fishes. H. G. Moser, W. J. Richards, D. M. Cohen, M. P. Fahay, A. W. Kendall, Jr., and S. L. Richardson (eds.). Spec. Publ. No. 1. Amer. Soc. Ichthyol. Herpetol., 760 p.

Sandknop, E. M., R. L. Charter, H. G. Moser, and J. D. Ryan. 1987a. Ichthyoplankton and station data for California Cooperative Oceanic Fisheries Investigations survey cruises in 1952. U.S. Dep. Commer., NOAA Tech. Memo., NMFS, SWFC, No. 80, 207 p.

Sandknop, E. M., R. L. Charter, H. G. Moser, and J. D. Ryan. 1987b. Ichthyoplankton and station data for California Cooperative Oceanic Fisheries Investigations survey cruises in 1958. U.S. Dep. Commer. NOAA Tech. Memo., NMFS, SWFC, No. 86, 248 p.

Sandknop, E. M., R. L. Charter, H. G. Moser, C. A. Meyer, and A. E. Hays. 1988a. Ichthyoplankton and station data for California Cooperative Oceanic Fisheries Investigations survey cruises in 1961. U.S. Dep. Commer., NOAA Tech. Memo., NMFS, SWFC, No. 92, 167 p.

Sandknop, E. M., R. L. Charter, H. G. Moser, C. A. Meyer, and A. E. Hays. 1988b. Ichthyoplankton and station data for California Cooperative Oceanic Fisheries Investigations survey cruises in 1964. U.S. Dep. Commer. NOAA Tech. Memo., NMFS, SWFC, No. 95, 222 p.

Smith, P. E. 1971. Distributional atlas of zooplankton volume in the California Current region, 1951 through 1966. CalCOFI Atlas No. 13:xvi + 144 p.

Smith, P. E. and S. L. Richardson. 1977. Standard techniques for pelagic fish egg and larva surveys. FAO Fish. Tech. Pap. No. 175, 100 p.

Staff, South Pacific Fishery Investigations. 1953. Zooplankton volumes off the Pacific Coast, 1952. U.S. Fish Wildl. Serv. SSRF 100, 41 p.

Stevens, E. G., R. L. Charter, H. G. Moser, and M. S. Busby. 1987a. Ichthyoplankton and station data for California Cooperative Oceanic Fisheries Investigations survey cruises in 1953. U.S. Dep. Commer., NOAA Tech. Memo., NMFS, SWFC, No. 81, 186 p.

Stevens, E. G., R. L. Charter, H. G. Moser, and M. S. Busby. 1987b. Ichthyoplankton and station data for California Cooperative Oceanic Fisheries Investigations survey cruises in 1956. U.S. Dep. Commer., NOAA Tech. Memo., NMFS, SWFC, No. 84, 189 p.

Stevens, E. G., R. L. Charter, H. G. Moser, and M. S. Busby. 1987c. Ichthyoplankton and station data for California Cooperative Oceanic Fisheries Investigations survey cruises in 1959. U.S. Dep. Commer., NOAA Tech. Memo., NMFS, SWFC, No. 87, 273 p.

Sumida, B. Y., R. L. Charter, H. G. Moser, and D. L. Snow. 1987a. Ichthyoplankton and station data for California Cooperative Oceanic Fisheries Investigations survey cruises in 1954. U.S. Dep. Commer., NOAA Tech. Memo., NMFS, SWFC, No. 82, 207 p.

Sumida, B. Y., R. L. Charter, H. G. Moser, and D. L. Snow. 1987b. Ichthyoplankton and station data for California Cooperative Oceanic Fisheries Investigations survey cruises in 1957. U.S. Dep. Commer., NOAA Tech. Memo., NMFS, SWFC, No. 85, 225 p.

Sumida, B. Y., R. L. Charter, H. G. Moser, and D. L. Snow. 1988. Ichthyoplankton and station data for California Cooperative Oceanic Fisheries Investigations survey cruises in 1962. U.S. Dep. Commer., NOAA Tech. Memo., NMFS, SWFC, No. 93, 179 p.

University of California, Scripps Institution of Oceanography. 1965. Data report: physical and chemical data, CalCOFI Cruise 6501. SIO Ref. 66-4.

University of California, Scripps Institution of Oceanography. 1967. Data report: physical and chemical data, CalCOFI Cruise 6504; 6507, 6509. SIO Ref. 67-16; 67-17.

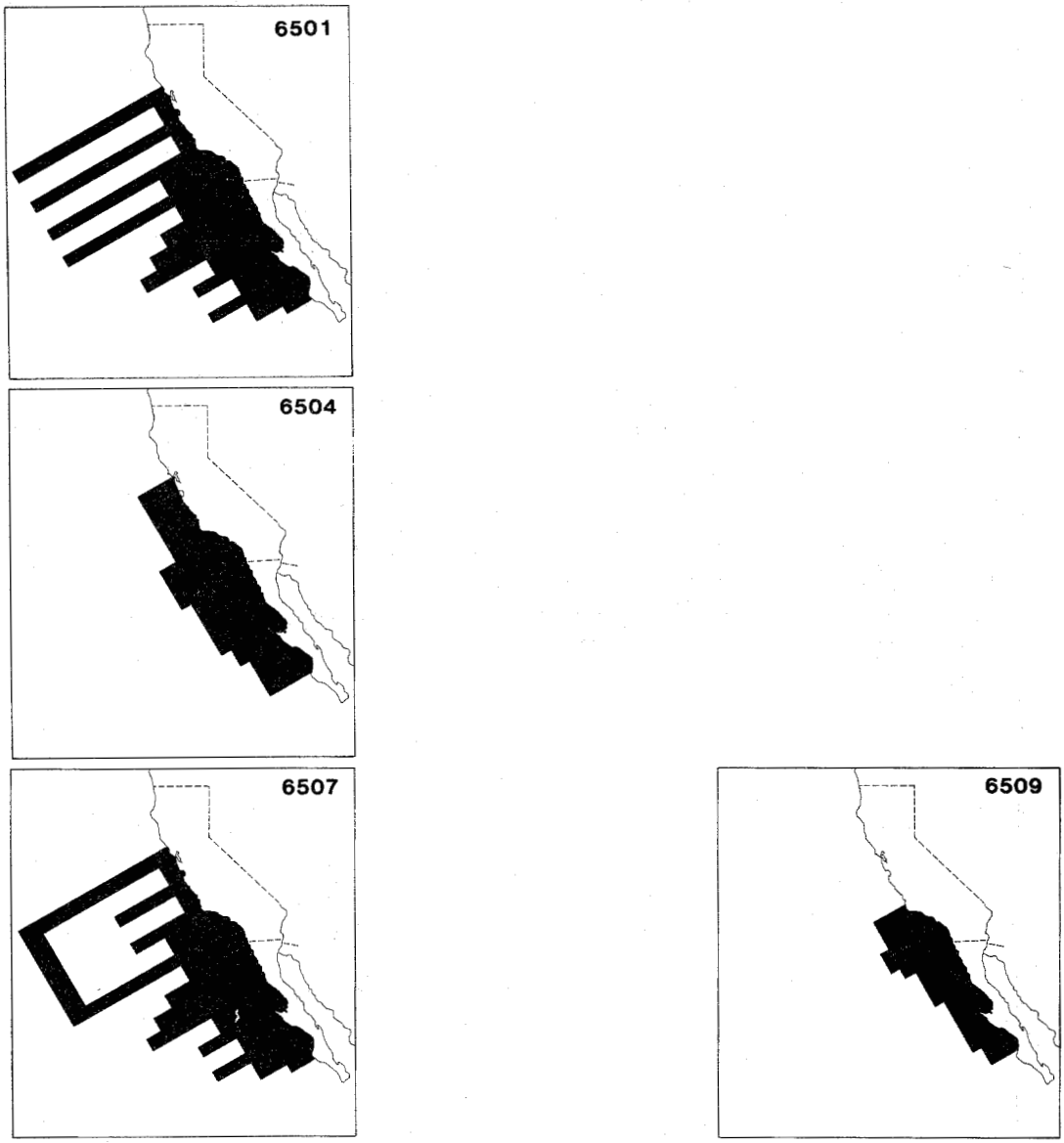

Figure 1. Composite arrangement of diagrammatic charts showing areas sampled on each CalCOFI cruise during 1965.

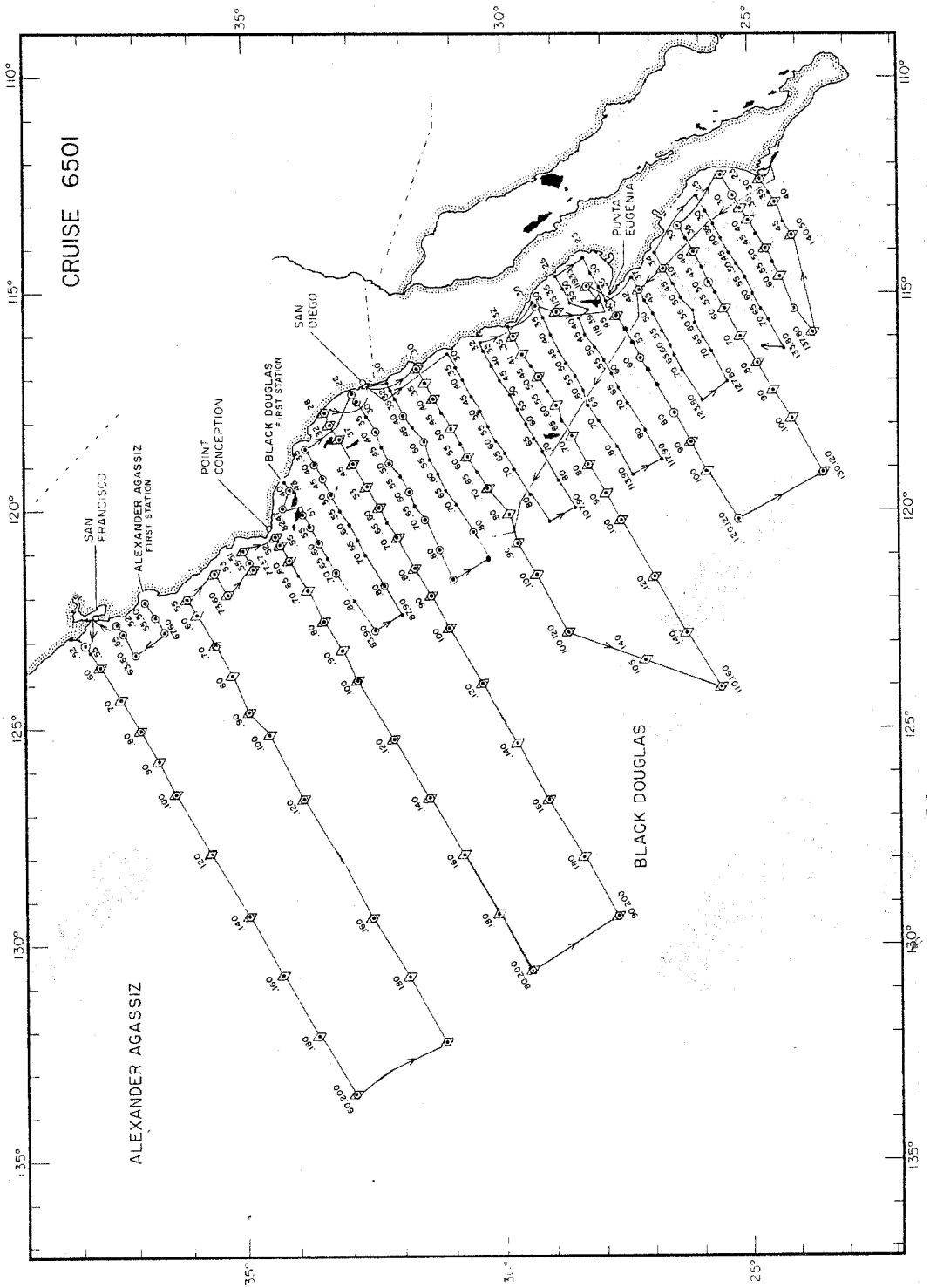

Figure 2. Station pattern for CalCOFI Cruise 6501 showing tracks for each vessel. Stations with plankton tows are indicated by a dot;circles designate hydrographic stations and diamonds signify STD recordings. Figures 2-5 modified from charts in Univ of Calif., SIO (1965, 1967) to include only those stations listed in Table 1 of this report; see Table 1 for inshore stations not shown on charts.

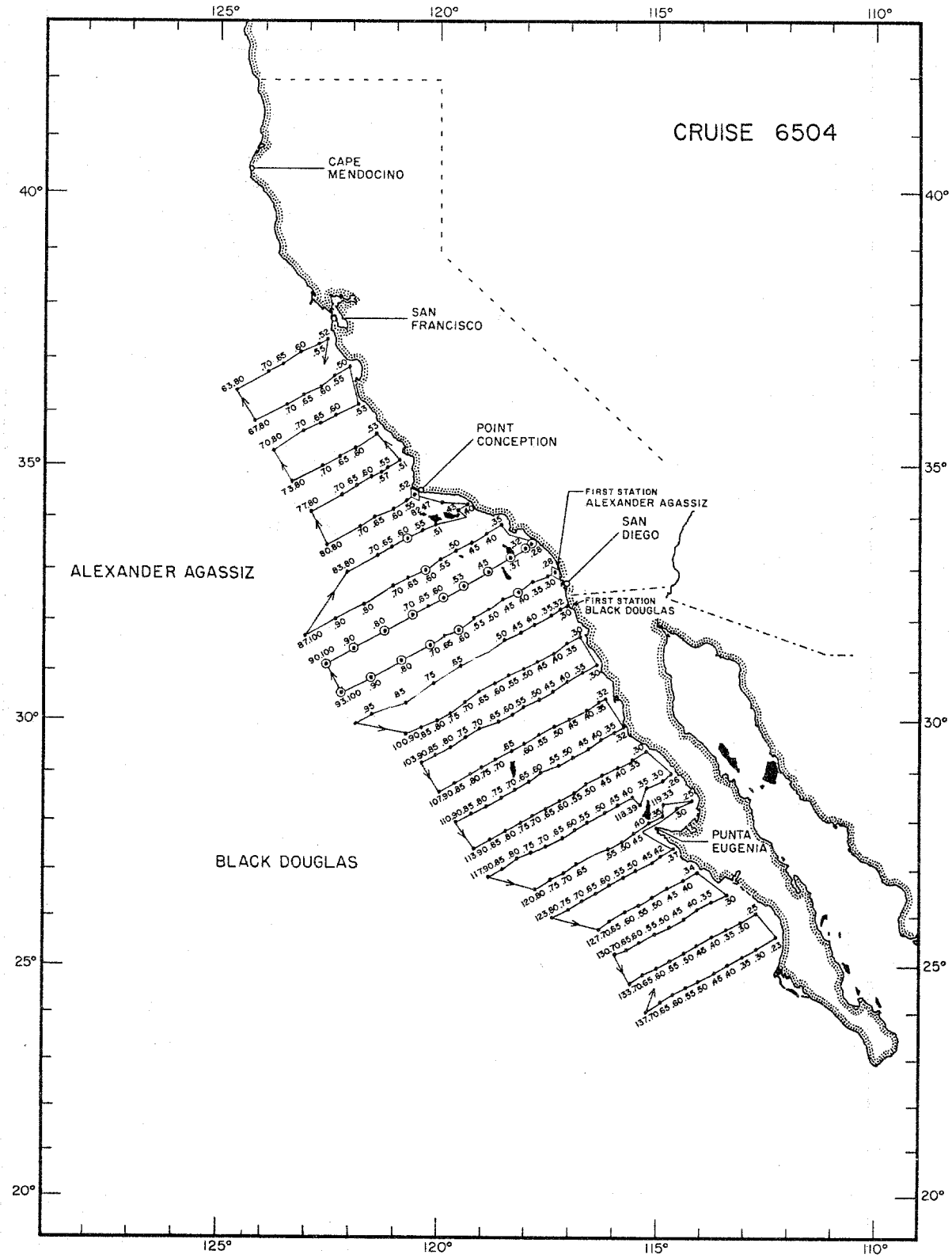

Figure 3. Station pattern for CalCOFI Cruise 6504. Symbols as in Figure 2.

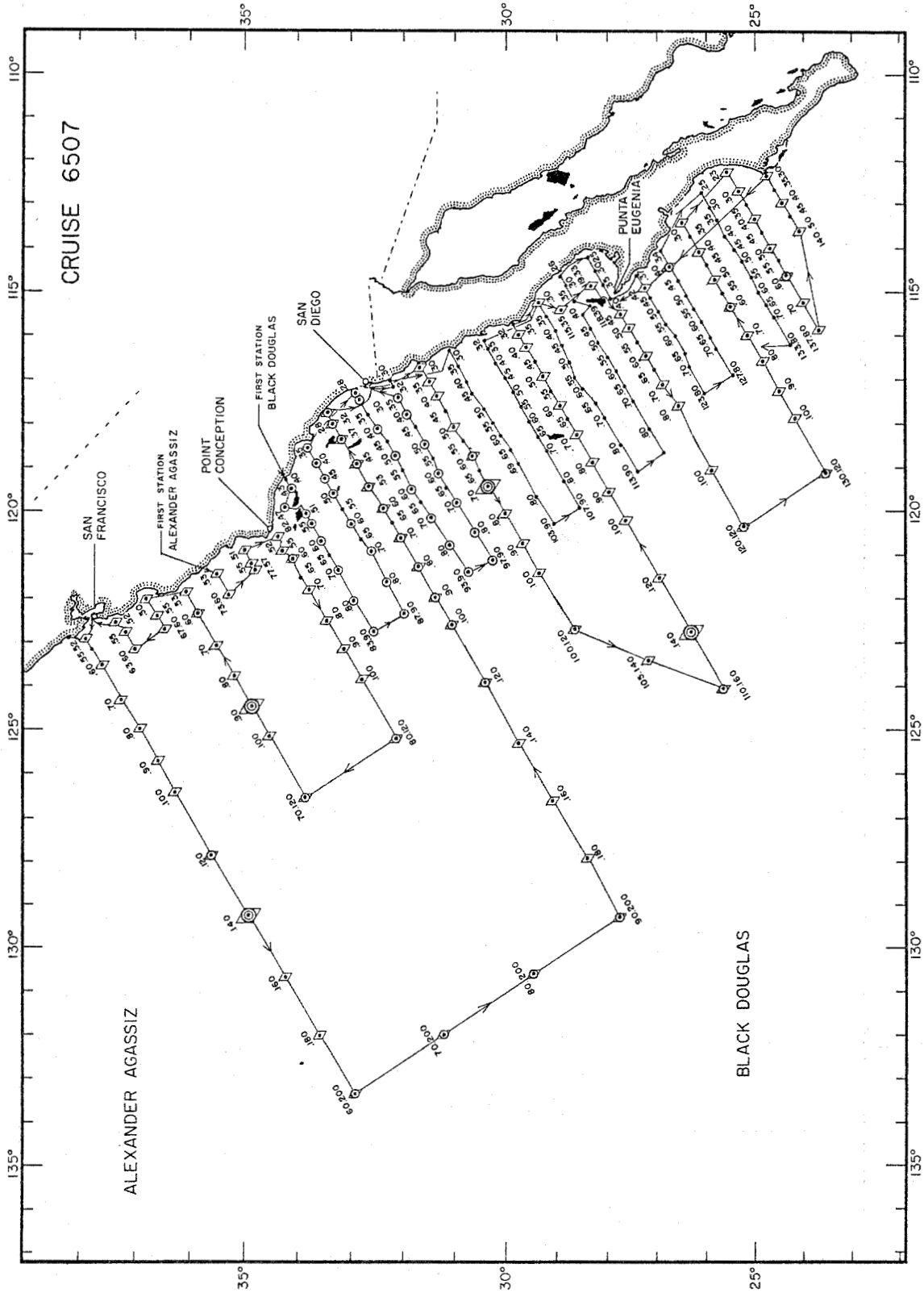

Figure 4. Station pattern for CalCOFI Cruise 6507. Symbols as in Figure 2; additional symbol, an enlarged diamond and circle, indicates deep hydrographic station with STD recording.

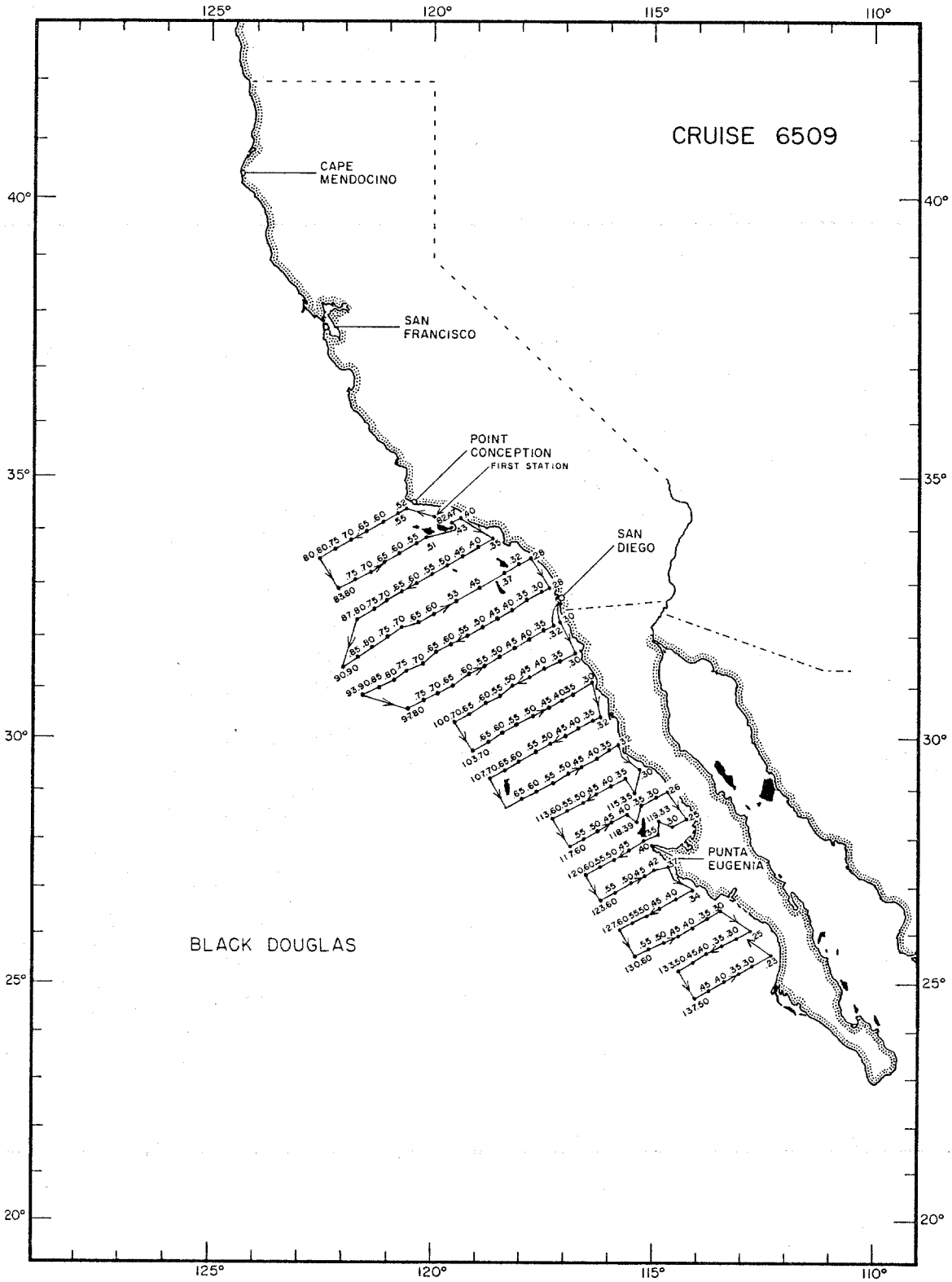

Figure 5. Station pattern for CalCOFI Cruise 6509. Symbols as in Figure 2.

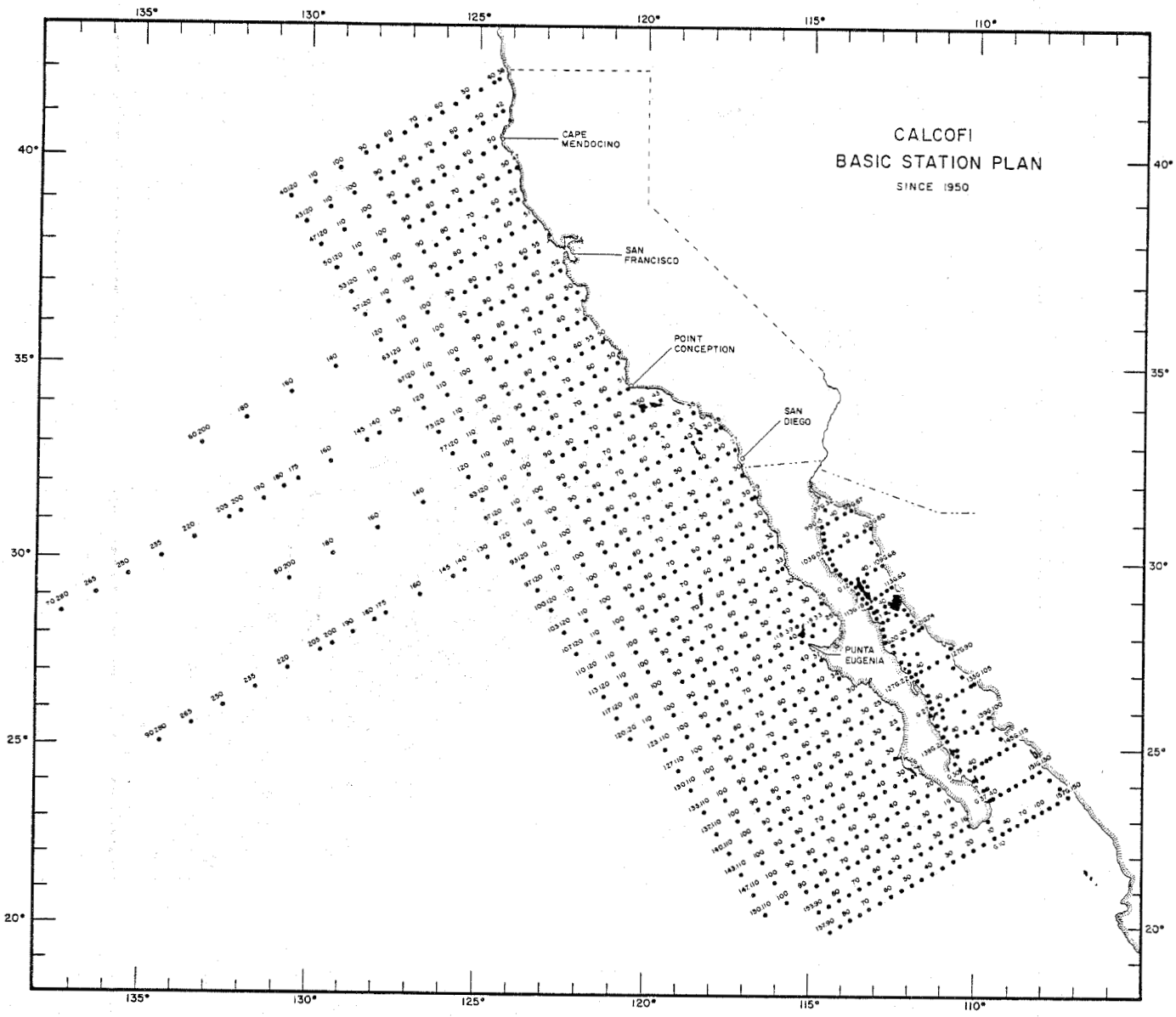

Figure 6. The basic station plan for CalCOFI cruises from 1950 to the present.

TABLE 1. Station and plankton tow data for CalCOFI cruises in 1965. Counts for fish eggs and larvae are not adjusted for standard haul factor or percent of sample sorted.

CalCOFI Cruise 6501

Line	Station	Lat.(N) deg. min.	Long.(W) deg. min.	Ship Code	Tow Date yr. mo. day	Time (PST)	Tow Depth (m)	Vol. Water Strained (cu. m)	Stand-ard Haul Factor	Percent Sorted	Total Larvae	Total Eggs
60.0	49.5	37 59.0	122 49.5	AX	65 01 10	1314	16	192	0.86	100.0	49	35
60.0	50.0	37 57.4	122 53.2	AX	65 01 10	1344	28	216	1.30	100.0	35	248
60.0	51.0	37 55.4	122 57.3	AX	65 01 10	1454	40	249	1.62	100.0	177	932
60.0	52.0	37 53.9	123 01.8	AX	65 01 10	1604	52	233	2.25	100.0	83	654
60.0	55.0	37 47.5	123 15.0	AX	65 01 10	1814	113	366	3.09	100.0	335	174
60.0	60.0	37 37.5	123 35.4	AX	65 01 10	2136	135	510	2.65	100.0	53	33
60.0	70.0	37 17.0	124 20.5	AX	65 01 11	0341	148	457	3.24	100.0	32	24
60.0	80.0	36 56.3	125 02.3	AX	65 01 11	0901	130	512	2.54	100.0	37	16
60.0	90.0	36 37.0	125 46.5	AX	65 01 11	1456	144	430	3.35	100.0	14	44
60.0	100.0	36 17.0	126 30.0	AX	65 01 11	2016	141	451	3.12	100.0	11	10
60.0	120.0	35 39.0	127 54.0	AX	65 01 12	0621	149	432	2.46	100.0	7	21
60.0	140.0	34 56.2	129 18.9	AX	65 01 12	1436	148	418	3.54	100.0	7	11
60.0	160.0	34 17.8	130 40.5	AX	65 01 12	2341	148	459	3.23	100.0	23	6
60.0	180.0	33 37.8	132 05.0	AX	65 01 13	0836	141	479	2.95	100.0	15	4
60.0	200.0	32 56.0	133 27.0	AX	65 01 13	1756	143	459	3.11	100.0	38	20
63.0	49.7	37 24.0	122 26.4	AX	65 01 09	0830	13	223	0.58	100.0	149	553
63.0	50.0	37 23.6	122 27.8	AX	65 01 09	0800	19	230	0.82	100.0	366	1434
63.0	51.0	37 22.0	122 32.5	AX	65 01 09	0704	34	128	2.63	100.0	110	2333
63.0	52.0	37 19.3	122 36.6	AX	65 01 09	0613	69	238	2.90	100.0	366	2374
63.0	55.0	37 12.7	122 49.6	AX	65 01 09	0331	144	455	3.17	100.0	589	34
63.0	60.0	37 01.2	123 17.2	AX	65 01 09	0006	144	441	3.26	100.0	44	20
67.0	47.3	36 54.4	121 53.5	AX	65 01 08	0804	14	211	0.68	100.0	30	744
67.0	48.0	36 52.8	121 55.7	AX	65 01 08	0844	28	230	1.23	100.0	5	127
67.0	49.0	36 50.8	122 00.4	AX	65 01 08	0953	74	230	3.23	100.0	95	883
67.0	50.0	36 49.0	122 04.6	AX	65 01 08	1118	64	271	2.35	100.0	302	227
67.0	55.0	36 38.9	122 25.9	AX	65 01 08	1506	143	432	3.32	100.0	182	94
67.0	60.0	36 29.0	122 47.5	AX	65 01 08	1806	141	469	3.01	100.0	99	101
70.0	50.0	36 11.4	121 43.8	AX	65 01 17	1603	85	289	2.93	100.0	587	17
70.0	51.0	36 10.4	121 45.7	AX	65 01 17	1426	139	454	3.07	100.0	248	12
70.0	52.0	36 08.7	121 50.0	AX	65 01 17	1326	141	446	3.15	100.0	211	83
70.0	53.0	36 06.5	121 54.0	AX	65 01 17	1201	136	463	2.95	100.0	145	715
70.0	55.0	36 02.7	122 02.0	AX	65 01 17	1016	136	470	2.90	100.0	148	214
70.0	60.0	35 53.0	122 24.1	AX	65 01 17	0701	140	490	2.86	100.0	31	36
70.0	70.0	35 32.0	123 05.3	AX	65 01 17	0141	141	521	2.71	100.0	166	22
70.0	80.0	35 12.8	123 47.0	AX	65 01 16	2011	139	498	2.78	100.0	14	3
70.0	90.0	34 53.8	124 28.1	AX	65 01 16	1526	136	473	2.87	100.0	7	2
70.0	100.0	34 33.2	125 09.3	AX	65 01 16	1001	141	494	2.85	100.0	3	4
70.0	120.0	33 54.0	126 36.0	AX	65 01 16	0031	142	478	2.98	100.0	45	9
70.0	160.0	32 34.8	129 21.6	AX	65 01 15	0526	140	471	2.97	100.0	45	53
70.0	180.0	31 54.0	130 43.0	AX	65 01 14	1651	140	471	2.98	100.0	12	12
70.0	200.0	31 10.5	132 12.0	AX	65 01 14	0736	141	462	3.06	100.0	34	27
73.0	49.4	35 38.3	121 15.0	AX	65 01 17	2010	7	230	0.31	100.0	142	1926
73.0	50.0	35 37.2	121 17.1	AX	65 01 17	2053	63	273	2.32	100.0	567	144

TABLE 1. (cont.)

CalCOFI Cruise 6501

Line	Station	Lat.(N) deg. min.	Long.(W) deg. min.	Ship Code	Tow Date yr. mo. day	Time (PST)	Tow Depth (m)	Vol. Water Strained (cu. m)	Standard Haul Factor	Percent Sorted	Total Larvae	Total Eggs
73.0	51.0	35 35.2	121 21.0	AX	65 01 17	2126	142	458	3.09	100.0	322	260
73.0	53.0	35 31.7	121 28.6	AX	65 01 17	2336	133	448	2.73	100.0	503	439
73.0	60.0	35 17.8	121 57.4	AX	65 01 18	0346	139	497	2.79	100.0	163	114
77.0	47.6	35 08.4	120 43.9	AX	65 01 18	2235	7	249	0.28	100.0	269	4912
77.0	48.0	35 08.8	120 42.2	AX	65 01 18	2320	7	249	0.29	100.0	526	3700
77.0	51.0	35 01.8	120 56.3	AX	65 01 19	0231	141	475	2.97	100.0	375	76
77.0	55.0	34 54.2	121 13.2	AX	65 01 18	1236	141	488	2.88	100.0	65	350
77.0	57.0	34 50.2	121 21.2	AX	65 01 18	0926	140	469	2.99	100.0	80	150
80.0	50.2	34 27.7	120 29.0	AX	65 01 19	0705	7	192	0.36	100.0	292	280
80.0	51.0	34 26.1	120 32.5	AX	65 01 19	0836	141	447	3.16	100.0	382	521
80.0	52.0	34 24.4	120 36.6	AX	65 01 19	1016	140	427	3.29	100.0	297	417
80.0	55.0	34 18.8	120 48.5	AX	65 01 19	1321	144	461	3.11	100.0	256	1151
80.0	60.0	34 08.7	121 09.0	AX	65 01 19	1656	133	516	2.57	100.0	80	73
80.0	65.0	33 59.0	121 29.9	AX	65 01 19	2006	141	452	3.12	100.0	45	55
80.0	70.0	33 48.1	121 51.0	AX	65 01 19	2301	139	488	2.84	100.0	13	8
80.0	80.0	33 30.0	122 32.9	AX	65 01 20	0526	140	467	2.99	100.0	19	32
80.0	90.0	33 08.1	123 13.0	AX	65 01 20	1001	140	486	2.88	100.0	10	5
80.0	100.0	32 49.9	123 53.0	AX	65 01 20	1541	138	454	3.05	100.0	5	8
80.0	120.0	32 09.0	125 15.0	AX	65 01 21	0111	141	478	2.95	100.0	81	3
80.0	140.0	31 29.2	126 36.2	AX	65 01 21	1156	136	498	2.73	100.0	12	15
80.0	160.0	30 47.9	127 56.0	AX	65 01 21	1941	140	481	2.92	100.0	131	16
80.0	180.0	30 08.1	129 16.9	AX	65 01 22	0501	138	505	2.74	100.0	31	21
80.0	200.0	29 29.5	130 36.0	AX	65 01 22	1426	139	492	2.83	100.0	21	6
82.0	47.0	34 15.0	119 59.0	BD	65 01 20	1831	142	497	2.86	100.0	179	1813
83.0	39.0	34 15.5	119 17.7	BD	65 01 20	0949	14	88	1.60	100.0	24	354
83.0	40.0	34 13.7	119 22.0	BD	65 01 20	1114	22	113	1.91	100.0	169	251
83.0	43.0	34 08.0	119 34.0	BD	65 01 20	1356	143	282	2.96	100.0	146	554
83.0	51.0	33 52.0	120 07.6	BD	65 01 20	2222	102	432	2.36	100.0	53	275
83.0	55.0	33 44.0	120 24.5	BD	65 01 21	1051	141	485	2.90	100.0	309	4499
83.0	60.0	33 34.0	120 45.0	BD	65 01 21	1436	142	467	3.04	100.0	101	1921
83.0	65.0	33 25.0	121 05.8	BD	65 01 21	1711	134	468	2.87	100.0	139	349
83.0	70.0	33 15.2	121 26.3	BD	65 01 21	2046	141	441	3.19	100.0	48	161
83.0	80.0	32 53.0	122 07.3	BD	65 01 22	0111	142	402	3.53	100.0	58	18
83.0	90.0	32 31.5	122 46.0	BD	65 01 22	0736	142	467	3.03	100.0	23	13
87.0	32.5	33 54.0	118 26.5	BD	65 01 24	0120	12	77	1.58	100.0	605	439
87.0	33.0	33 54.2	118 29.4	BD	65 01 24	0030	44	221	1.99	100.0	2821	1500
87.0	34.0	33 52.2	118 33.4	BD	65 01 23	2338	62	231	2.67	100.0	1004	875
87.0	35.0	33 50.0	118 37.5	BD	65 01 23	2216	140	475	2.94	100.0	1669	1591
87.0	40.0	33 40.0	118 58.0	BD	65 01 23	1851	138	484	2.85	100.0	1352	1128
87.0	45.0	33 30.0	119 19.0	BD	65 01 23	1501	142	466	3.06	100.0	699	3111
87.0	50.0	33 20.0	119 39.5	BD	65 01 23	1148	70	178	3.94	100.0	391	487
87.0	55.0	33 11.2	120 01.3	BD	65 01 23	0841	140	469	2.98	100.0	954	2892
87.0	60.0	33 00.0	120 21.5	BD	65 01 23	0531	139	463	3.00	100.0	47	1756
87.0	65.0	32 49.5	120 41.5	BD	65 01 23	0211	145	469	3.08	100.0	12	1030
87.0	70.0	32 39.5	121 02.0	BD	65 01 22	2311	142	460	3.10	100.0	39	5

TABLE 1. (cont.)

CalCOFI Cruise 6501

Line	Station	Lat.(N) deg. min.	Long.(W) deg. min.	Ship Code	Tow Date yr. mo. day	Time (PST)	Tow Depth (m)	Vol. Water Strained (cu. m)	Standard Haul Factor	Percent Sorted	Total Larvae	Total Eggs
87.0	80.0	32 20.0	121 43.0	BD	65 01 22	1756	142	469	3.03	100.0	48	17
87.0	90.0	32 00.0	122 23.0	BD	65 01 22	1211	142	476	2.99	100.0	21	14
90.0	27.5	33 29.2	117 44.6	AX	65 01 27	1214	17	249	0.57	100.0	319	1537
90.0	28.0	33 28.5	117 46.6	AX	65 01 27	1111	137	490	2.79	100.0	586	957
90.0	32.0	33 21.1	118 01.6	AX	65 01 27	0816	136	505	2.70	100.0	741	2995
90.0	37.0	33 10.9	118 22.3	AX	65 01 27	0421	140	466	2.99	100.0	1373	3840
90.0	45.0	32 54.5	118 55.4	AX	65 01 26	2336	132	520	2.54	100.0	922	2191
90.0	53.0	32 39.1	119 28.0	AX	65 01 26	1831	143	444	3.23	100.0	277	3960
90.0	60.0	32 24.1	119 57.2	AX	65 01 26	1341	138	463	2.99	100.0	199	697
90.0	65.0	32 15.4	120 18.3	AX	65 01 26	0911	141	436	3.23	100.0	19	12
90.0	70.0	32 04.2	120 39.0	AX	65 01 26	0621	142	458	3.10	100.0	9	118
90.0	80.0	31 45.0	121 19.5	AX	65 01 25	2321	131	492	2.66	100.0	27	38
90.0	90.0	31 24.0	121 59.0	AX	65 01 25	1716	142	472	3.00	100.0	8	20
90.0	100.0	31 04.5	122 40.3	AX	65 01 25	1036	138	500	2.75	100.0	23	29
90.0	120.0	30 24.2	123 59.1	AX	65 01 25	0021	137	507	2.71	100.0	25	14
90.0	140.0	29 45.0	125 19.9	AX	65 01 24	0816	142	543	2.61	100.0	1	7
90.0	160.0	29 07.0	126 39.3	AX	65 01 23	2321	135	522	2.60	100.0	29	3
90.0	180.0	28 24.5	127 58.5	AX	65 01 23	1346	140	513	2.73	100.0	19	11
90.0	200.0	27 42.8	129 18.5	AX	65 01 23	0516	139	497	2.81	100.0	31	27
93.0	26.5	32 56.8	117 16.7	BD	65 01 24	1015	15	62	2.40	100.0	104	714
93.0	27.0	32 56.0	117 19.0	BD	65 01 24	1048	77	272	2.83	100.0	43	213
93.0	28.0	32 54.7	117 21.8	BD	65 01 25	1411	143	463	3.09	100.0	187	313
93.0	30.0	32 50.2	117 31.0	BD	65 01 25	1700	143	470	3.04	100.0	1220	3383
93.0	35.0	32 40.5	117 51.5	BD	65 01 25	2001	143	475	3.00	100.0	1355	2331
93.0	40.0	32 30.0	118 11.5	BD	65 01 26	0016	144	478	3.01	100.0	232	5052
93.0	45.0	32 21.5	118 34.0	BD	65 01 26	0326	143	472	3.04	100.0	742	3490
93.0	50.0	32 11.5	118 55.3	BD	65 01 26	0706	143	459	3.11	100.0	230	2793
93.0	55.0	32 00.0	119 13.5	BD	65 01 26	1001	139	453	3.07	100.0	147	1615
93.0	60.0	31 50.5	119 33.5	BD	65 01 26	1316	142	467	3.05	100.0	182	5950
93.0	65.0	31 42.5	119 55.2	BD	65 01 26	1631	143	454	3.15	100.0	40	262
93.0	70.0	31 31.0	120 14.0	BD	65 01 26	1946	142	484	2.94	100.0	31	70
93.0	80.0	31 15.0	120 53.5	BD	65 01 27	0151	141	469	3.01	100.0	29	202
93.0	90.0	31 00.0	121 31.5	BD	65 01 27	0656	142	446	3.19	100.0	20	53
96.8	28.7	32 19.4	117 03.8	BD	65 01 29	0230	11	91	1.18	100.0	868	267
97.0	29.0	32 17.5	117 04.7	BD	65 01 29	0149	35	108	1.87	100.0	1792	534
97.0	30.0	32 16.0	117 07.0	BD	65 01 29	0053	49	226	2.16	100.0	1404	275
97.0	32.0	32 12.0	117 15.2	BD	65 01 28	2306	140	449	3.12	100.0	1870	3142
97.0	35.0	32 06.5	117 28.5	BD	65 01 28	2051	140	457	3.07	100.0	1024	1569
97.0	40.0	31 58.0	117 51.0	BD	65 01 28	1811	141	449	3.15	100.0	1029	1697
97.0	45.0	31 46.0	118 08.5	BD	65 01 28	1416	142	468	3.04	100.0	2287	3041
97.0	50.0	31 32.2	118 27.2	BD	65 01 28	1126	141	449	3.15	100.0	1528	1674
97.0	55.0	31 25.5	118 49.5	BD	65 01 28	0741	141	472	3.00	100.0	216	5019
97.0	60.0	31 16.2	119 10.0	BD	65 01 28	0506	141	478	2.96	100.0	326	1294
97.0	65.0	31 06.8	119 30.8	BD	65 01 28	0151	142	462	3.07	100.0	695	450
97.0	70.0	30 56.3	119 50.8	BD	65 01 27	2311	140	475	2.95	100.0	437	88

TABLE 1. (cont.)

CalCOFI Cruise 6501

Line	Station	Lat.(N) deg. min.	Long.(W) deg. min.	Ship Code	Tow Date yr. mo. day	Time (PST)	Tow Depth (m)	Vol. Water Strained (cu. m)	Stand-ard Haul Factor	Percent Sorted	Total Larvae	Total Eggs
97.0	80.0	30 36.0	120 30.5	BD	65 01 27	1741	141	422	3.35	100.0	12	23
97.0	90.0	30 18.0	121 08.3	BD	65 01 27	1236	140	461	3.05	100.0	14	34
100.0	29.0	31 42.2	116 43.5	AX	65 01 29	2232	104	277	3.75	100.0	636	658
100.0	30.0	31 40.5	116 47.0	AX	65 01 30	0031	139	495	2.81	100.0	361	1053
100.0	35.0	31 31.0	117 06.9	AX	65 01 30	0401	141	484	2.92	100.0	993	1164
100.0	40.0	31 20.8	117 27.0	AX	65 01 30	0806	140	477	2.94	100.0	500	329
100.0	45.0	31 12.4	117 48.6	AX	65 01 30	1026	137	442	3.11	100.0	524	1888
100.0	50.0	31 01.0	118 07.5	AX	65 01 30	1351	134	481	2.79	100.0	417	1331
100.0	55.0	30 50.2	118 29.5	AX	65 01 30	1511	139	460	3.03	100.0	649	1195
100.0	60.0	30 41.0	118 48.2	AX	65 01 30	2016	141	475	2.98	100.0	234	34
100.0	65.0	30 29.6	119 09.3	AX	65 01 30	2226	140	471	2.98	100.0	231	48
100.0	70.0	30 17.8	119 30.2	AX	65 01 31	0211	140	455	3.08	100.0	440	178
100.0	80.0	29 52.1	120 09.2	AX	65 01 31	0731	140	482	2.91	100.0	27	14
100.0	90.0	29 40.8	120 46.9	AX	65 01 31	2326	141	467	3.03	100.0	21	14
100.0	100.0	29 21.0	121 29.5	AX	65 02 02	0456	141	478	2.95	100.0	67	46
100.0	120.0	28 40.8	122 46.7	AX	65 02 02	1421	142	477	2.97	100.0	9	10
103.0	28.5	31 07.8	116 19.2	BD	65 01 30	2250	12	96	1.25	100.0	203	97
103.0	29.0	31 07.0	116 21.0	BD	65 01 30	2344	22	98	2.29	100.0	110	214
103.0	30.0	31 05.2	116 25.2	BD	65 01 31	0043	54	220	2.46	100.0	195	33
103.0	35.0	30 55.2	116 45.2	BD	65 01 31	0341	138	470	2.94	100.0	1297	525
103.0	40.0	30 46.3	117 04.5	BD	65 01 31	0616	141	481	2.92	100.0	259	280
103.0	45.0	30 36.0	117 24.0	BD	65 01 31	0906	141	479	2.95	100.0	23	12
103.0	50.0	30 26.5	117 45.0	BD	65 01 31	1141	142	486	2.92	100.0	12	8
103.0	55.0	30 17.0	118 05.0	BD	65 01 31	1456	141	491	2.87	100.0	109	24
103.0	60.0	30 07.0	118 25.0	BD	65 01 31	1736	141	464	3.04	100.0	162	109
103.0	65.0	29 57.0	118 44.3	BD	65 01 31	2026	137	482	2.83	100.0	354	76
103.0	70.0	29 47.2	119 04.0	BD	65 01 31	2256	142	471	3.01	100.0	285	155
103.0	80.0	29 26.5	119 40.0	BD	65 02 01	0346	141	470	3.00	100.0	39	8
103.0	90.0	29 04.3	120 16.0	BD	65 02 01	0831	143	468	3.04	100.0	30	25
105.0	140.0	27 09.3	123 26.1	BD	65 02 02	0026	141	508	2.78	100.0	48	16
107.0	30.0	30 30.0	116 03.3	BD	65 02 02	2250	13	84	1.50	100.0	104	222
107.0	31.0	30 27.8	116 07.0	BD	65 02 02	2159	33	155	2.15	100.0	331	66
107.0	32.0	30 25.8	116 11.0	BD	65 02 02	2036	143	464	3.09	100.0	956	2503
107.0	35.0	30 21.5	116 22.5	BD	65 02 02	1831	143	446	3.20	100.0	299	1212
107.0	40.0	30 11.5	116 42.5	BD	65 02 02	1531	144	489	2.94	100.0	253	210
107.0	45.0	30 01.5	117 02.0	BD	65 02 02	1246	142	477	2.99	100.0	2	13
107.0	50.0	29 50.1	117 22.9	BD	65 02 02	1006	142	486	2.93	100.0	17	26
107.0	55.0	29 41.5	117 42.5	BD	65 02 02	0736	142	482	2.95	100.0	7	17
107.0	60.0	29 32.0	118 01.5	BD	65 02 02	0436	142	467	3.03	100.0	185	107
107.0	65.0	29 22.0	118 21.0	BD	65 02 02	0136	142	483	2.94	100.0	14	85
107.0	70.0	29 12.2	118 41.0	BD	65 02 01	2231	144	452	3.18	100.0	105	236
107.0	80.0	28 53.2	119 20.5	BD	65 02 01	1736	142	490	2.90	100.0	32	63
107.0	90.0	28 32.0	119 59.0	BD	65 02 01	1251	141	476	2.96	100.0	41	11
110.0	32.0	29 52.1	115 47.8	AX	65 02 05	1434	14	212	0.67	100.0	330	532
110.0	35.0	29 46.3	116 00.0	AX	65 02 05	1201	141	496	2.83	100.0	374	796

TABLE 1. (cont.)

CalCOFI Cruise 6501

Line	Station	Lat.(N) deg. min.	Long.(W) deg. min.	Ship Code	Tow Date yr. mo. day	Time (PST)	Tow Depth (m)	Vol. Water Strained (cu. m)	Stand-ard Haul Factor	Percent Sorted	Total Larvae	Total Eggs
110.0	40.0	29 37.4	116 26.1	AX	65 02 05	0746	139	502	2.77	100.0	1063	2309
110.0	45.0	29 27.0	116 43.7	AX	65 02 05	0421	139	498	2.80	100.0	3	111
110.0	50.0	29 16.0	116 59.3	AX	65 02 05	0206	141	504	2.80	100.0	9	46
110.0	55.0	29 06.0	117 19.0	AX	65 02 04	2211	141	515	2.73	100.0	24	431
110.0	60.0	28 57.0	117 38.9	AX	65 02 04	1951	141	516	2.72	100.0	6	44
110.0	65.0	28 46.1	117 58.0	AX	65 02 04	1551	140	528	2.66	100.0	28	528
110.0	70.0	28 36.0	118 18.0	AX	65 02 04	1321	140	500	2.80	100.0	51	57
110.0	80.0	28 16.0	118 58.1	AX	65 02 04	0746	140	545	2.57	100.0	64	67
110.0	90.0	27 55.8	119 36.7	AX	65 02 04	0221	141	535	2.64	100.0	61	200
110.0	100.0	27 38.0	120 16.1	AX	65 02 03	1926	141	542	2.60	100.0	101	97
110.0	120.0	26 55.6	121 32.5	AX	65 02 03	1016	139	540	2.58	100.0	57	44
110.0	140.0	26 17.2	122 50.4	AX	65 02 03	0026	141	524	2.70	100.0	44	32
110.0	160.0	25 37.2	124 02.8	AX	65 02 02	1526	140	498	2.80	100.0	21	6
113.0	28.5	29 25.0	115 11.3	BD	65 02 03	0750	9	106	0.88	100.0	60	911
113.0	29.0	29 24.2	115 13.2	BD	65 02 03	0829	20	92	2.15	100.0	71	656
113.0	30.0	29 21.3	115 18.1	AX	65 02 05	1924	46	207	2.24	100.0	33	170
113.0	30.0	29 21.5	115 17.8	BD	65 02 03	0924	48	196	2.47	100.0	112	162
113.0	35.0	29 11.2	115 38.5	BD	65 02 03	1156	143	472	3.02	100.0	4	10
113.0	40.0	29 01.0	115 59.8	BD	65 02 03	1441	141	484	2.93	100.0	16	0
113.0	45.0	28 51.2	116 22.0	BD	65 02 03	1721	142	460	3.09	100.0	110	2
113.0	50.0	28 41.8	116 39.5	BD	65 02 03	1951	142	469	3.04	100.0	19	2
113.0	55.0	28 32.0	116 57.0	BD	65 02 03	2231	143	480	2.98	100.0	4	0
113.0	60.0	28 22.5	117 18.5	BD	65 02 04	0116	141	480	2.94	100.0	18	89
113.0	65.0	28 13.0	117 38.0	BD	65 02 04	0401	143	457	3.12	100.0	6	11
113.0	70.0	28 03.0	117 59.0	BD	65 02 04	0646	136	498	2.73	100.0	3	26
113.0	80.0	27 42.0	118 33.5	BD	65 02 04	1106	139	490	2.84	100.0	11	75
113.0	90.0	27 22.5	119 12.5	BD	65 02 04	1536	143	505	2.83	100.0	31	171
115.0	35.0	28 54.5	115 27.2	AX	65 02 05	2341	141	494	2.85	100.0	201	223
117.0	24.8	28 58.5	114 36.3	BD	65 02 06	1204	9	92	0.99	100.0	33	167
117.0	25.0	28 58.0	114 37.0	BD	65 02 06	1104	49	186	2.61	100.0	126	93
117.0	26.0	28 56.0	114 41.5	BD	65 02 06	0958	70	251	2.80	100.0	436	266
117.0	30.0	28 48.0	114 56.5	BD	65 02 06	0752	97	335	2.89	100.0	637	1433
117.0	35.0	28 38.0	115 16.0	BD	65 02 06	0506	141	449	3.14	100.0	61	88
117.0	40.0	28 28.0	115 35.5	BD	65 02 05	2346	142	464	3.05	100.0	95	610
117.0	45.0	28 19.5	116 00.2	BD	65 02 05	2056	140	474	2.96	100.0	306	686
117.0	50.0	28 09.0	116 07.0	BD	65 02 05	1751	145	451	3.20	100.0	141	35
117.0	55.0	27 57.5	116 35.5	BD	65 02 05	1451	144	468	3.07	100.0	7	13
117.0	60.0	27 49.0	116 53.3	BD	65 02 05	1206	143	454	3.16	100.0	5	8
117.0	65.0	27 40.0	117 12.2	BD	65 02 05	0921	145	467	3.11	100.0	3	5
117.0	70.0	27 30.0	117 31.0	BD	65 02 05	0601	146	474	3.08	100.0	9	13
117.0	80.0	27 08.5	118 10.5	BD	65 02 05	0101	141	475	2.97	100.0	18	8
117.0	90.0	26 48.5	118 50.0	BD	65 02 04	2006	144	489	2.94	100.0	57	85
118.0	39.0	28 18.5	115 23.7	BD	65 02 06	0226	141	453	3.10	100.0	88	23
119.0	33.0	28 19.0	114 52.9	AX	65 02 07	0343	71	268	2.66	100.0	735	1618
120.0	22.5	28 28.0	114 04.0	BD	65 02 06	1705	12	74	1.63	100.0	5	18

TABLE 1. (cont.)

CalCOFI Cruise 6501

Line	Station	Lat.(N) deg. min.	Long.(W) deg. min.	Ship Code	Tow Date yr. mo. day	Time (PST)	Tow Depth (m)	Vol. Water Strained (cu. m)	Stand-ard Haul Factor	Percent Sorted	Total Larvae	Total Eggs
120.0	23.0	28 26.9	114 06.7	BD	65 02 06	1744	15	122	1.25	100.0	50	231
120.0	24.0	28 25.0	114 10.7	BD	65 02 06	1834	28	105	2.65	100.0	867	379
120.0	25.0	28 22.5	114 15.0	BD	65 02 06	1919	50	137	3.66	100.0	267	320
120.0	30.0	28 13.0	114 34.0	BD	65 02 07	0352	77	266	2.90	100.0	670	1501
120.0	35.0	28 03.0	114 54.0	BD	65 02 07	0633	79	258	3.05	100.0	250	67
120.0	40.0	27 56.5	115 14.0	BD	65 02 07	0909	37	139	2.65	100.0	17	2
120.0	45.0	27 43.1	115 33.2	AX	65 02 07	1026	140	485	2.88	100.0	21	114
120.0	50.0	27 33.8	115 52.4	AX	65 02 07	1411	144	470	3.07	100.0	37	72
120.0	55.0	27 23.0	116 11.4	AX	65 02 07	1636	138	492	2.80	100.0	3	5
120.0	60.0	27 13.1	116 30.9	AX	65 02 07	2031	140	486	2.88	100.0	24	48
120.0	65.0	27 02.8	116 49.8	AX	65 02 07	2311	141	504	2.79	100.0	17	15
120.0	70.0	26 52.7	117 09.5	AX	65 02 08	0256	141	482	2.92	100.0	20	23
120.0	80.0	26 32.4	117 49.0	AX	65 02 08	0841	140	498	2.81	100.0	8	20
120.0	90.0	26 12.8	118 25.8	AX	65 02 08	1441	142	487	2.91	100.0	10	21
120.0	100.0	25 52.1	119 06.5	AX	65 02 08	1946	142	474	2.99	100.0	62	38
120.0	120.0	25 11.6	120 24.3	AX	65 02 09	0526	141	487	2.90	100.0	93	347
123.0	36.0	27 26.2	114 36.0	BD	65 02 07	1504	35	131	2.67	100.0	25	98
123.0	37.0	27 24.0	114 40.0	BD	65 02 07	1543	66	230	2.86	100.0	66	12
123.0	42.0	27 14.0	114 59.2	AX	65 02 16	1856	144	437	3.29	100.0	928	427
123.0	42.0	27 14.0	114 59.2	BD	65 02 07	1841	141	478	2.96	100.0	197	729
123.0	45.0	27 08.0	115 11.5	BD	65 02 07	2021	143	490	2.91	100.0	274	83
123.0	50.0	26 57.8	115 30.5	BD	65 02 07	2321	142	485	2.93	100.0	36	20
123.0	55.0	26 48.0	115 51.8	BD	65 02 08	0141	143	481	2.98	100.0	9	32
123.0	60.0	26 39.0	116 12.8	BD	65 02 08	0441	142	486	2.92	100.0	8	12
123.0	65.0	26 31.0	116 28.8	BD	65 02 08	0646	142	486	2.93	100.0	3	35
123.0	70.0	26 21.2	116 49.5	BD	65 02 08	0946	142	503	2.82	100.0	11	5
123.0	80.0	25 58.5	117 24.0	BD	65 02 08	1421	141	482	2.92	100.0	5	46
123.5	35.6	27 24.2	114 31.8	BD	65 02 07	1420	14	63	2.22	100.0	128	173
127.0	32.6	26 58.3	114 00.6	BD	65 02 09	2140	12	82	1.49	100.0	458	269
127.0	33.0	26 57.5	114 02.2	BD	65 02 09	2059	50	176	2.85	100.0	1796	1264
127.0	34.0	26 55.0	114 06.5	BD	65 02 09	2003	72	274	2.63	100.0	832	2309
127.0	40.0	26 43.5	114 29.0	BD	65 02 09	1656	140	496	2.83	100.0	538	61
127.0	40.0	26 43.9	114 27.6	AX	65 02 16	1241	139	477	2.92	100.0	18	35
127.0	45.0	26 34.0	114 48.5	BD	65 02 09	1426	142	475	3.00	100.0	21	26
127.0	50.0	26 24.8	115 06.3	BD	65 02 09	1131	143	485	2.94	100.0	32	16
127.0	55.0	26 09.3	115 25.5	BD	65 02 09	0916	142	486	2.92	100.0	7	3
127.0	60.0	26 06.8	115 41.5	BD	65 02 09	0611	138	504	2.74	100.0	30	22
127.0	65.0	25 55.8	116 02.0	BD	65 02 09	0326	142	491	2.89	100.0	15	7
127.0	70.0	25 45.0	116 22.3	BD	65 02 09	0011	142	484	2.94	100.0	39	18
127.0	80.0	25 24.0	117 02.5	BD	65 02 08	1921	141	489	2.88	100.0	40	13
130.0	25.5	26 38.2	113 11.5	AX	65 02 12	0230	14	225	0.63	100.0	61	538
130.0	26.0	26 37.2	113 13.2	AX	65 02 12	0200	21	221	0.96	100.0	76	2478
130.0	28.0	26 33.1	113 21.2	AX	65 02 12	0034	32	150	2.14	100.0	232	3193
130.0	30.0	26 29.0	113 29.0	AX	65 02 11	2304	33	138	2.43	100.0	87	852
130.0	35.0	26 18.8	113 48.4	AX	65 02 11	1921	147	442	3.33	100.0	309	974

TABLE 1. (cont.)

CalCOFI Cruise 6501

Line	Station	Lat.(N) deg. min.	Long.(W) deg. min.	Ship Code	Tow Date yr. mo. day	Time (PST)	Tow Depth (m)	Vol. Water Strained (cu. m)	Stand-ard Haul Factor	Percent Sorted	Total Larvae	Total Eggs
130.0	40.0	26 08.8	114 07.2	AX	65 02 11	1656	143	468	3.06	100.0	67	81
130.0	45.0	25 58.8	114 26.7	AX	65 02 11	1241	140	502	2.79	100.0	53	62
130.0	50.0	25 49.9	114 47.4	AX	65 02 11	1006	139	484	2.88	100.0	382	170
130.0	55.0	25 40.9	115 01.0	AX	65 02 11	0611	142	497	2.87	100.0	35	23
130.0	60.0	25 30.0	115 21.0	AX	65 02 11	0336	141	504	2.79	100.0	57	18
130.0	70.0	25 09.6	116 01.2	AX	65 02 10	2151	141	493	2.87	100.0	41	299
130.0	80.0	24 49.2	116 39.2	AX	65 02 10	1636	139	500	2.78	100.0	50	41
130.0	90.0	24 28.5	117 17.7	AX	65 02 10	1016	138	518	2.67	100.0	18	25
130.0	100.0	24 06.4	117 54.5	AX	65 02 10	0506	140	506	2.77	100.0	78	246
130.0	120.0	23 28.4	119 09.0	AX	65 02 09	1911	139	504	2.76	100.0	256	93
133.0	19.5	26 13.6	112 25.8	BD	65 02 10	0659	14	81	1.70	100.0	25	49
133.0	21.0	26 12.6	112 32.3	BD	65 02 10	0754	38	189	2.00	100.0	169	5641
133.0	23.0	26 08.5	112 40.2	BD	65 02 10	0853	77	290	2.65	100.0	2199	2234
133.0	25.0	26 04.5	112 48.0	BD	65 02 10	1023	78	288	2.70	100.0	2022	197
133.0	30.0	25 54.5	113 07.5	BD	65 02 10	1846	141	509	2.77	100.0	822	83
133.0	35.0	25 44.5	113 26.5	BD	65 02 10	2136	142	493	2.88	100.0	400	133
133.0	40.0	25 34.8	113 44.7	BD	65 02 10	2351	142	476	2.98	100.0	357	117
133.0	45.0	25 24.8	114 03.2	BD	65 02 11	0251	142	485	2.93	100.0	2472	216
133.0	50.0	25 14.3	114 21.2	BD	65 02 11	0506	141	500	2.83	100.0	364	45
133.0	55.0	25 04.5	114 40.0	BD	65 02 11	0801	140	512	2.74	100.0	34	9
133.0	60.0	24 54.2	115 01.0	BD	65 02 11	1021	141	491	2.88	100.0	16	3
133.0	65.0	24 44.2	115 20.8	BD	65 02 11	1341	143	497	2.87	100.0	8	28
133.0	70.0	24 34.8	115 39.2	BD	65 02 11	1601	141	496	2.84	100.0	6	40
133.0	80.0	24 14.5	116 17.0	BD	65 02 11	2041	142	492	2.89	100.0	23	6
137.0	20.0	25 40.1	112 07.2	AX	65 02 12	1059	7	268	0.26	100.0	44	235
137.0	21.0	25 38.1	112 11.1	AX	65 02 12	1140	14	219	0.63	100.0	172	313
137.0	22.0	25 36.1	112 14.8	AX	65 02 12	1239	27	208	1.30	100.0	1470	20318
137.0	23.0	25 34.0	112 18.8	AX	65 02 12	1344	40	216	1.85	100.0	86	4370
137.0	30.0	25 19.8	112 45.7	AX	65 02 12	1741	139	453	3.08	100.0	159	9
137.0	35.0	25 10.0	113 04.5	AX	65 02 12	2026	140	449	3.11	100.0	929	202
137.0	40.0	25 00.0	113 21.9	AX	65 02 12	2336	139	451	3.08	100.0	179	21
137.0	45.0	24 49.6	113 40.9	AX	65 02 13	0226	137	474	2.90	100.0	57	14
137.0	50.0	24 38.8	114 00.5	AX	65 02 13	0636	143	432	3.31	100.0	16	51
137.0	55.0	24 29.7	114 19.8	AX	65 02 13	0856	144	467	3.08	100.0	2	21
137.0	70.0	24 02.2	115 24.5	AX	65 02 13	1746	141	471	3.00	100.0	13	113
137.0	80.0	23 40.1	115 55.0	AX	65 02 13	2321	141	478	2.95	100.0	43	37
140.0	28.8	24 48.0	112 19.2	AX	65 02 15	0424	14	208	0.68	100.0	387	418
140.0	29.0	24 47.4	112 20.3	AX	65 02 15	0354	32	136	2.34	100.0	334	435
140.0	30.0	24 45.3	112 24.0	AX	65 02 15	0243	68	252	2.71	100.0	692	28
140.0	35.0	24 34.0	112 41.9	AX	65 02 14	2341	141	465	3.03	100.0	286	319
140.0	40.0	24 27.0	112 56.5	AX	65 02 14	2121	139	473	2.95	100.0	299	368
140.0	45.0	24 17.4	113 22.9	AX	65 02 14	1701	141	460	3.06	100.0	31	31
140.0	50.0	24 05.2	113 40.7	AX	65 02 14	1401	141	475	2.96	100.0	24	27

TABLE 1. (cont.)

CalCOFI Cruise 6504

Line	Station	Lat.(N) deg. min.	Long.(W) deg. min.	Ship Code	Tow Date yr. mo. day	Time (PST)	Tow Depth (m)	Vol. Water Strained (cu. m)	Stand-ard Haul Factor	Percent Sorted	Total Larvae	Total Eggs
63.0	49.7	37 24.0	122 26.4	AX	65 04 15	0550	14	161	0.88	100.0	16	214
63.0	50.0	37 23.5	122 27.8	AX	65 04 15	0524	19	238	0.80	100.0	20	142
63.0	51.0	37 21.4	122 32.0	AX	65 04 15	0409	32	146	2.18	100.0	7	30
63.0	52.0	37 18.9	122 36.0	AX	65 04 15	0253	55	267	2.05	100.0	42	149
63.0	55.0	37 13.2	122 49.0	AX	65 04 15	0036	114	609	1.86	100.0	270	87
63.0	60.0	37 02.7	123 11.2	AX	65 04 14	2018	134	530	2.52	100.0	44	58
63.0	65.0	36 53.0	123 33.3	AX	65 04 14	1716	144	497	2.91	100.0	15	19
63.0	70.0	36 42.7	123 55.0	AX	65 04 14	1446	127	559	2.27	100.0	19	18
63.0	80.0	36 23.0	124 39.3	AX	65 04 14	0956	146	500	2.93	100.0	43	14
67.0	47.3	36 54.4	121 52.8	AX	65 04 13	0954	11	277	0.38	100.0	23	1641
67.0	48.0	36 52.8	121 56.0	AX	65 04 13	1054	32	241	1.32	100.0	88	358
67.0	49.0	36 50.8	122 00.4	AX	65 04 13	1148	72	254	2.83	100.0	42	51
67.0	50.0	36 49.3	122 04.8	AX	65 04 13	1333	84	313	2.70	100.0	62	37
67.0	55.0	36 39.1	122 26.0	AX	65 04 13	1601	141	521	2.70	100.0	23	51
67.0	60.0	36 27.8	122 47.3	AX	65 04 13	1906	136	492	2.75	100.0	179	24
67.0	65.0	36 19.0	123 09.0	AX	65 04 13	2131	141	486	2.91	100.0	120	48
67.0	70.0	36 06.0	123 30.0	AX	65 04 14	0026	139	489	2.84	100.0	121	33
67.0	80.0	35 48.5	124 12.0	AX	65 04 14	0451	138	521	2.65	100.0	64	13
70.0	50.0	36 11.3	121 43.9	AX	65 04 13	0156	116	520	2.23	100.0	54	3
70.0	51.0	36 10.4	121 45.9	AX	65 04 13	0031	141	513	2.76	100.0	134	51
70.0	52.0	36 08.5	121 50.0	AX	65 04 12	2331	134	520	2.58	100.0	201	157
70.0	53.0	36 06.5	121 54.0	AX	65 04 12	2216	136	506	2.70	100.0	109	71
70.0	60.0	35 54.6	122 24.0	AX	65 04 12	1901	136	477	2.86	100.0	89	30
70.0	65.0	35 42.9	122 45.4	AX	65 04 12	1546	138	513	2.69	100.0	68	29
70.0	70.0	35 35.8	123 08.7	AX	65 04 12	1306	142	488	2.90	100.0	29	12
70.0	80.0	35 13.5	123 47.5	AX	65 04 12	0646	123	449	2.74	100.0	10	10
73.0	49.4	35 37.8	121 15.2	AX	65 04 11	0440	14	205	0.69	100.0	147	51
73.0	50.0	35 37.8	121 15.2	AX	65 04 11	0538	70	255	2.77	100.0	57	13
73.0	51.0	35 35.2	121 21.1	AX	65 04 11	0626	140	501	2.79	100.0	119	24
73.0	53.0	35 31.7	121 28.6	AX	65 04 11	0821	148	493	3.01	100.0	102	21
73.0	60.0	35 18.0	121 57.5	AX	65 04 11	1126	139	491	2.82	100.0	143	429
73.0	65.0	35 08.0	122 19.3	AX	65 04 11	1441	143	498	2.88	100.0	11	8
73.0	70.0	34 58.2	122 40.5	AX	65 04 11	1721	141	508	2.77	100.0	10	9
73.0	80.0	34 38.8	123 22.5	AX	65 04 11	2226	136	524	2.59	100.0	24	9
77.0	47.6	35 09.0	120 42.1	AX	65 04 10	1930	14	224	0.63	100.0	661	231
77.0	48.0	35 08.2	120 43.4	AX	65 04 10	1820	14	226	0.62	100.0	260	184
77.0	49.0	35 06.3	120 47.8	AX	65 04 10	1728	14	206	0.67	100.0	252	20
77.0	51.0	35 01.9	120 55.7	AX	65 04 10	1543	72	238	3.01	100.0	449	62
77.0	55.0	34 53.9	121 12.4	AX	65 04 10	1346	142	392	3.62	100.0	54	211
77.0	57.0	34 50.3	121 21.0	AX	65 04 10	1136	116	473	2.45	100.0	130	247
77.0	60.0	34 44.2	121 33.6	AX	65 04 10	0941	138	442	3.13	100.0	237	573
77.0	65.0	34 34.2	121 54.6	AX	65 04 10	0530	140	551	2.55	100.0	374	133
77.0	70.0	34 24.2	122 16.3	AX	65 04 10	0131	120	520	2.30	100.0	26	175
77.0	80.0	34 03.5	122 57.2	AX	65 04 09	2026	132	446	2.83	100.0	24	19
80.0	50.2	34 27.8	120 29.3	AX	65 04 08	1734	14	188	0.75	100.0	1743	145

TABLE 1. (cont.)

CalCOFI Cruise 6504

Line	Station	Lat.(N) deg. min.	Long.(W) deg. min.	Ship Code	Tow Date yr. mo. day	Time (PST)	Tow Depth (m)	Vol. Water Strained (cu. m)	Standard Haul Factor	Percent Sorted	Total Larvae	Total Eggs
80.0	51.0	34 26.3	120 32.5	AX	65 04 08	1823	71	202	3.51	100.0	898	369
80.0	52.0	34 24.3	120 36.5	AX	65 04 08	1951	138	413	3.33	100.0	2895	439
80.0	55.0	34 18.7	120 48.4	AX	65 04 08	2141	139	435	3.20	100.0	717	504
80.0	60.0	34 09.2	121 05.9	AX	65 04 09	0051	143	421	3.39	100.0	1041	4865
80.0	65.0	33 59.4	121 30.2	AX	65 04 09	0356	142	420	3.37	100.0	136	180
80.0	70.0	33 48.0	121 50.2	AX	65 04 09	0711	144	425	3.40	100.0	188	161
80.0	80.0	33 27.4	122 32.0	AX	65 04 09	1221	145	450	3.22	100.0	90	180
82.0	47.0	34 15.1	119 58.6	AX	65 04 08	1321	139	447	3.10	100.0	695	1249
83.0	40.0	34 13.7	119 21.8	AX	65 04 07	2110	14	184	0.77	100.0	170	1528
83.0	43.0	34 07.7	119 34.3	AX	65 04 07	1911	132	470	2.80	100.0	940	826
83.0	51.0	33 52.0	120 07.6	AX	65 04 07	1508	66	255	2.59	100.0	695	3980
83.0	55.0	33 43.8	120 24.3	AX	65 04 07	1216	147	465	3.16	100.0	722	292
83.0	60.0	33 33.8	120 45.0	AX	65 04 07	0941	138	460	3.00	100.0	35	64
83.0	65.0	33 24.2	121 05.5	AX	65 04 07	0611	137	470	2.91	100.0	16	39
83.0	70.0	33 15.1	121 25.3	AX	65 04 07	0346	142	452	3.15	100.0	50	27
83.0	80.0	32 55.7	122 07.0	AX	65 04 06	2256	136	474	2.87	100.0	143	101
87.0	32.5	33 55.5	118 27.4	AX	65 04 05	0104	14	193	0.73	100.0	478	1878
87.0	33.0	33 54.1	118 29.4	AX	65 04 05	0159	32	123	2.63	100.0	564	1953
87.0	34.0	33 52.3	118 33.4	AX	65 04 05	0244	32	130	2.45	100.0	783	646
87.0	35.0	33 50.1	118 37.6	AX	65 04 05	0356	147	430	3.41	100.0	400	287
87.0	40.0	33 40.0	118 58.0	AX	65 04 05	0621	147	354	4.14	100.0	360	329
87.0	45.0	33 29.8	119 18.8	AX	65 04 05	0930	131	383	3.42	100.0	177	723
87.0	50.0	33 20.0	119 39.4	AX	65 04 05	1208	64	272	2.31	100.0	420	450
87.0	55.0	33 09.9	120 00.0	AX	65 04 05	1510	135	481	2.80	100.0	19	528
87.0	60.0	32 59.0	120 20.0	AX	65 04 05	1846	128	535	2.39	100.0	66	187
87.0	65.0	32 48.0	120 43.0	AX	65 04 05	2156	130	486	2.68	100.0	31	46
87.0	70.0	32 38.1	121 03.8	AX	65 04 06	0026	141	441	3.21	100.0	188	947
87.0	80.0	32 19.5	121 43.5	AX	65 04 06	0506	138	458	3.01	100.0	52	251
87.0	90.0	32 00.0	122 24.0	AX	65 04 06	0900	136	480	2.82	100.0	21	46
87.0	100.0	31 40.0	123 04.0	AX	65 04 06	1351	139	445	3.12	100.0	86	107
90.0	27.5	33 29.5	117 44.7	AX	65 04 04	2014	14	218	0.65	100.0	3373	771
90.0	28.0	33 28.5	117 47.0	AX	65 04 04	1901	143	466	3.06	100.0	898	693
90.0	32.0	33 21.5	118 01.4	AX	65 04 04	1636	144	471	3.05	100.0	200	786
90.0	37.0	33 11.0	118 22.5	AX	65 04 04	1256	143	464	3.09	100.0	418	610
90.0	45.0	32 54.5	118 55.5	AX	65 04 04	0856	143	456	3.13	100.0	1221	642
90.0	53.0	32 39.0	119 28.7	AX	65 04 04	0426	146	439	3.32	100.0	228	689
90.0	60.0	32 25.7	119 55.5	AX	65 04 04	0056	146	438	3.34	100.0	118	1307
90.0	65.0	32 16.0	120 17.0	AX	65 04 03	2101	141	479	2.94	100.0	56	416
90.0	70.0	32 05.0	120 38.8	AX	65 04 03	1836	147	472	3.11	100.0	60	442
90.0	80.0	31 46.9	121 15.5	AX	65 04 03	1301	146	452	3.22	100.0	59	459
90.0	90.0	31 26.0	121 59.0	AX	65 04 03	0711	144	450	3.20	100.0	50	321
90.0	100.0	31 05.8	122 37.0	AX	65 04 03	0151	143	458	3.12	100.0	34	241
93.0	27.0	32 56.0	117 18.8	AX	65 03 31	1258	74	187	3.96	100.0	566	867
93.0	28.0	32 54.8	117 22.2	AX	65 03 31	1515	145	437	3.32	100.0	343	394
93.0	30.0	32 50.3	117 31.0	AX	65 03 31	1750	137	478	2.87	100.0	347	654

TABLE 1. (cont.)

CalCOFI Cruise 6504

Line	Station	Lat.(N) deg. min.	Long.(W) deg. min.	Ship Code	Tow Date yr. mo. day	Time (PST)	Tow Depth (m)	Vol. Water Strained (cu. m)	Stand-ard Haul Factor	Percent Sorted	Total Larvae	Total Eggs
93.0	35.0	32 41.0	117 52.3	AX	65 03 31	2156	145	500	2.91	100.0	250	407
93.0	40.0	32 30.4	118 11.3	AX	65 04 01	0156	148	449	3.29	100.0	266	346
93.0	45.0	32 21.5	118 33.0	AX	65 04 01	0550	148	463	3.19	100.0	62	297
93.0	50.0	32 09.5	118 53.0	AX	65 04 01	1120	135	392	3.45	100.0	135	121
93.0	55.0	32 00.0	119 13.0	AX	65 04 01	1606	146	352	4.16	100.0	253	544
93.0	60.0	31 48.3	119 33.0	AX	65 04 01	1946	153	454	3.38	100.0	714	274
93.0	65.0	31 40.0	119 54.0	AX	65 04 01	2301	139	467	2.98	100.0	739	477
93.0	70.0	31 30.0	120 14.2	AX	65 04 02	0206	146	439	3.33	100.0	2094	2602
93.0	80.0	31 10.2	120 55.0	AX	65 04 02	0811	146	461	3.17	100.0	258	470
93.0	90.0	30 48.2	121 36.2	AX	65 04 02	1441	148	441	3.36	100.0	110	116
93.0	100.0	30 31.1	122 13.0	AX	65 04 02	1956	138	487	2.83	100.0	113	115
96.8	28.7	32 19.4	117 03.8	BD	65 03 30	1820	5	140	0.37	100.0	45	590
97.0	29.0	32 17.5	117 04.7	BD	65 03 30	1928	49	202	2.42	100.0	157	3060
97.0	30.0	32 16.0	117 07.0	BD	65 03 30	1953	60	236	2.53	100.0	250	2641
97.0	32.0	32 12.0	117 15.2	BD	65 03 30	2110	140	450	3.10	100.0	997	8885
97.0	35.0	32 04.8	117 28.0	BD	65 03 30	2330	142	452	3.15	100.0	452	336
97.0	40.0	31 55.0	117 50.0	BD	65 03 31	0215	143	448	3.19	100.0	99	109
97.0	45.0	31 46.0	118 10.0	BD	65 03 31	0525	143	415	3.45	100.0	262	179
97.0	50.0	31 36.0	118 30.5	BD	65 03 31	0906	145	450	3.22	100.0	180	198
97.0	65.0	31 05.0	119 31.0	BD	65 03 31	1906	145	420	3.45	100.0	439	600
97.0	75.0	30 42.5	120 08.5	BD	65 04 01	0135	128	410	3.11	100.0	891	2711
97.0	85.0	30 20.0	120 46.5	BD	65 04 01	0846	139	389	3.58	100.0	208	246
97.0	95.0	30 06.5	121 32.5	BD	65 04 01	1526	139	382	3.63	100.0	31	282
97.0	100.0	29 58.0	121 56.5	BD	65 04 01	1826	140	400	3.50	100.0	17	124
100.0	29.0	31 42.2	116 43.4	BD	65 04 03	1242	117	403	2.91	100.0	149	216
100.0	30.0	31 40.8	116 47.2	BD	65 04 03	1146	138	432	3.21	100.0	237	148
100.0	35.0	31 30.5	117 07.0	BD	65 04 03	0841	139	442	3.15	100.0	50	154
100.0	40.0	31 19.0	117 24.3	BD	65 04 03	0616	141	437	3.22	100.0	33	33
100.0	45.0	31 10.0	117 46.5	BD	65 04 03	0306	116	512	2.27	100.0	78	130
100.0	50.0	31 00.5	118 08.5	BD	65 04 03	0036	137	455	3.01	100.0	246	43
100.0	55.0	30 52.5	118 28.0	BD	65 04 02	2121	140	462	3.02	100.0	179	98
100.0	60.0	30 44.0	118 47.0	BD	65 04 02	1906	142	424	3.35	100.0	100	116
100.0	65.0	30 32.5	119 07.0	BD	65 04 02	1556	139	436	3.19	100.0	448	433
100.0	70.0	30 20.0	119 26.5	BD	65 04 02	1341	142	426	3.34	100.0	721	372
100.0	75.0	30 07.8	119 46.0	BD	65 04 02	1016	142	422	3.37	100.0	240	336
100.0	80.0	29 59.5	120 04.5	BD	65 04 02	0741	142	426	3.34	100.0	53	181
100.0	85.0	29 50.0	120 26.7	BD	65 04 02	0431	144	416	3.45	100.0	259	633
100.0	90.0	29 41.0	120 47.0	BD	65 04 02	0143	141	427	3.31	100.0	196	141
103.0	28.5	31 07.8	116 19.2	BD	65 04 03	1806	14	76	1.81	100.0	55	513
103.0	29.0	31 07.0	116 21.0	BD	65 04 03	1834	16	102	1.59	100.0	113	157
103.0	30.0	31 06.0	116 24.5	BD	65 04 03	1933	62	204	3.06	100.0	327	129
103.0	35.0	30 56.0	116 45.0	BD	65 04 03	2156	140	450	3.11	100.0	161	242
103.0	40.0	30 46.0	117 04.5	BD	65 04 04	0110	140	457	3.06	100.0	80	73
103.0	45.0	30 36.0	117 24.0	BD	65 04 04	0336	139	459	3.03	100.0	63	556
103.0	50.0	30 25.0	117 43.5	BD	65 04 04	0645	140	426	3.29	100.0	51	96

TABLE 1. (cont.)

CalCOFI Cruise 6504

Line	Station	Lat.(N) deg. min.	Long.(W) deg. min.	Ship Code	Tow Date yr. mo. day	Time (PST)	Tow Depth (m)	Vol. Water Strained (cu. m)	Stand-ard Haul Factor	Percent Sorted	Total Larvae	Total Eggs
103.0	55.0	30 15.2	118 03.5	BD	65 04 04	0911	143	428	3.33	100.0	23	23
103.0	60.0	30 07.0	118 21.0	BD	65 04 04	1221	142	424	3.35	100.0	10	245
103.0	65.0	29 58.0	118 40.0	BD	65 04 04	1506	142	449	3.15	100.0	38	113
103.0	70.0	29 49.2	119 05.5	BD	65 04 04	1844	143	459	3.11	100.0	114	128
103.0	75.0	29 39.0	119 25.4	BD	65 04 04	2126	141	442	3.19	100.0	121	438
103.0	80.0	29 27.5	119 44.0	BD	65 04 05	0036	139	469	2.97	100.0	107	328
103.0	85.0	29 17.2	120 05.0	BD	65 04 05	0306	141	484	2.90	100.0	161	210
103.0	90.0	29 07.5	120 25.8	BD	65 04 05	0606	143	455	3.15	100.0	86	184
107.0	30.0	30 30.0	116 03.3	BD	65 04 06	2325	14	92	1.53	100.0	99	442
107.0	31.0	30 27.8	116 07.0	BD	65 04 06	2234	43	153	2.83	100.0	139	93
107.0	32.0	30 25.8	116 11.0	BD	65 04 06	2136	142	465	3.06	100.0	489	426
107.0	35.0	30 21.0	116 22.0	BD	65 04 06	1921	143	454	3.15	100.0	143	186
107.0	40.0	30 11.0	116 39.5	BD	65 04 06	1706	141	469	3.00	100.0	29	140
107.0	45.0	30 00.5	117 00.5	BD	65 04 06	1356	142	477	2.97	100.0	35	663
107.0	50.0	29 51.0	117 22.5	BD	65 04 06	1119	141	468	3.01	100.0	20	109
107.0	55.0	29 41.0	117 43.5	BD	65 04 06	0756	144	453	3.18	100.0	18	152
107.0	60.0	29 31.5	118 01.5	BD	65 04 06	0526	146	451	3.24	100.0	24	152
107.0	65.0	29 21.0	118 21.0	BD	65 04 06	0206	145	464	3.12	100.0	11	118
107.0	70.0	29 11.3	118 41.0	BD	65 04 05	2316	144	466	3.06	100.0	33	160
107.0	75.0	29 01.5	119 00.5	BD	65 04 05	2026	144	468	3.08	100.0	27	175
107.0	80.0	28 52.0	119 19.5	BD	65 04 05	1706	140	472	2.97	100.0	21	126
107.0	85.0	28 42.0	119 39.5	BD	65 04 05	1416	136	466	2.91	100.0	36	937
107.0	90.0	28 31.5	119 59.7	BD	65 04 05	1056	141	462	3.06	100.0	145	401
110.0	32.0	29 52.0	115 47.8	BD	65 04 10	0544	21	87	2.41	100.0	65	20
110.0	35.0	29 46.0	116 00.0	BD	65 04 10	0746	140	454	3.08	100.0	2	10
110.0	40.0	29 38.2	116 19.5	BD	65 04 10	1021	138	486	2.85	100.0	18	37
110.0	45.0	29 27.0	116 38.0	BD	65 04 10	1341	138	434	3.19	100.0	4	18
110.0	50.0	29 16.7	116 58.2	BD	65 04 10	1601	137	494	2.78	100.0	7	56
110.0	55.0	29 06.5	117 19.5	BD	65 04 10	1924	140	474	2.95	100.0	17	8
110.0	60.0	28 57.5	117 41.3	BD	65 04 10	2151	142	467	3.05	100.0	49	10
110.0	65.0	28 46.0	117 58.0	BD	65 04 11	0041	140	478	2.93	100.0	24	46
110.0	70.0	28 36.5	118 18.0	BD	65 04 11	0306	141	435	3.24	100.0	17	229
110.0	75.0	28 26.0	118 36.5	BD	65 04 11	0621	142	446	3.20	100.0	30	282
110.0	80.0	28 17.0	118 56.5	BD	65 04 11	0846	141	462	3.05	100.0	7	32
110.0	85.0	28 06.5	119 16.0	BD	65 04 11	1150	141	460	3.07	100.0	22	118
110.0	90.0	27 56.5	119 35.0	BD	65 04 11	1411	141	457	3.09	100.0	26	212
113.0	28.5	29 25.0	115 11.3	BD	65 04 13	0700	14	63	2.24	100.0	10	46
113.0	29.0	29 24.2	115 13.2	BD	65 04 13	0614	14	116	1.22	100.0	42	47
113.0	30.0	29 22.0	115 18.0	BD	65 04 13	0518	57	205	2.78	100.0	22	127
113.0	35.0	29 11.5	115 38.0	BD	65 04 13	0211	148	426	3.49	100.0	18	3
113.0	40.0	29 02.0	115 57.0	BD	65 04 12	2333	145	448	3.23	100.0	28	7
113.0	45.0	28 52.0	116 18.0	BD	65 04 12	2021	143	458	3.11	100.0	77	13
113.0	50.0	28 42.0	116 40.0	BD	65 04 12	1721	142	462	3.08	100.0	53	42
113.0	55.0	28 31.7	116 57.2	BD	65 04 12	1426	144	404	3.57	100.0	20	72
113.0	60.0	28 22.0	117 16.5	BD	65 04 12	1206	143	443	3.23	100.0	4	155

TABLE 1. (cont.)

CalCOFI Cruise 6504

Line	Station	Lat.(N) deg. min.	Long.(W) deg. min.	Ship Code	Tow Date yr. mo. day	Time (PST)	Tow Depth (m)	Vol. Water Strained (cu. m)	Stand-ard Haul Factor	Percent Sorted	Total Larvae	Total Eggs
113.0	65.0	28 12.0	117 33.0	BD	65 04 12	0906	143	434	3.29	100.0	38	707
113.0	70.0	28 03.7	117 53.0	BD	65 04 12	0650	141	457	3.08	100.0	105	211
113.0	75.0	27 55.7	118 09.5	BD	65 04 12	0351	144	436	3.30	100.0	37	122
113.0	80.0	27 46.8	118 30.0	BD	65 04 12	0106	141	457	3.09	100.0	79	202
113.0	85.0	27 35.0	118 50.5	BD	65 04 11	2146	139	467	2.99	100.0	49	309
113.0	90.0	27 23.0	119 11.0	BD	65 04 11	1856	147	434	3.39	100.0	18	102
117.0	24.8	28 58.5	114 36.3	BD	65 04 13	1130	10	93	1.11	100.0	29	254
117.0	25.0	28 58.0	114 37.0	BD	65 04 13	1209	50	179	2.79	100.0	149	2828
117.0	26.0	28 56.0	114 41.5	BD	65 04 13	1258	72	240	3.01	100.0	174	896
117.0	30.0	28 48.0	114 56.5	BD	65 04 13	1542	97	297	3.26	100.0	45	3195
117.0	35.0	28 38.0	115 16.0	BD	65 04 13	1751	142	438	3.25	100.0	252	136
117.0	40.0	28 28.0	115 35.5	BD	65 04 13	2301	141	460	3.06	100.0	91	103
117.0	45.0	28 18.0	115 56.0	BD	65 04 14	0155	141	483	2.91	100.0	45	5
117.0	50.0	28 08.0	116 15.0	BD	65 04 14	0411	139	478	2.91	100.0	129	44
117.0	55.0	27 58.0	116 39.2	BD	65 04 14	0716	140	482	2.91	100.0	23	1
117.0	60.0	27 48.5	116 56.3	BD	65 04 14	0916	139	475	2.93	100.0	31	10
117.0	65.0	27 37.2	117 11.0	BD	65 04 14	1201	138	490	2.83	100.0	37	55
117.0	70.0	27 28.0	117 32.5	BD	65 04 14	1441	138	493	2.80	100.0	11	309
117.0	75.0	27 19.0	117 53.8	BD	65 04 14	1750	141	464	3.04	100.0	23	27
117.0	80.0	27 10.5	118 12.0	BD	65 04 14	2015	140	459	3.06	100.0	139	47
117.0	85.0	26 59.0	118 33.0	BD	65 04 14	2231	141	485	2.91	100.0	97	65
117.0	90.0	26 48.0	118 53.0	BD	65 04 15	0101	139	493	2.82	100.0	122	71
118.0	39.0	28 18.5	115 23.7	BD	65 04 13	2106	141	456	3.09	100.0	850	818
119.0	33.0	28 19.0	114 53.0	BD	65 04 16	1317	113	390	2.90	100.0	35	1896
120.0	22.5	28 28.0	114 04.0	BD	65 04 16	1835	14	68	2.01	100.0	24	573
120.0	23.0	28 26.9	114 06.7	BD	65 04 16	1904	22	79	2.82	100.0	27	120
120.0	24.0	28 25.0	114 10.7	BD	65 04 16	1949	26	124	2.08	100.0	241	321
120.0	25.0	28 22.5	114 15.0	BD	65 04 16	2038	53	202	2.65	100.0	162	253
120.0	30.0	28 13.0	114 34.0	BD	65 04 16	2306	84	294	2.85	100.0	565	1057
120.0	35.0	28 03.0	114 54.0	BD	65 04 16	1046	77	275	2.79	100.0	347	1177
120.0	40.0	27 56.5	115 14.0	BD	65 04 16	0759	30	160	1.90	100.0	229	136
120.0	45.0	27 43.0	115 33.0	BD	65 04 16	0452	139	450	3.09	100.0	30	40
120.0	50.0	27 32.0	115 50.0	BD	65 04 16	0146	141	476	2.97	100.0	64	96
120.0	55.0	27 22.2	116 09.5	BD	65 04 15	2301	141	472	2.98	100.0	38	58
120.0	60.0	27 15.0	116 30.0	BD	65 04 15	1936	139	477	2.91	100.0	80	41
120.0	65.0	27 04.0	116 52.0	BD	65 04 15	1636	141	460	3.06	100.0	56	205
120.0	70.0	26 53.0	117 10.0	BD	65 04 15	1311	144	436	3.30	100.0	68	55
120.0	75.0	26 46.2	117 28.5	BD	65 04 15	1052	140	452	3.09	100.0	14	26
120.0	80.0	26 32.2	117 49.5	BD	65 04 15	0726	148	433	3.43	100.0	27	26
123.0	36.0	27 26.2	114 36.0	BD	65 04 17	0814	39	163	2.41	100.0	64	26
123.0	37.0	27 24.0	114 40.0	BD	65 04 17	0853	62	254	2.46	100.0	21	57
123.0	42.0	27 13.4	114 59.2	BD	65 04 17	1140	139	484	2.86	100.0	791	490
123.0	45.0	27 09.0	115 08.2	BD	65 04 17	1256	138	474	2.91	100.0	1696	862
123.0	50.0	26 58.0	115 30.5	BD	65 04 17	1556	140	452	3.09	100.0	28	230
123.0	55.0	26 48.5	115 49.5	BD	65 04 17	1851	143	431	3.33	100.0	19	78

TABLE 1. (cont.)

CalCOFI Cruise 6504

Line	Station	Lat.(N) deg. min.	Long.(W) deg. min.	Ship Code	Tow Date yr. mo. day	Time (PST)	Tow Depth (m)	Vol. Water Strained (cu. m)	Stand-ard Haul Factor	Percent Sorted	Total Larvae	Total Eggs
123.0	65.0	26 29.0	116 27.5	BD	65 04 18	0001	141	452	3.12	100.0	39	351
123.0	70.0	26 18.2	116 46.5	BD	65 04 18	0216	142	460	3.08	100.0	81	373
123.0	75.0	26 08.5	117 04.3	BD	65 04 18	0506	141	452	3.12	100.0	39	324
123.0	80.0	25 58.7	117 22.8	BD	65 04 18	0731	142	461	3.08	100.0	75	552
123.5	35.6	27 24.2	114 31.8	BD	65 04 17	0715	10	86	1.22	100.0	125	69
127.0	32.6	26 58.3	114 00.6	BD	65 04 19	1130	12	75	1.66	100.0	44	38
127.0	33.0	26 57.5	114 02.2	BD	65 04 19	1053	56	210	2.69	100.0	86	22
127.0	34.0	26 55.0	114 06.5	BD	65 04 19	0943	67	276	2.44	100.0	57	514
127.0	40.0	26 44.5	114 26.5	BD	65 04 19	0656	140	472	2.97	100.0	525	183
127.0	45.0	26 34.0	114 47.0	BD	65 04 19	0356	141	454	3.11	100.0	136	241
127.0	50.0	26 23.5	115 08.0	BD	65 04 19	0118	141	464	3.03	100.0	92	53
127.0	55.0	26 13.5	115 27.0	BD	65 04 18	2206	141	476	2.97	100.0	130	57
127.0	60.0	26 06.0	115 47.5	BD	65 04 18	1931	142	462	3.08	100.0	35	147
127.0	65.0	25 55.0	116 06.0	BD	65 04 18	1616	142	481	2.94	100.0	42	140
127.0	70.0	25 45.3	116 21.5	BD	65 04 18	1401	141	488	2.88	100.0	45	57
130.0	25.5	26 38.0	113 11.1	BD	65 04 19	2227	15	80	1.82	100.0	11	48
130.0	26.0	26 37.0	113 13.1	BD	65 04 19	2250	30	123	2.41	100.0	45	120
130.0	28.0	26 33.0	113 21.0	BD	65 04 20	0014	47	175	2.71	100.0	146	485
130.0	30.0	26 29.0	113 29.0	BD	65 04 20	0118	71	247	2.86	100.0	6	125
130.0	35.0	26 19.0	113 48.0	BD	65 04 20	0406	142	454	3.12	100.0	550	152
130.0	40.0	26 09.8	114 08.4	BD	65 04 20	0626	142	451	3.15	100.0	1857	145
130.0	45.0	25 58.5	114 24.8	BD	65 04 20	0936	141	464	3.04	100.0	59	60
130.0	50.0	25 48.5	114 46.5	BD	65 04 20	1156	140	475	2.95	100.0	59	469
130.0	55.0	25 39.0	115 04.5	BD	65 04 20	1501	141	482	2.93	100.0	58	82
130.0	60.0	25 29.0	115 23.5	BD	65 04 20	1721	142	461	3.09	100.0	24	189
130.0	65.0	25 19.7	115 43.0	BD	65 04 20	2006	142	460	3.08	100.0	13	317
130.0	70.0	25 11.0	115 59.2	BD	65 04 20	2216	142	460	3.08	100.0	39	403
133.0	19.5	26 13.6	112 25.8	BD	65 04 22	0905	14	77	1.76	100.0	17	132
133.0	21.0	26 12.6	112 32.3	BD	65 04 22	0754	38	172	2.18	100.0	90	283
133.0	23.0	26 08.5	112 40.2	BD	65 04 22	0648	62	236	2.63	100.0	509	232
133.0	25.0	26 02.5	112 46.8	BD	65 04 22	0501	130	429	3.04	100.0	224	35
133.0	30.0	25 51.5	113 06.8	BD	65 04 22	0212	121	389	3.10	100.0	152	308
133.0	35.0	25 42.6	113 26.7	BD	65 04 21	2306	139	452	3.09	100.0	104	227
133.0	40.0	25 34.5	113 45.5	BD	65 04 21	2041	141	459	3.08	100.0	85	1235
133.0	45.0	25 25.0	114 06.5	BD	65 04 21	1726	142	472	3.02	100.0	46	68
133.0	50.0	25 14.5	114 23.0	BD	65 04 21	1451	141	476	2.96	100.0	35	355
133.0	55.0	25 03.8	114 42.8	BD	65 04 21	1141	141	476	2.96	100.0	35	266
133.0	60.0	24 55.0	115 01.0	BD	65 04 21	0906	141	467	3.02	100.0	31	86
133.0	65.0	24 46.0	115 20.5	BD	65 04 21	0606	141	458	3.09	100.0	131	139
133.0	70.0	24 35.0	115 38.5	BD	65 04 21	0323	141	473	2.97	100.0	95	99
137.0	20.0	25 40.1	112 07.2	BD	65 04 22	1310	13	76	1.66	100.0	327	148
137.0	21.0	25 38.1	112 11.0	BD	65 04 22	1349	20	91	2.18	100.0	113	149
137.0	22.0	25 36.1	112 14.8	BD	65 04 22	1429	45	198	2.27	100.0	576	681
137.0	23.0	25 34.0	112 19.0	BD	65 04 22	1533	63	238	2.64	100.0	493	556
137.0	30.0	25 20.0	112 46.0	BD	65 04 22	1841	142	456	3.11	100.0	132	14

TABLE 1. (cont.)

CalCOFI Cruise 6504

Line	Station	Lat.(N) deg. min.	Long.(W) deg. min.	Ship Code	Tow Date yr. mo. day	Time (PST)	Tow Depth (m)	Vol. Water Strained (cu. m)	Stand-ard Haul Factor	Percent Sorted	Total Larvae	Total Eggs
137.0	35.0	25 09.8	113 04.5	BD	65 04 22	2138	140	464	3.01	100.0	60	40
137.0	40.0	25 00.0	113 23.5	BD	65 04 22	2356	140	465	3.00	100.0	52	15
137.0	45.0	24 49.8	113 42.5	BD	65 04 23	0256	141	464	3.03	100.0	28	55
137.0	50.0	24 38.0	114 02.5	BD	65 04 23	0506	135	497	2.72	100.0	17	34
137.0	55.0	24 29.5	114 21.8	BD	65 04 23	0951	142	446	3.19	100.0	23	89
137.0	60.0	24 21.0	114 40.0	BD	65 04 23	1201	142	462	3.07	100.0	30	56
137.0	65.0	24 10.5	114 58.2	BD	65 04 23	1501	145	447	3.23	100.0	65	220
137.0	70.0	23 59.5	115 17.5	BD	65 04 23	1721	144	457	3.16	100.0	48	122

TABLE 1. (cont.)

CalCOFI Cruise 6507

Line	Station	Lat.(N) deg. min.	Long.(W) deg. min.	Ship Code	Tow Date yr. mo. day	Time (PST)	Tow Depth (m)	Vol. Water Strained (cu. m)	Stand-ard Haul Factor	Percent Sorted	Total Larvae	Total Eggs
60.0	49.2	37 59.0	122 49.5	AX	65 07 16	2034	11	109	0.97	100.0	1	41
60.0	50.0	37 57.6	122 53.3	AX	65 07 16	2114	28	133	2.09	100.0	0	29
60.0	51.0	37 55.5	122 57.4	AX	65 07 16	2159	31	152	2.02	100.0	5	260
60.0	52.0	37 53.5	123 01.8	AX	65 07 16	2323	68	268	2.52	100.0	1	228
60.0	55.0	37 47.5	123 15.0	AX	65 07 17	0053	68	261	2.62	100.0	35	131
60.0	60.0	37 36.9	123 37.0	AX	65 07 17	0441	140	495	2.84	100.0	15	389
60.0	70.0	37 17.0	124 21.2	AX	65 07 17	0931	137	484	2.82	100.0	37	127
60.0	80.0	36 57.0	125 04.2	AX	65 07 17	1451	148	483	3.06	100.0	13	25
60.0	90.0	36 37.0	125 46.7	AX	65 07 17	1921	140	503	2.78	100.0	12	19
60.0	100.0	36 16.9	126 30.0	AX	65 07 18	0056	134	510	2.63	100.0	16	10
60.0	120.0	35 36.8	127 55.0	AX	65 07 18	0916	137	512	2.68	100.0	8	27
60.0	140.0	34 56.5	129 19.0	AX	65 07 18	2236	135	516	2.61	100.0	88	30
60.0	160.0	34 16.0	130 43.0	AX	65 07 19	0656	142	497	2.86	100.0	11	31
60.0	180.0	33 36.5	132 05.7	AX	65 07 19	1516	141	522	2.70	100.0	15	11
60.0	200.0	32 56.2	133 27.5	AX	65 07 20	0106	138	506	2.74	100.0	180	24
63.0	50.0	37 26.8	122 28.2	AX	65 07 14	2014	9	108	0.86	100.0	0	27
63.0	51.0	37 23.6	122 33.8	AX	65 07 14	1934	33	139	2.40	100.0	11	210
63.0	52.0	37 21.0	122 37.7	AX	65 07 14	1829	24	137	1.77	100.0	5	63
63.0	55.0	37 12.5	122 49.6	AX	65 07 14	1636	140	500	2.80	100.0	68	62
63.0	60.0	37 02.5	123 11.6	AX	65 07 14	1301	144	506	2.85	100.0	72	14
67.0	47.2	36 54.4	121 52.9	AX	65 07 13	2330	14	196	0.72	100.0	10	687
67.0	48.0	36 53.1	121 55.9	AX	65 07 14	0019	27	164	1.64	100.0	3	148
67.0	49.0	36 51.0	122 00.3	AX	65 07 14	0048	72	236	3.06	100.0	31	144
67.0	50.0	36 49.0	122 04.5	AX	65 07 14	0208	70	254	2.76	100.0	77	24
67.0	55.0	36 38.1	122 27.3	AX	65 07 14	0451	142	494	2.88	100.0	42	144
67.0	60.0	36 29.0	122 47.6	AX	65 07 14	0811	142	465	3.05	100.0	29	174
70.0	50.0	36 11.1	121 43.8	AX	65 07 13	1836	145	464	3.13	100.0	8	29
70.0	51.0	36 10.4	121 45.8	AX	65 07 13	1743	73	250	2.90	100.0	25	3
70.0	53.0	36 06.5	121 53.8	AX	65 07 13	1456	143	497	2.88	100.0	21	6
70.0	60.0	35 52.8	122 23.0	AX	65 07 13	1136	137	517	2.65	100.0	24	150
70.0	70.0	35 33.0	123 06.0	AX	65 07 13	0551	146	474	3.07	100.0	22	16
70.0	80.0	35 12.8	123 48.0	AX	65 07 13	0101	145	459	3.16	100.0	14	77
70.0	90.0	34 53.0	124 29.6	AX	65 07 12	1746	141	512	2.75	100.0	44	40
70.0	100.0	34 32.8	125 12.0	AX	65 07 12	1111	143	514	2.78	100.0	23	53
70.0	120.0	33 53.5	126 35.0	AX	65 07 12	0206	142	518	2.74	100.0	47	13
70.0	200.0	31 13.0	132 01.9	AX	65 07 20	1356	138	520	2.65	100.0	53	254
73.0	49.4	35 38.2	121 14.4	AX	65 07 08	1530	14	252	0.56	100.0	1	150
73.0	50.0	35 37.3	121 17.1	AX	65 07 08	1658	73	252	2.90	100.0	11	17
73.0	51.0	35 35.3	121 21.4	AX	65 07 08	1816	150	472	3.17	100.0	18	14
73.0	53.0	35 31.8	121 28.5	AX	65 07 08	2011	140	502	2.78	100.0	30	32
73.0	60.0	35 17.9	121 57.3	AX	65 07 08	2326	140	498	2.82	100.0	31	10
77.0	47.6	35 09.0	120 42.1	AX	65 07 09	1400	7	243	0.29	100.0	3	837
77.0	48.0	35 08.2	120 43.7	AX	65 07 09	1330	14	232	0.61	100.0	4	877
77.0	49.0	35 06.3	120 47.8	AX	65 07 09	1208	42	241	1.76	100.0	7	18
77.0	51.0	35 02.1	120 56.4	AX	65 07 09	1056	141	492	2.87	100.0	78	9

TABLE 1. (cont.)

CalCOFI Cruise 6507

Line	Station	Lat.(N) deg. min.	Long.(W) deg. min.	Ship Code	Tow Date yr. mo. day	Time (PST)	Tow Depth (m)	Vol. Water Strained (cu. m)	Standard Haul Factor	Percent Sorted	Total Larvae	Total Eggs
77.0	55.0	34 54.2	121 14.0	AX	65 07 09	0726	145	466	3.10	100.0	38	178
77.0	57.0	34 49.0	121 22.8	AX	65 07 09	0451	138	498	2.76	100.0	7	1
80.0	50.2	34 28.2	120 29.4	AX	65 07 09	1850	11	236	0.45	100.0	18	694
80.0	51.0	34 26.4	120 32.9	AX	65 07 09	1932	71	447	1.59	100.0	15	265
80.0	52.0	34 24.4	120 36.6	AX	65 07 09	2041	118	549	2.15	100.0	20	115
80.0	55.0	34 19.7	120 48.3	AX	65 07 09	2246	125	522	2.40	100.0	27	23
80.0	60.0	34 08.0	121 09.3	AX	65 07 10	0416	136	488	2.80	100.0	65	40
80.0	65.0	33 58.7	121 32.8	AX	65 07 10	0701	146	492	2.97	100.0	193	216
80.0	70.0	33 48.7	121 50.5	AX	65 07 10	1056	145	471	3.07	100.0	1298	284
80.0	80.0	33 29.0	122 32.5	AX	65 07 10	1556	146	492	2.96	100.0	7	31
80.0	90.0	33 09.0	123 12.8	AX	65 07 10	2136	136	487	2.79	100.0	37	49
80.0	100.0	32 49.0	123 53.1	AX	65 07 11	0236	143	476	3.01	100.0	18	13
80.0	120.0	32 09.0	125 14.7	AX	65 07 11	1141	143	486	2.95	100.0	25	68
80.0	200.0	29 28.3	130 38.6	AX	65 07 21	0246	140	498	2.81	100.0	169	28
82.0	47.0	34 15.0	119 59.0	BD	65 06 16	1356	134	493	2.72	100.0	71	171
83.0	39.0	34 15.6	119 17.7	BD	65 06 16	0624	12	94	1.27	100.0	83	105
83.0	40.0	34 13.7	119 21.6	BD	65 06 16	0719	14	91	1.55	100.0	121	901
83.0	43.0	34 07.8	119 34.2	BD	65 06 16	0916	142	452	3.15	100.0	797	340
83.0	51.0	33 52.0	120 07.5	BD	65 06 16	1747	100	318	3.15	100.0	186	834
83.0	55.0	33 45.5	120 21.2	BD	65 06 16	2056	141	425	3.32	100.0	65	57
83.0	60.0	33 34.0	120 45.0	BD	65 06 17	0006	145	419	3.45	100.0	238	2114
83.0	65.0	33 24.0	121 06.0	BD	65 06 17	0306	143	435	3.29	100.0	110	188
83.0	70.0	33 14.2	121 26.0	BD	65 06 17	0621	143	424	3.37	100.0	196	406
83.0	80.0	32 57.0	122 09.0	BD	65 06 17	1231	142	351	4.05	100.0	10	314
83.0	90.0	32 33.8	122 50.0	BD	65 06 17	1751	140	435	3.21	100.0	39	46
87.0	32.5	33 54.1	118 27.0	BD	65 06 19	1202	21	121	1.74	100.0	190	658
87.0	33.0	33 54.2	118 29.4	BD	65 06 19	1119	49	182	2.69	100.0	410	80
87.0	34.0	33 52.2	118 33.4	BD	65 06 19	1033	68	258	2.64	100.0	351	165
87.0	35.0	33 50.0	118 37.5	BD	65 06 19	0911	141	458	3.07	100.0	443	274
87.0	40.0	33 40.0	118 58.0	BD	65 06 19	0606	142	433	3.29	100.0	451	2944
87.0	45.0	33 30.0	119 19.0	BD	65 06 19	0211	138	413	3.35	100.0	112	390
87.0	50.0	33 20.0	119 39.5	BD	65 06 18	2258	60	222	2.71	100.0	622	121
87.0	55.0	33 10.0	120 01.0	BD	65 06 18	1931	142	435	3.27	100.0	269	1559
87.0	60.0	33 00.0	120 21.5	BD	65 06 18	1706	143	440	3.25	100.0	15	26
87.0	65.0	32 49.0	120 42.5	BD	65 06 18	1256	145	452	3.20	100.0	58	112
87.0	70.0	32 36.0	120 59.0	BD	65 06 18	1031	141	463	3.04	100.0	32	42
87.0	80.0	32 18.3	121 40.0	BD	65 06 18	0501	143	437	3.26	100.0	62	93
87.0	90.0	31 59.0	122 25.0	BD	65 06 17	2331	143	459	3.12	100.0	96	10
90.0	27.5	33 27.6	117 44.0	AX	65 07 25	1004	14	186	0.76	100.0	51	225
90.0	28.0	33 28.3	117 47.0	AX	65 07 25	0901	130	554	2.35	100.0	5	312
90.0	32.0	33 21.8	118 02.0	AX	65 07 25	0656	133	520	2.55	100.0	229	115
90.0	37.0	33 11.0	118 22.6	AX	65 07 25	0311	116	553	2.09	100.0	2162	2079
90.0	45.0	32 54.5	118 55.4	AX	65 07 24	2251	130	508	2.56	100.0	541	3405
90.0	53.0	32 40.4	119 27.8	AX	65 07 24	1746	138	481	2.87	100.0	21	3
90.0	60.0	32 25.0	119 57.6	AX	65 07 24	1326	140	516	2.71	100.0	1355	5

TABLE 1. (cont.)

CalCOFI Cruise 6507

Line	Station	Lat.(N) deg. min.	Long.(W) deg. min.	Ship Code	Tow Date yr. mo. day	Time (PST)	Tow Depth (m)	Vol. Water Strained (cu. m)	Stand-ard Haul Factor	Percent Sorted	Total Larvae	Total Eggs
90.0	65.0	32 14.3	120 17.8	AX	65 07 24	0936	138	520	2.65	100.0	16	10
90.0	70.0	32 04.7	120 38.4	AX	65 07 24	0716	141	508	2.77	100.0	32	9
90.0	80.0	31 44.2	121 19.1	AX	65 07 24	0136	136	520	2.62	100.0	64	21
90.0	90.0	31 24.0	122 01.1	AX	65 07 23	2031	130	562	2.32	100.0	37	13
90.0	100.0	31 04.5	122 38.8	AX	65 07 23	1506	142	519	2.74	100.0	31	148
90.0	120.0	30 25.6	123 59.1	AX	65 07 23	0356	139	518	2.68	100.0	132	262
90.0	140.0	29 46.0	125 20.1	AX	65 07 22	1826	138	515	2.68	100.0	110	119
90.0	160.0	29 05.2	126 40.0	AX	65 07 22	0936	140	540	2.59	100.0	189	139
90.0	180.0	28 24.5	127 58.5	AX	65 07 22	0056	141	505	2.79	100.0	231	19
90.0	200.0	27 45.0	129 18.3	AX	65 07 21	1626	142	516	2.75	100.0	40	5
93.0	26.5	32 56.8	117 16.7	BD	65 06 19	2050	14	110	1.26	100.0	2084	596
93.0	27.0	32 56.0	117 19.0	BD	65 06 19	2133	68	238	2.87	100.0	816	90
93.0	28.0	32 54.5	117 22.8	BD	65 06 19	2241	140	436	3.21	100.0	261	98
93.0	30.0	32 50.5	117 31.0	BD	65 06 20	0026	139	451	3.07	100.0	851	89
93.0	35.0	32 40.5	117 51.5	BD	65 06 20	0316	141	464	3.04	100.0	126	134
93.0	40.0	32 30.0	118 11.5	BD	65 06 20	0656	141	448	3.15	100.0	451	325
93.0	45.0	32 19.8	118 30.8	BD	65 06 20	0931	141	430	3.28	100.0	291	15
93.0	50.0	32 09.0	118 49.0	BD	65 06 20	1226	141	427	3.30	100.0	79	1036
93.0	55.0	32 00.0	119 09.8	BD	65 06 20	1526	142	430	3.30	100.0	49	314
93.0	60.0	31 50.0	119 34.0	BD	65 06 20	1851	141	423	3.33	100.0	55	307
93.0	65.0	31 39.0	119 52.8	BD	65 06 20	2141	138	426	3.25	100.0	23	15
93.0	70.0	31 28.0	120 13.0	BD	65 06 21	0051	142	428	3.31	100.0	372	931
93.0	80.0	31 05.5	120 50.5	BD	65 06 21	0626	141	448	3.15	100.0	22	28
93.0	90.0	30 44.0	121 28.5	BD	65 06 21	1126	141	450	3.14	100.0	26	89
96.8	28.7	32 19.4	117 04.0	BD	65 06 24	1400	14	143	0.99	100.0	15	287
97.0	29.0	32 17.5	117 04.7	BD	65 06 24	1419	41	161	2.56	100.0	26	64
97.0	30.0	32 16.0	117 07.0	BD	65 06 24	1523	50	178	2.79	100.0	8	23
97.0	32.0	32 12.0	117 15.2	BD	65 06 24	1621	141	418	3.36	100.0	21	28
97.0	35.0	32 05.5	117 28.5	BD	65 06 23	0206	142	437	3.25	100.0	963	404
97.0	40.0	31 57.0	117 51.0	BD	65 06 22	2246	141	431	3.27	100.0	389	558
97.0	45.0	31 46.5	118 09.5	BD	65 06 22	1901	139	436	3.18	100.0	20	213
97.0	50.0	31 35.0	118 31.5	BD	65 06 22	1631	141	425	3.32	100.0	36	55
97.0	55.0	31 25.5	118 50.2	BD	65 06 22	1301	141	465	3.02	100.0	14	29
97.0	60.0	31 20.0	119 11.2	BD	65 06 22	1036	142	452	3.14	100.0	20	52
97.0	65.0	31 10.0	119 31.3	BD	65 06 22	0656	139	473	2.95	100.0	61	55
97.0	70.0	30 58.0	119 51.3	BD	65 06 22	0426	142	462	3.08	100.0	124	234
97.0	80.0	30 36.0	120 32.5	BD	65 06 21	2226	142	440	3.22	100.0	59	176
97.0	90.0	30 15.5	121 10.5	BD	65 06 21	1616	143	461	3.10	100.0	14	117
100.0	29.0	31 42.3	116 43.5	AX	65 07 26	2103	65	156	4.19	100.0	5	79
100.0	30.0	31 40.5	116 46.8	AX	65 07 26	2236	129	512	2.52	100.0	34	53
100.0	35.0	31 30.5	117 07.1	AX	65 07 27	0126	137	494	2.76	100.0	61	5
100.0	40.0	31 21.0	117 27.0	AX	65 07 27	0431	138	501	2.76	100.0	94	41
100.0	45.0	31 11.0	117 47.0	AX	65 07 27	0631	138	470	2.94	100.0	10	54
100.0	50.0	31 02.2	118 08.8	AX	65 07 27	1006	144	490	2.93	100.0	11	330
100.0	55.0	30 50.0	118 27.6	AX	65 07 27	1226	138	477	2.88	100.0	4	20

TABLE 1. (cont.)

CalCOFI Cruise 6507

Line	Station	Lat.(N) deg. min.	Long.(W) deg. min.	Ship Code	Tow Date yr. mo. day	Time (PST)	Tow Depth (m)	Vol. Water Strained (cu. m)	Stand-ard Haul Factor	Percent Sorted	Total Larvae	Total Eggs
100.0	60.0	30 39.8	118 48.6	AX	65 07 27	1616	140	454	3.08	100.0	6	113
100.0	65.0	30 31.0	119 08.1	AX	65 07 27	1826	144	470	3.06	100.0	14	73
100.0	70.0	30 21.3	119 28.0	AX	65 07 28	0334	130	556	2.34	100.0	20	366
100.0	80.0	30 01.4	120 06.9	AX	65 07 28	0806	131	512	2.56	100.0	3	300
100.0	90.0	29 40.0	120 46.8	AX	65 07 28	1341	143	487	2.93	100.0	16	292
100.0	100.0	29 21.4	121 27.0	AX	65 07 28	1826	143	447	2.99	100.0	101	63
100.0	120.0	28 37.7	122 44.5	AX	65 07 29	0626	143	477	3.00	100.0	25	243
103.0	28.5	31 07.8	116 19.2	BD	65 06 25	0109	13	126	1.04	100.0	184	216
103.0	29.0	31 07.0	116 21.0	BD	65 06 25	0154	28	168	1.68	100.0	27	247
103.0	30.0	31 06.0	116 24.5	BD	65 06 25	0253	57	217	2.63	100.0	17	15
103.0	35.0	30 55.8	116 46.5	BD	65 06 25	0516	142	446	3.18	100.0	37	2
103.0	40.0	30 47.0	117 07.7	BD	65 06 25	0821	142	426	3.33	100.0	58	518
103.0	45.0	30 39.7	117 24.0	BD	65 06 25	1031	141	419	3.38	100.0	160	707
103.0	50.0	30 26.0	117 44.5	BD	65 06 25	1406	147	402	3.67	100.0	51	254
103.0	55.0	30 15.8	118 02.2	BD	65 06 25	1641	145	432	3.36	100.0	19	369
103.0	60.0	30 05.8	118 20.7	BD	65 06 25	2006	142	431	3.30	100.0	11	423
103.0	65.0	29 55.0	118 39.2	BD	65 06 25	2241	142	431	3.30	100.0	41	621
103.0	70.0	29 44.5	118 58.0	BD	65 06 26	0211	144	428	3.36	100.0	59	281
103.0	80.0	29 24.3	119 44.0	BD	65 06 26	0756	143	476	3.01	100.0	26	291
103.0	90.0	29 03.3	120 21.2	BD	65 06 26	1416	145	487	3.33	100.0	23	175
105.0	140.0	27 09.3	123 28.1	AX	65 07 29	1536	138	494	2.79	100.0	49	228
107.0	30.0	30 30.0	116 03.3	BD	65 06 28	0815	13	122	1.10	100.0	20	1463
107.0	31.0	30 27.8	116 07.0	BD	65 06 28	0729	22	117	1.88	100.0	5	139
107.0	32.0	30 25.8	116 11.0	BD	65 06 28	0551	141	410	3.44	100.0	9	32
107.0	35.0	30 21.5	116 22.5	BD	65 06 28	0356	143	414	3.46	100.0	38	48
107.0	40.0	30 12.4	116 43.0	BD	65 06 28	0051	142	427	3.33	100.0	18	583
107.0	45.0	30 01.5	117 02.0	BD	65 06 27	2206	144	417	3.45	100.0	17	29
107.0	50.0	29 50.5	117 22.0	BD	65 06 27	1846	142	426	3.33	100.0	28	137
107.0	55.0	29 41.0	117 42.0	BD	65 06 27	1606	143	432	3.31	100.0	17	131
107.0	60.0	29 32.0	118 01.5	BD	65 06 27	1256	144	428	3.37	100.0	18	197
107.0	65.0	29 21.0	118 21.0	BD	65 06 27	1006	143	449	3.17	100.0	11	190
107.0	70.0	29 11.0	118 41.0	BD	65 06 27	0621	142	464	3.07	100.0	66	207
107.0	80.0	28 50.0	119 23.5	BD	65 06 27	0036	144	446	3.22	100.0	102	537
107.0	90.0	28 31.5	119 59.0	BD	65 06 26	1831	144	431	3.34	100.0	78	166
110.0	32.0	29 52.0	115 47.9	AX	65 08 02	0120	14	185	0.76	100.0	63	1491
110.0	35.0	29 46.0	116 00.3	AX	65 08 01	2316	139	489	2.85	100.0	111	5
110.0	40.0	29 36.0	116 19.5	AX	65 08 01	1956	135	479	2.82	100.0	401	77
110.0	45.0	29 26.5	116 39.0	AX	65 08 01	1706	132	514	2.57	100.0	99	100
110.0	50.0	29 16.2	116 59.2	AX	65 08 01	1346	141	497	2.84	100.0	5	241
110.0	55.0	29 06.6	117 20.0	AX	65 08 01	1046	138	486	2.84	100.0	11	3
110.0	60.0	28 56.1	117 38.1	AX	65 08 01	0736	138	496	2.78	100.0	18	8
110.0	65.0	28 46.5	117 58.2	AX	65 08 01	0411	142	472	3.03	100.0	4	62
110.0	70.0	28 36.2	118 18.1	AX	65 08 01	0056	145	481	3.02	100.0	13	158
110.0	80.0	28 16.4	118 56.7	AX	65 07 31	1941	138	517	2.67	100.0	20	579
110.0	90.0	27 57.0	119 35.8	AX	65 07 31	1331	140	503	2.79	100.0	29	651

TABLE 1. (cont.)

CalCOFI Cruise 6507

Line	Station	Lat.(N) deg. min.	Long.(W) deg. min.	Ship Code	Tow Date yr. mo. day	Time (PST)	Tow Depth (m)	Vol. Water Strained (cu. m)	Stand-ard Haul Factor	Percent Sorted	Total Larvae	Total Eggs
110.0	100.0	27 36.6	120 16.0	AX	65 07 31	0906	120	565	2.12	100.0	87	1149
110.0	120.0	26 56.0	121 33.0	AX	65 07 30	2326	139	515	2.71	100.0	251	245
110.0	140.0	26 16.8	122 50.0	AX	65 07 30	1501	140	509	2.75	100.0	268	196
110.0	160.0	25 36.0	124 06.3	AX	65 07 30	0206	143	490	2.92	100.0	1043	18
113.0	28.5	29 25.0	115 11.3	BD	65 06 28	1735	15	115	1.29	100.0	14	275
113.0	29.0	29 24.2	115 13.2	BD	65 06 28	1754	21	119	1.80	100.0	14	253
113.0	30.0	29 22.5	115 20.0	BD	65 06 28	1914	51	171	2.98	100.0	25	408
113.0	30.0	29 22.0	115 18.2	AX	65 08 02	0554	26	165	1.56	100.0	395	2018
113.0	35.0	29 11.5	115 38.0	BD	65 06 28	2131	142	436	3.25	100.0	89	26
113.0	40.0	29 02.0	115 57.0	BD	65 06 29	0056	142	438	3.24	100.0	54	35
113.0	45.0	28 52.0	116 18.0	BD	65 06 29	0336	143	463	3.08	100.0	88	154
113.0	50.0	28 45.0	116 41.0	BD	65 06 29	0641	141	439	3.21	100.0	15	29
113.0	55.0	28 37.0	117 02.0	BD	65 06 29	0911	141	477	2.95	100.0	52	64
113.0	60.0	28 29.0	117 18.0	BD	65 06 29	1206	142	420	3.39	100.0	12	115
113.0	65.0	28 12.0	117 36.0	BD	65 06 29	1501	132	435	3.03	100.0	21	138
113.0	70.0	28 02.0	117 54.5	BD	65 06 29	1746	143	419	3.40	100.0	16	275
113.0	80.0	27 42.0	118 32.0	BD	65 06 29	2151	142	414	3.44	100.0	27	422
113.0	90.0	27 22.0	119 09.0	BD	65 06 30	0246	142	436	3.27	100.0	47	217
115.0	35.0	28 54.0	115 27.1	AX	65 08 02	0926	132	507	2.61	100.0	135	23
117.0	24.8	28 58.2	114 36.0	BD	65 07 02	0115	14	72	1.91	100.0	268	99
117.0	25.0	28 58.0	114 36.5	BD	65 07 02	0029	41	174	2.36	100.0	408	170
117.0	26.0	28 56.0	114 41.5	BD	65 07 01	2338	58	217	2.67	100.0	154	162
117.0	30.0	28 48.0	114 56.5	BD	65 07 01	2113	72	245	2.94	100.0	38	865
117.0	35.0	28 38.0	115 16.0	BD	65 07 01	1826	144	503	2.86	100.0	23	13
117.0	40.0	28 28.0	115 35.5	BD	65 07 01	1216	138	533	2.59	100.0	57	16
117.0	45.0	28 18.0	115 56.0	BD	65 07 01	0831	142	422	3.36	100.0	20	30
117.0	50.0	28 09.0	116 15.0	BD	65 07 01	0456	144	433	3.32	100.0	63	206
117.0	55.0	27 58.0	116 34.5	BD	65 07 01	0216	143	432	3.30	100.0	122	40
117.0	60.0	27 48.0	116 53.0	BD	65 06 30	2241	142	370	3.85	100.0	160	55
117.0	65.0	27 37.3	117 13.0	BD	65 06 30	2011	143	429	3.33	100.0	38	118
117.0	70.0	27 28.0	117 32.5	BD	65 06 30	1646	143	459	3.10	100.0	48	296
117.0	80.0	27 08.0	118 10.5	BD	65 06 30	1151	143	432	3.30	100.0	30	743
117.0	90.0	26 49.0	118 42.0	BD	65 06 30	0701	143	439	3.26	100.0	89	2987
118.0	39.0	28 18.5	115 23.7	BD	65 07 01	1436	142	508	2.80	100.0	151	71
119.0	33.0	28 18.7	114 53.0	AX	65 08 02	1443	62	228	2.17	100.0	626	240
120.0	22.5	28 28.0	114 04.0	BD	65 07 02	0610	15	144	1.03	100.0	150	811
120.0	23.0	28 26.0	114 06.7	BD	65 07 02	0659	21	145	1.47	100.0	125	684
120.0	24.0	28 24.0	114 10.7	BD	65 07 02	0740	28	237	1.16	100.0	687	431
120.0	25.0	28 22.5	114 15.0	BD	65 07 02	0843	56	281	2.00	100.0	1470	441
120.0	30.0	28 13.0	114 34.0	BD	65 07 02	1043	69	255	2.72	100.0	416	610
120.0	35.0	28 03.0	114 54.0	BD	65 07 02	1343	70	269	2.60	100.0	654	68
120.0	40.0	27 56.5	115 14.0	BD	65 07 02	1544	29	113	2.58	100.0	802	77
120.0	45.0	27 43.0	115 33.0	AX	65 08 03	0556	139	487	2.86	100.0	86	679
120.0	50.0	27 33.0	115 52.0	AX	65 08 03	1816	141	467	3.01	100.0	53	41
120.0	55.0	27 23.2	116 11.2	AX	65 08 03	2026	134	523	2.56	100.0	199	56

TABLE 1. (cont.)

CalCOFI Cruise 6507

Line	Station	Lat.(N) deg. min.	Long.(W) deg. min.	Ship Code	Tow Date yr. mo. day	Time (PST)	Tow Depth (m)	Vol. Water Strained (cu. m)	Standard Haul Factor	Percent Sorted	Total Larvae	Total Eggs
120.0	60.0	27 13.0	116 30.7	AX	65 08 03	2326	139	492	2.82	100.0	144	54
120.0	65.0	27 03.0	116 49.7	AX	65 08 04	0216	134	506	2.65	100.0	94	88
120.0	70.0	26 52.0	117 09.8	AX	65 08 04	0606	139	491	2.83	100.0	94	91
120.0	80.0	26 32.5	117 48.4	AX	65 08 04	1036	135	502	2.69	100.0	544	243
120.0	100.0	25 52.2	119 05.7	AX	65 08 04	2016	136	524	2.60	100.0	97	150
120.0	120.0	25 13.0	120 22.0	AX	65 08 05	0501	140	511	2.75	100.0	79	167
123.0	36.0	27 26.2	114 36.0	BD	65 07 02	2209	21	137	1.53	100.0	77	50
123.0	37.0	27 24.0	114 40.0	BD	65 07 02	2318	57	252	2.25	100.0	42	358
123.0	42.0	27 14.0	114 59.0	AX	65 08 11	1121	135	496	3.15	100.0	94	14
123.0	42.0	27 14.0	114 59.0	BD	65 07 03	0146	141	449	3.15	100.0	33	37
123.0	45.0	27 08.0	115 11.5	BD	65 07 03	0411	144	435	3.32	100.0	124	51
123.0	50.0	26 58.0	115 31.0	BD	65 07 03	0621	143	504	2.84	100.0	151	48
123.0	55.0	26 47.0	115 50.0	BD	65 07 03	0946	143	501	2.84	100.0	49	174
123.0	60.0	26 35.0	116 06.0	BD	65 07 03	1206	141	513	2.74	100.0	64	49
123.0	65.0	26 25.0	116 28.0	BD	65 07 03	1506	142	505	2.81	100.0	107	158
123.0	70.0	26 19.0	116 47.0	BD	65 07 03	1716	142	513	2.77	100.0	61	96
123.0	80.0	26 00.5	117 22.0	BD	65 07 03	2206	143	508	2.82	100.0	153	24
123.5	35.6	27 24.2	114 31.8	BD	65 07 03	2140	14	110	1.27	100.0	130	90
127.0	32.6	26 58.3	114 00.6	BD	65 07 05	0525	11	82	1.37	100.0	26	53
127.0	33.0	26 57.5	114 02.2	BD	65 07 05	0454	48	161	2.97	100.0	5	103
127.0	34.0	26 55.0	114 06.0	BD	65 07 05	0333	63	261	2.42	100.0	71	229
127.0	40.0	26 43.5	114 29.0	AX	65 08 11	0616	136	499	2.73	100.0	47	98
127.0	40.0	26 45.5	114 28.0	BD	65 07 05	0046	142	501	2.84	100.0	47	98
127.0	45.0	26 33.5	114 48.5	BD	65 07 04	2121	142	441	3.23	100.0	144	57
127.0	50.0	26 23.0	115 08.0	BD	65 07 04	1836	144	494	2.91	100.0	44	143
127.0	55.0	26 13.5	115 27.0	BD	65 07 04	1516	143	523	2.74	100.0	62	50
127.0	60.0	26 04.4	115 45.0	BD	65 07 04	1246	144	491	2.93	100.0	32	88
127.0	65.0	25 52.5	116 05.5	BD	65 07 04	0941	143	497	2.88	100.0	49	68
127.0	70.0	25 46.5	116 22.0	BD	65 07 04	0716	144	506	2.84	100.0	265	206
127.0	80.0	25 26.0	116 57.0	BD	65 07 04	0221	142	521	2.73	100.0	630	97
130.0	25.5	26 38.0	113 11.0	AX	65 08 07	0850	14	173	0.81	100.0	7800	7873
130.0	26.0	26 37.0	113 13.0	AX	65 08 07	1810	14	169	0.83	100.0	1067	458
130.0	28.0	26 33.3	113 20.5	AX	65 08 07	1659	41	167	2.48	100.0	140	325
130.0	30.0	26 29.2	113 29.0	AX	65 08 07	1554	44	217	2.02	100.0	71	50
130.0	35.0	26 19.0	113 47.6	AX	65 08 07	1251	131	514	2.55	100.0	132	137
130.0	40.0	26 08.8	114 07.2	AX	65 08 07	1031	137	524	2.62	100.0	89	189
130.0	45.0	25 58.9	114 26.5	AX	65 08 07	0726	141	499	2.83	100.0	77	379
130.0	50.0	25 49.0	114 46.0	AX	65 08 07	0451	140	511	2.73	100.0	220	107
130.0	55.0	25 39.2	115 04.7	AX	65 08 07	0146	140	512	2.73	100.0	437	59
130.0	60.0	25 29.2	115 24.0	AX	65 08 06	2301	140	498	2.81	100.0	711	603
130.0	70.0	25 09.0	116 01.5	AX	65 08 06	1711	134	540	2.49	100.0	110	102
130.0	80.0	24 49.2	116 39.2	AX	65 08 06	1226	140	512	2.73	100.0	73	56
130.0	90.0	24 28.8	117 17.9	AX	65 08 06	0726	141	519	2.71	100.0	265	257
130.0	100.0	24 09.0	117 55.0	AX	65 08 06	0246	142	499	2.84	100.0	261	17
130.0	120.0	23 30.0	119 10.0	AX	65 08 05	1736	141	519	2.71	100.0	26	22

TABLE 1. (cont.)

CalCOFI Cruise 6507

Line	Station	Lat.(N) deg. min.	Long.(W) deg. min.	Ship Code	Tow Date yr. mo. day	Time (PST)	Tow Depth (m)	Vol. Water Strained (cu. m)	Stand-ard Haul Factor	Percent Sorted	Total Larvae	Total Eggs
133.0	19.5	26 13.6	112 25.8	BD	65 07 05	1625	10	127	0.83	100.0	28	5084
133.0	21.0	26 12.6	112 32.3	BD	65 07 05	1709	42	210	2.02	100.0	32	865
133.0	23.0	26 08.5	112 40.2	BD	65 07 05	1843	71	282	2.51	100.0	2	20
133.0	25.0	26 04.5	112 48.0	BD	65 07 05	1948	78	289	2.69	100.0	10	12
133.0	30.0	25 54.5	113 07.5	BD	65 07 05	2256	141	476	2.96	100.0	153	235
133.0	35.0	25 45.0	113 27.0	BD	65 07 06	0116	140	475	2.96	100.0	29	187
133.0	40.0	25 36.0	113 47.0	BD	65 07 06	0401	140	483	2.91	100.0	316	164
133.0	45.0	25 24.5	114 05.0	BD	65 07 06	0631	138	519	2.66	100.0	92	96
133.0	50.0	25 13.0	114 22.5	BD	65 07 06	0936	138	526	2.62	100.0	44	6
133.0	55.0	25 02.0	114 42.0	BD	65 07 06	1201	141	532	2.66	100.0	43	28
133.0	60.0	24 54.5	115 02.0	BD	65 07 06	1531	142	508	2.80	100.0	33	60
133.0	65.0	24 44.5	115 20.5	BD	65 07 06	1746	141	533	2.64	100.0	38	133
133.0	70.0	24 34.5	115 39.0	BD	65 07 06	2051	140	524	2.68	100.0	284	874
133.0	80.0	24 14.5	116 17.0	BD	65 07 07	0116	142	556	2.55	100.0	117	243
137.0	20.0	25 40.0	112 07.3	AX	65 08 08	0254	7	168	0.42	100.0	4536	>99999
137.0	21.0	25 38.0	112 10.9	AX	65 08 08	0324	21	154	1.37	100.0	6374	51318
137.0	22.0	25 36.0	112 14.8	AX	65 08 08	0419	32	151	2.14	100.0	2696	7202
137.0	23.0	25 34.6	112 18.8	AX	65 08 08	0518	45	237	1.90	100.0	1171	2113
137.0	30.0	25 20.1	112 46.0	AX	65 08 08	0906	138	501	2.76	100.0	85	27
137.0	35.0	25 10.5	113 04.2	AX	65 08 08	1131	136	514	2.65	100.0	3	11
137.0	40.0	25 00.2	113 23.6	AX	65 08 08	1511	142	499	2.84	100.0	5	13
137.0	45.0	24 50.4	113 42.2	AX	65 08 08	1726	141	433	3.25	100.0	118	175
137.0	50.0	24 40.0	114 02.0	AX	65 08 08	2046	135	518	2.60	100.0	167	969
137.0	55.0	24 30.0	114 20.0	AX	65 08 08	2306	137	496	2.76	100.0	101	640
137.0	60.0	24 20.0	114 39.4	AX	65 08 09	0306	121	560	2.16	100.0	240	216
137.0	70.0	23 59.7	115 18.0	AX	65 08 09	0746	130	535	2.44	100.0	20	205
137.0	80.0	23 39.8	115 55.5	AX	65 08 09	1236	131	527	2.49	100.0	108	185
140.0	28.8	24 48.0	112 19.3	AX	65 08 10	1400	9	178	0.48	100.0	100	985
140.0	29.0	24 47.5	112 20.0	AX	65 08 10	1334	33	168	1.96	100.0	241	1078
140.0	30.0	24 45.5	112 24.0	AX	65 08 10	1218	72	254	2.85	100.0	30	91
140.0	35.0	24 35.4	112 42.9	AX	65 08 10	0946	133	500	2.66	100.0	28	67
140.0	40.0	24 25.5	113 01.8	AX	65 08 10	0651	139	494	2.81	100.0	21	24
140.0	45.0	24 15.5	113 20.6	AX	65 08 10	0341	139	503	2.76	100.0	146	59
140.0	50.0	24 05.0	113 40.0	AX	65 08 10	0056	128	553	2.31	100.0	365	100

TABLE 1. (cont.)

CalCOFI Cruise 6509

Line	Station	Lat.(N) deg. min.	Long.(W) deg. min.	Ship Code	Tow Date yr. mo. day	Time (PST)	Tow Depth (m)	Vol. Water Strained (cu. m)	Stand-ard Haul Factor	Percent Sorted	Total Larvae	Total Eggs
80.0	50.2	34 28.0	120 29.1	BD	65 08 31	1215	14	96	1.50	100.0	0	47
80.0	51.0	34 26.0	120 32.5	BD	65 08 31	1251	143	568	2.51	100.0	2	34
80.0	52.0	34 24.3	120 36.5	BD	65 08 31	1406	141	532	2.65	100.0	37	35
80.0	55.0	34 18.8	120 48.2	BD	65 08 31	1536	142	539	2.64	100.0	4	2
80.0	60.0	34 09.0	121 09.0	BD	65 08 31	1816	141	523	2.69	100.0	24	0
80.0	65.0	33 59.0	121 30.0	BD	65 08 31	2046	142	480	2.97	100.0	48	6
80.0	70.0	33 48.7	121 51.0	BD	65 08 31	2326	142	523	2.71	100.0	66	0
80.0	75.0	33 38.7	122 11.5	BD	65 09 01	0136	142	521	2.73	100.0	44	1
80.0	80.0	33 28.7	122 32.0	BD	65 09 01	0411	144	478	3.02	100.0	17	5
82.0	47.0	34 15.0	119 59.0	BD	65 08 31	0741	139	550	2.53	100.0	45	2
83.0	39.0	34 15.5	119 17.7	BD	65 09 02	0825	14	73	1.93	100.0	40	541
83.0	40.0	34 13.6	119 21.8	BD	65 09 02	0735	16	68	2.36	100.0	41	978
83.0	43.0	34 08.0	119 34.0	BD	65 09 02	0516	142	492	2.88	100.0	229	75
83.0	51.0	33 52.0	120 08.5	BD	65 09 02	0018	72	292	2.48	100.0	31	155
83.0	55.0	33 45.3	120 21.3	BD	65 09 01	2216	141	460	3.06	100.0	159	6
83.0	60.0	33 34.0	120 45.0	BD	65 09 01	1916	140	528	2.66	100.0	77	5
83.0	65.0	33 24.0	121 06.0	BD	65 09 01	1636	142	503	2.82	100.0	2	1
83.0	70.0	33 12.0	121 24.0	BD	65 09 01	1411	143	516	2.77	100.0	3	3
83.0	75.0	33 04.5	121 46.5	BD	65 09 01	1121	144	504	2.86	100.0	4	6
83.0	80.0	32 54.0	122 07.0	BD	65 09 01	0831	142	503	2.83	100.0	4	5
87.0	32.5	33 55.2	118 26.5	BD	65 09 02	1409	14	81	1.66	100.0	122	1042
87.0	33.0	33 54.2	118 29.4	BD	65 09 02	1449	44	170	2.58	100.0	71	142
87.0	34.0	33 52.2	118 33.4	BD	65 09 02	1528	63	240	2.64	100.0	133	164
87.0	35.0	33 50.0	118 37.5	BD	65 09 02	1616	141	466	3.02	100.0	134	329
87.0	40.0	33 40.0	118 58.0	BD	65 09 02	1936	144	472	3.05	100.0	207	48
87.0	45.0	33 30.0	119 19.0	BD	65 09 02	2206	143	446	3.20	100.0	260	22
87.0	50.0	33 20.0	119 39.5	BD	65 09 03	0048	69	260	2.65	100.0	421	14
87.0	55.0	33 10.0	120 00.0	BD	65 09 03	0326	139	494	2.82	100.0	19	1
87.0	60.0	33 00.0	120 21.5	BD	65 09 03	0556	142	468	3.03	100.0	5	2
87.0	65.0	32 50.0	120 41.0	BD	65 09 03	0811	140	484	2.89	100.0	8	6
87.0	70.0	32 40.0	121 00.2	BD	65 09 03	1031	142	468	3.03	100.0	5	9
87.0	75.0	32 31.0	121 19.0	BD	65 09 03	1256	148	458	3.22	100.0	4	8
87.0	80.0	32 19.5	121 43.0	BD	65 09 03	1556	141	472	2.99	100.0	4	2
90.0	27.5	33 29.5	117 44.7	BD	65 09 05	0800	13	99	1.30	100.0	35	81
90.0	28.0	33 28.5	117 46.7	BD	65 09 05	0706	142	496	2.85	100.0	27	9
90.0	32.0	33 21.2	118 01.6	BD	65 09 05	0406	140	498	2.82	100.0	50	123
90.0	37.0	33 11.0	118 22.5	BD	65 09 05	0126	142	485	2.93	100.0	26	30
90.0	45.0	32 54.6	118 55.5	BD	65 09 04	2131	142	468	3.03	100.0	13	4
90.0	53.0	32 39.0	119 28.5	BD	65 09 04	1746	142	499	2.84	100.0	6	3
90.0	60.0	32 25.0	119 57.5	BD	65 09 04	1411	143	482	2.97	100.0	2	6
90.0	65.0	32 15.0	120 18.8	BD	65 09 04	1146	143	483	2.96	100.0	7	16
90.0	70.0	32 10.0	120 41.5	BD	65 09 04	0856	142	477	2.97	100.0	84	187
90.0	75.0	31 59.0	121 00.0	BD	65 09 04	0646	142	491	2.88	100.0	4	109
90.0	80.0	31 47.2	121 22.2	BD	65 09 04	0351	143	465	3.08	100.0	5	131
90.0	85.0	31 35.8	121 41.0	BD	65 09 04	0106	146	450	3.24	100.0	19	67

TABLE 1. (cont.)

CalCOFI Cruise 6509

Line	Station	Lat.(N) deg. min.	Long.(W) deg. min.	Ship Code	Tow Date yr. mo. day	Time (PST)	Tow Depth (m)	Vol. Water Strained (cu. m)	Stand-ard Haul Factor	Percent Sorted	Total Larvae	Total Eggs
90.0	90.0	31 24.0	122 01.0	BD	65 09 03	2216	144	468	3.08	100.0	66	227
93.0	26.5	32 56.8	117 16.7	BD	65 09 05	1229	13	82	1.58	100.0	441	200
93.0	27.0	32 56.0	117 19.0	BD	65 09 05	1301	99	455	2.18	100.0	32	67
93.0	28.0	32 54.7	117 21.8	BD	65 09 05	1341	135	506	2.67	100.0	43	39
93.0	30.0	32 50.5	117 31.0	BD	65 09 05	1536	141	479	2.95	100.0	485	36
93.0	35.0	32 40.5	117 51.5	BD	65 09 05	1826	158	422	3.73	100.0	5	19
93.0	40.0	32 30.0	118 11.5	BD	65 09 05	2121	144	456	3.16	100.0	20	5
93.0	45.0	32 20.0	118 32.0	BD	65 09 06	0001	142	466	3.05	100.0	15	1
93.0	50.0	32 10.0	118 52.5	BD	65 09 06	0231	141	486	2.90	100.0	10	1
93.0	55.0	32 00.0	119 13.5	BD	65 09 06	0506	142	491	2.88	100.0	5	1
93.0	60.0	31 50.0	119 34.0	BD	65 09 06	0716	141	506	2.78	100.0	4	31
93.0	65.0	31 41.3	119 54.0	BD	65 09 06	0931	142	479	2.96	100.0	8	15
93.0	70.0	31 28.5	120 12.8	BD	65 09 06	1206	141	510	2.76	100.0	12	39
93.0	75.0	31 19.5	120 35.0	BD	65 09 06	1426	142	496	2.86	100.0	21	54
93.0	80.0	31 08.2	120 52.8	BD	65 09 06	1641	140	478	2.94	100.0	121	79
93.0	85.0	31 00.0	121 13.5	BD	65 09 06	1931	141	472	2.99	100.0	198	42
93.0	90.0	30 50.7	121 34.5	BD	65 09 06	2156	139	487	2.85	100.0	132	133
96.8	28.7	32 19.4	117 03.8	BD	65 09 10	1504	13	84	1.52	100.0	24	130
97.0	29.0	32 17.5	117 04.7	BD	65 09 10	1533	48	195	2.44	100.0	25	70
97.0	30.0	32 16.0	117 07.0	BD	65 09 10	1609	53	233	2.27	100.0	24	76
97.0	32.0	32 12.0	117 15.2	BD	65 09 08	0526	142	487	3.08	100.0	26	28
97.0	35.0	32 07.2	117 29.0	BD	65 09 08	0331	143	489	2.91	100.0	33	3
97.0	40.0	31 56.0	117 48.0	BD	65 09 08	0046	145	477	3.03	100.0	38	5
97.0	45.0	31 46.0	118 08.5	BD	65 09 07	2201	143	471	3.04	100.0	46	1
97.0	50.0	31 36.0	118 29.0	BD	65 09 07	1926	143	482	2.96	100.0	26	3
97.0	55.0	31 25.5	118 49.5	BD	65 09 07	1651	142	498	2.84	100.0	2	5
97.0	60.0	31 15.5	119 10.0	BD	65 09 07	1421	142	505	2.81	100.0	7	127
97.0	65.0	31 01.5	119 31.0	BD	65 09 07	1146	140	505	2.78	100.0	2	20
97.0	70.0	30 53.0	119 52.0	BD	65 09 07	0911	143	494	2.89	100.0	9	30
97.0	75.0	30 45.0	120 11.0	BD	65 09 07	0651	142	440	3.23	100.0	17	44
97.0	80.0	30 35.0	120 31.0	BD	65 09 07	0406	140	482	2.90	100.0	269	105
100.0	29.0	31 42.2	116 43.4	BD	65 09 10	2053	72	173	4.19	100.0	1	5
100.0	30.0	31 40.5	116 46.5	BD	65 09 10	2131	139	506	2.75	100.0	39	5
100.0	35.0	31 30.5	117 07.0	BD	65 09 11	0041	143	472	3.04	100.0	76	49
100.0	40.0	31 22.5	117 27.5	BD	65 09 11	0311	144	458	3.14	100.0	56	2
100.0	45.0	31 12.0	117 48.5	BD	65 09 11	0531	145	468	3.10	100.0	67	1
100.0	50.0	31 02.5	118 11.0	BD	65 09 11	0836	139	455	3.05	100.0	7	1
100.0	55.0	30 50.5	118 27.5	BD	65 09 11	1106	144	476	3.02	100.0	25	47
100.0	60.0	30 41.0	118 47.0	BD	65 09 11	1336	142	497	2.86	100.0	29	92
100.0	65.0	30 29.0	119 09.5	BD	65 09 11	1611	143	474	3.02	100.0	126	339
100.0	70.0	30 19.0	119 29.0	BD	65 09 11	1831	147	474	3.09	100.0	134	65
103.0	28.5	31 07.8	116 19.2	BD	65 09 12	2309	12	125	1.00	100.0	27	1258
103.0	29.0	31 07.0	116 21.0	BD	65 09 12	2234	27	156	1.71	100.0	76	167
103.0	30.0	31 06.0	116 24.5	BD	65 09 12	2143	50	192	2.59	100.0	50	6
103.0	35.0	30 51.6	116 49.0	BD	65 09 12	1726	141	494	2.85	100.0	9	2

TABLE 1. (cont.)

CalCOFI Cruise 6509

Line	Station	Lat.(N) deg. min.	Long.(W) deg. min.	Ship Code	Tow Date yr. mo. day	Time (PST)	Tow Depth (m)	Vol. Water Strained (cu. m)	Standard Haul Factor	Percent Sorted	Total Larvae	Total Eggs
103.0	40.0	30 45.0	117 04.7	BD	65 09 12	1446	138	440	3.13	100.0	136	7
103.0	45.0	30 36.5	117 21.5	BD	65 09 12	1226	145	447	3.24	100.0	7	0
103.0	50.0	30 26.0	117 44.5	BD	65 09 12	0951	143	456	3.14	100.0	12	8
103.0	55.0	30 16.0	118 05.0	BD	65 09 12	0701	142	459	3.09	100.0	14	17
103.0	60.0	30 06.0	118 25.0	BD	65 09 12	0436	145	470	3.09	100.0	209	71
103.0	65.0	29 56.5	118 44.0	BD	65 09 12	0201	143	449	3.19	100.0	171	108
103.0	70.0	29 46.5	119 04.0	BD	65 09 11	2321	140	482	2.90	100.0	127	121
107.0	30.0	30 30.0	116 03.3	BD	65 09 13	0354	9	145	0.61	100.0	7	341
107.0	31.0	30 27.8	116 07.0	BD	65 09 13	0444	36	150	2.38	100.0	39	128
107.0	32.0	30 25.8	116 11.0	BD	65 09 13	0526	140	467	3.00	100.0	21	12
107.0	35.0	30 21.5	116 22.5	BD	65 09 13	0741	142	480	2.96	100.0	9	0
107.0	40.0	30 12.2	116 41.7	BD	65 09 13	1011	140	480	2.93	100.0	7	0
107.0	45.0	30 03.2	116 59.5	BD	65 09 13	1236	147	448	3.28	100.0	14	1
107.0	50.0	29 54.0	117 20.0	BD	65 09 13	1521	145	453	3.19	100.0	15	24
107.0	55.0	29 44.0	117 39.0	BD	65 09 13	1751	140	458	3.06	100.0	21	59
107.0	60.0	29 32.5	118 01.7	BD	65 09 13	2056	141	477	2.95	100.0	49	69
107.0	65.0	29 21.0	118 21.0	BD	65 09 13	2341	143	435	3.28	100.0	210	84
107.0	70.0	29 11.0	118 41.0	BD	65 09 14	0216	141	465	3.03	100.0	140	64
110.0	32.0	29 52.0	115 47.8	BD	65 09 15	0430	14	158	0.86	100.0	77	622
110.0	35.0	29 46.0	116 00.0	BD	65 09 15	0201	140	469	2.98	100.0	20	12
110.0	40.0	29 36.0	116 18.2	BD	65 09 14	2316	142	451	3.14	100.0	33	1
110.0	45.0	29 25.7	116 37.8	BD	65 09 14	2036	143	427	3.35	100.0	41	5
110.0	50.0	29 17.0	116 55.5	BD	65 09 14	1751	142	462	3.08	100.0	10	10
110.0	55.0	29 06.4	117 17.0	BD	65 09 14	1511	143	466	3.06	100.0	43	55
110.0	60.0	28 56.5	117 38.0	BD	65 09 14	1226	142	477	2.98	100.0	75	21
110.0	65.0	28 46.0	117 59.0	BD	65 09 14	0936	142	458	3.11	100.0	21	35
113.0	28.5	29 25.0	115 11.3	BD	65 09 15	1005	10	92	1.12	100.0	66	297
113.0	29.0	29 24.2	115 13.2	BD	65 09 15	1034	20	110	1.78	100.0	119	71
113.0	30.0	29 22.0	115 18.0	BD	65 09 15	1118	50	185	2.68	100.0	19	123
113.0	35.0	29 11.5	115 38.0	BD	65 09 15	1821	141	467	3.01	100.0	35	27
113.0	40.0	29 02.0	115 57.0	BD	65 09 15	2131	141	455	3.09	100.0	88	4
113.0	45.0	28 52.0	116 18.0	BD	65 09 16	0006	131	530	2.47	100.0	203	8
113.0	50.0	28 41.5	116 36.5	BD	65 09 16	0226	141	470	3.00	100.0	554	11
113.0	55.0	28 32.0	116 57.0	BD	65 09 16	0501	142	478	2.97	100.0	97	23
113.0	60.0	28 22.0	117 16.5	BD	65 09 16	0711	140	485	2.88	100.0	32	11
115.0	35.0	28 54.5	115 25.0	BD	65 09 15	1526	143	457	3.13	100.0	50	53
117.0	24.8	28 58.5	114 36.3	BD	65 09 17	1015	10	87	1.15	100.0	38	372
117.0	25.0	28 58.0	114 37.0	BD	65 09 17	0949	42	164	2.57	100.0	73	1147
117.0	26.0	28 56.0	114 41.5	BD	65 09 17	0828	65	248	2.63	100.0	247	171
117.0	30.0	28 48.0	114 56.5	BD	65 09 17	0648	68	260	2.60	100.0	58	236
117.0	35.0	28 38.0	115 16.0	BD	65 09 17	0336	140	479	2.92	100.0	98	35
117.0	40.0	28 28.0	115 35.5	BD	65 09 16	2236	142	458	3.11	100.0	42	8
117.0	45.0	28 18.0	115 56.0	BD	65 09 16	1946	140	483	2.89	100.0	107	31
117.0	50.0	28 08.0	116 15.0	BD	65 09 16	1656	139	495	2.80	100.0	107	5
117.0	55.0	27 58.0	116 34.5	BD	65 09 16	1421	141	483	2.91	100.0	187	10

TABLE 1. (cont.)

CalCOFI Cruise 6509

Line	Station	Lat.(N) deg. min.	Long.(W) deg. min.	Ship Code	Tow Date yr. mo. day	Time (PST)	Tow Depth (m)	Vol. Water Strained (cu. m)	Stand-ard Haul Factor	Percent Sorted	Total Larvae	Total Eggs
117.0	60.0	27 48.0	116 53.0	BD	65 09 16	1146	142	469	3.03	100.0	101	0
118.0	39.0	28 18.5	115 23.7	BD	65 09 17	0041	135	497	2.72	100.0	343	35
119.0	33.0	28 19.0	114 53.0	BD	65 09 17	2258	72	252	2.86	100.0	172	289
120.0	22.5	28 28.0	114 04.0	BD	65 09 17	1504	13	80	1.57	100.0	141	1265
120.0	23.0	28 26.9	114 06.7	BD	65 09 17	1539	20	104	1.88	100.0	195	359
120.0	24.0	28 25.0	114 10.7	BD	65 09 17	1624	28	118	2.38	100.0	284	174
120.0	25.0	28 22.5	114 15.0	BD	65 09 17	1704	46	198	2.33	100.0	135	11512
120.0	30.0	28 13.0	114 34.0	BD	65 09 17	2003	72	240	3.01	100.0	452	1170
120.0	35.0	28 03.0	114 54.0	BD	65 09 18	0108	71	258	2.74	100.0	165	1130
120.0	40.0	27 56.5	115 14.0	BD	65 09 18	0349	36	130	2.73	100.0	379	112
120.0	45.0	27 43.0	115 33.0	BD	65 09 19	1441	143	479	2.98	100.0	17	11
120.0	50.0	27 33.0	115 52.5	BD	65 09 19	1711	143	482	2.96	100.0	14	8
120.0	55.0	27 23.0	116 12.0	BD	65 09 19	1941	142	477	2.97	100.0	116	11
120.0	60.0	27 13.0	116 30.5	BD	65 09 19	2201	146	465	3.14	100.0	250	4
123.0	36.0	27 26.2	114 36.0	BD	65 09 20	1559	36	112	3.18	100.0	78	3293
123.0	37.0	27 24.0	114 40.0	BD	65 09 20	1448	66	222	2.99	100.0	63	90
123.0	42.0	27 20.1	114 59.0	BD	65 09 20	1211	144	480	3.01	100.0	4	11
123.0	45.0	27 12.5	115 11.0	BD	65 09 20	1021	145	478	3.03	100.0	3	23
123.0	50.0	27 03.0	115 30.0	BD	65 09 20	0736	146	473	3.08	100.0	51	10
123.0	55.0	26 51.0	115 51.5	BD	65 09 20	0456	142	459	3.10	100.0	27	8
123.0	60.0	26 41.5	116 10.5	BD	65 09 20	0221	145	469	3.10	100.0	164	30
123.5	35.6	27 24.2	114 31.8	BD	65 09 20	1645	10	72	1.43	100.0	325	2576
127.0	32.6	26 58.3	114 00.6	BD	65 09 20	2130	13	149	0.87	100.0	173	405
127.0	33.0	26 57.5	114 02.2	BD	65 09 20	2159	34	133	2.60	100.0	34	199
127.0	34.0	26 55.0	114 06.5	BD	65 09 20	2248	73	241	3.01	100.0	19	37
127.0	40.0	26 43.0	114 29.5	BD	65 09 21	0156	144	457	3.14	100.0	23	19
127.0	45.0	26 32.8	114 51.0	BD	65 09 21	0426	142	459	3.10	100.0	58	10
127.0	50.0	26 23.0	115 08.0	BD	65 09 21	0646	141	467	3.02	100.0	29	44
127.0	55.0	26 15.0	115 27.0	BD	65 09 21	0856	145	457	3.18	100.0	17	315
127.0	60.0	26 06.0	115 45.0	BD	65 09 21	1121	146	432	3.37	100.0	25	249
130.0	25.5	26 38.0	113 11.1	BD	65 09 22	1225	14	73	1.92	100.0	233	69
130.0	26.0	26 37.0	113 31.1	BD	65 09 22	1154	28	120	2.32	100.0	263	103
130.0	28.0	26 33.0	113 21.0	BD	65 09 22	0944	48	204	2.37	100.0	71	52
130.0	30.0	26 29.0	113 29.0	BD	65 09 22	0808	67	260	2.58	100.0	77	41
130.0	35.0	26 19.0	113 47.5	BD	65 09 22	0546	141	461	3.05	100.0	29	10
130.0	40.0	26 07.0	114 06.5	BD	65 09 22	0236	141	469	3.00	100.0	226	14
130.0	45.0	25 57.8	114 26.0	BD	65 09 22	0001	140	461	3.03	100.0	129	77
130.0	50.0	25 49.0	114 45.0	BD	65 09 21	2126	147	442	3.32	100.0	96	340
130.0	55.0	25 41.0	115 05.5	BD	65 09 21	1836	143	460	3.10	100.0	421	179
130.0	60.0	25 32.0	115 23.0	BD	65 09 21	1611	144	459	3.13	100.0	28	177
133.0	19.5	26 13.6	112 25.8	BD	65 09 23	1750	11	93	1.21	100.0	237	155
133.0	21.0	26 12.6	112 32.0	BD	65 09 23	1848	46	201	2.29	100.0	476	210
133.0	23.0	26 08.5	112 40.0	BD	65 09 23	2008	61	245	2.50	100.0	121	161
133.0	25.0	26 04.5	112 48.0	BD	65 09 23	2113	72	243	2.94	100.0	63	39
133.0	30.0	25 54.8	113 07.0	BD	65 09 24	0006	141	492	2.86	100.0	113	0

TABLE 1. (cont.)

CalCOFI Cruise 6509

Line	Station	Lat.(N) deg. min.	Long.(W) deg. min.	Ship Code	Tow Date yr. mo. day	Time (PST)	Tow Depth (m)	Vol. Water Strained (cu. m)	Stand-ard Haul Factor	Percent Sorted	Total Larvae	Total Eggs
133.0	35.0	25 45.0	113 27.5	BD	65 09 24	0251	141	475	2.96	100.0	82	52
133.0	40.0	25 36.5	113 47.5	BD	65 09 24	0530	145	476	3.04	100.0	28	617
133.0	45.0	25 25.0	114 05.0	BD	65 09 24	0811	139	494	2.82	100.0	2	63
133.0	50.0	25 13.6	114 25.0	BD	65 09 24	1051	140	474	2.95	100.0	5	35
137.0	20.0	25 40.1	112 07.2	BD	65 09 25	0835	14	72	1.88	100.0	65	111
137.0	21.0	25 38.1	112 11.0	BD	65 09 25	0749	20	93	2.16	100.0	192	987
137.0	22.0	25 36.1	112 14.8	BD	65 09 25	0714	30	146	2.04	100.0	151	453
137.0	23.0	25 34.0	112 19.0	BD	65 09 25	0613	68	244	2.76	100.0	98	270
137.0	30.0	25 20.0	112 46.0	BD	65 09 25	0236	143	469	3.05	100.0	87	8
137.0	35.0	25 10.0	113 04.5	BD	65 09 25	2341	142	461	3.09	100.0	50	168
137.0	40.0	25 00.0	113 23.5	BD	65 09 24	2111	138	462	2.99	100.0	66	20
137.0	45.0	24 48.8	113 44.3	BD	65 09 24	1801	145	477	3.04	100.0	97	23
137.0	50.0	24 39.5	114 03.0	BD	65 09 24	1516	141	469	3.00	100.0	13	55

TABLE 2. Pooled occurrences of fish larvae taken during CalCOFI cruises in 1965.

Rank	Taxon	Occurrences
1	*Engraulis mordax*	618
2	*Triphoturus mexicanus*	494
3	*Vinciguerria lucetia*	436
4	*Sebastes* spp.	387
5	*Citharichthys* spp.	342
6	Disintegrated fish larva	319
7	*Leuroglossus stilbius*	300
8	*Merluccius productus*	290
9	*Cyclothone* spp.	265
10	*Stenobrachius leucopsarus*	263
10	Unidentified fish larva	263
12	*Protomyctophum crockeri*	261
13	*Diogenichthys laternatus*	249
14	*Lampanyctus ritteri*	234
15	Myctophidae	222
16	*Bathylagus wesethi*	220
17	*Trachurus symmetricus*	214
18	*Lampanyctus* spp.	183
19	*Ceratoscopelus townsendi*	156
20	*Melamphaes* spp.	151
21	Sciaenidae	147
22	*Tarletonbeania crenularis*	132
23	*Bathylagus ochotensis*	127
24	*Diogenichthys atlanticus*	116
25	*Symbolophorus californiensis*	111
26	*Paralichthys californicus*	107
27	*Sardinops sagax*	104
27	Gobiidae	104
29	*Hygophum atratum*	103
30	*Stomias atriventer*	100
31	*Pleuronichthys verticalis*	88
32	*Gonichthys tenuiculus*	81
32	*Parophrys vetulus*	81
34	*Diaphus* spp.	80
35	*Symphurus* spp.	75
36	*Hypsoblennius* spp.	73
37	*Lestidiops ringens*	67
38	*Citharichthys stigmaeus*	65
39	Clinidae	64
40	Serranidae	59
40	Sternoptychidae	59
42	*Chauliodus macouni*	57
43	*Icichthys lockingtoni*	53
44	*Argentina sialis*	49
45	*Peprilus simillimus*	45
46	*Hippoglossina stomata*	44
46	*Notoscopelus resplendens*	44
48	*Synodus* spp.	42

TABLE 2. (cont.)

Rank	Taxon	Occurrences
49	*Ophidion scrippsae*	40
49	Chiasmodontidae	40
51	*Chromis punctipinnis*	39
52	Ophidiiformes	37
52	Cottidae	37
54	*Halichoeres* spp.	36
55	*Etrumeus acuminatus*	35
56	*Scomber japonicus*	34
57	*Lyopsetta exilis*	33
57	Scopelarchidae	33
57	*Idiacanthus antrostomus*	33
60	*Poromitra* spp.	32
60	*Lampadena urophaos*	32
62	*Oxyjulis californica*	31
62	*Tetragonurus cuvieri*	31
64	*Prionotus* spp.	30
65	*Chilara taylori*	29
66	Trichiuridae	27
66	*Semicossyphus pulcher*	27
66	*Hygophum reinhardtii*	27
69	Carangidae	25
69	*Sphyraena argentea*	25
69	*Scorpaena* spp.	25
72	Anguilliformes	24
73	*Nansenia crassa*	22
73	Agonidae	22
75	*Notolychnus valdiviae*	21
76	*Scorpaenichthys marmoratus*	20
76	*Sebastolobus* spp.	20
78	Trachipteridae	19
78	*Scopelosaurus* spp.	19
78	*Myctophum nitidulum*	19
81	Gonostomatidae	18
81	Ceratioidei	18
83	*Microstoma microstoma*	17
84	Cyclopteridae	16
84	*Microstomus pacificus*	16
86	Gerreidae	14
86	*Seriola lalandi*	14
88	*Scopelogadus bispinosus*	13
88	*Oxylebius pictus*	13
90	*Syngnathus* spp.	12
91	Haemulidae	11
91	*Diogenichthys* spp.	11
91	*Hygophum* spp.	11
94	*Hypsopsetta guttulata*	10
94	*Coryphaena hippurus*	10
96	*Pleuronichthys ritteri*	9
96	*Sarda chiliensis*	9

TABLE 2. (cont.)

Rank	Taxon	Occurrences
96	***Lampanyctus regalis***	9
96	***Psettichthys melanostictus***	9
96	***Nansenia candida***	9
96	***Brama*** spp.	9
96	***Notolepis risso***	9
96	***Aristostomias scintillans***	9
96	***Cololabis saira***	9
96	Gobiesocidae	9
106	***Xystreurys liolepis***	8
106	***Auxis*** spp.	8
106	Atherinidae	8
106	Gempylidae	8
106	***Loweina rara***	8
106	***Hypsypops rubicundus***	8
106	Pomacentridae	8
113	***Scopeloberyx robustus***	7
113	***Bathylagus*** spp.	7
113	***Zaniolepis*** spp.	7
113	***Brosmophycis marginata***	7
113	***Ichthyococcus*** spp.	7
113	Labridae	7
113	***Macroramphosus gracilis***	7
113	***Caulolatilus princeps***	7
121	***Photonectes*** spp.	6
121	***Stemonosudis macrura***	6
123	***Pleuronichthys coenosus***	5
123	***Scomberomorus*** spp.	5
123	***Medialuna californiensis***	5
126	***Glyptocephalus zachirus***	4
126	***Howella brodiei***	4
126	***Bathophilus*** spp.	4
126	Pleuronectiformes	4
126	Scombridae	4
126	***Pleuronichthys decurrens***	4
126	***Sudis atrox***	4
126	Blennioidei	4
134	***Vinciguerria poweriae***	3
134	Paralepididae	3
134	Tetraodontidae	3
134	***Girella nigricans***	3
134	Macrouridae	3
134	***Bathylagus pacificus***	3
134	***Physiculus*** spp.	3
134	***Diplophos taenia***	3
142	***Tactostoma macropus***	2
142	***Lepidopsetta bilineata***	2
142	***Opisthonema*** spp.	2
142	***Centrobranchus*** spp.	2
142	Exocoetidae	2

TABLE 2. (cont.)

Rank	Taxon	Occurrences
142	***Electrona rissoi***	2
148	Nomeidae	1
148	***Pleuronichthys*** spp.	1
148	Hexagrammidae	1
148	***Eustomias*** spp.	1
148	***Caristius macropus***	1
148	Hemiramphidae	1
148	Soleidae	1
148	***Bathylagus milleri***	1
148	Stomiiformes	1
148	***Triphoturus nigrescens***	1
148	***Syacium ovale***	1
148	***Paralepis atlantica***	1
148	Evermannellidae	1
148	***Mugil*** spp.	1

TABLE 3. Pooled numbers of fish larvae taken during CalCOFI cruises in 1965. Counts are adjusted for percent of sample sorted and standard haul factor (see text).

Rank	Taxon	Count
1	*Engraulis mordax*	321562
2	*Vinciguerria lucetia*	40034
3	*Sebastes* spp.	24848
4	*Merluccius productus*	21963
5	*Triphoturus mexicanus*	18173
6	*Leuroglossus stilbius*	17761
7	*Sardinops sagax*	16659
8	*Citharichthys* spp.	14756
9	*Stenobrachius leucopsarus*	12130
10	*Trachurus symmetricus*	8456
11	Sciaenidae	6466
12	*Diogenichthys laternatus*	6277
13	*Bathylagus wesethi*	3418
14	Serranidae	3214
15	Unidentified fish larva	2918
16	*Cyclothone* spp.	2748
17	*Ceratoscopelus townsendi*	2733
18	Disintegrated fish larva	2039
19	*Lampanyctus ritteri*	2021
20	Haemulidae	1974
21	*Symphurus* spp.	1794
22	*Etrumeus acuminatus*	1739
23	*Lampanyctus* spp.	1451
24	Myctophidae	1308
25	*Protomyctophum crockeri*	1247
26	*Tarletonbeania crenularis*	1213
27	*Bathylagus ochotensis*	1190
28	*Prionotus* spp.	957
29	*Diogenichthys atlanticus*	889
30	*Parophrys vetulus*	861
31	*Symbolophorus californiensis*	712
32	*Chromis punctipinnis*	710
33	*Hygophum atratum*	709
34	Carangidae	698
35	*Hypsypops rubicundus*	680
36	*Diaphus* spp.	670
37	Gobiidae	669
38	*Melamphaes* spp.	655
39	*Paralichthys californicus*	631
40	*Synodus* spp.	575
41	*Stomias atriventer*	518
42	*Ophidion scrippsae*	516
43	*Gonichthys tenuiculus*	501
44	*Hypsoblennius* spp.	448
45	*Halichoeres* spp.	439
46	Ophidiiformes	418
47	*Peprilus simillimus*	390

TABLE 3. (cont.)

Rank	Taxon	Count
48	Clinidae	349
49	***Sphyraena argentea***	344
50	***Pleuronichthys verticalis***	327
51	***Icichthys lockingtoni***	313
52	***Argentina sialis***	306
53	***Citharichthys stigmaeus***	293
54	***Notoscopelus resplendens***	290
55	***Lestidiops ringens***	287
56	***Scomber japonicus***	286
57	***Hygophum reinhardtii***	259
58	Gerreidae	250
59	Sternoptychidae	236
60	***Oxyjulis californica***	227
61	***Tetragonurus cuvieri***	219
62	***Chauliodus macouni***	212
63	Anguilliformes	210
64	***Auxis*** spp.	195
65	***Hippoglossina stomata***	190
66	Cottidae	181
66	***Scomberomorus*** spp.	181
66	***Lampadena urophaos***	181
69	***Lyopsetta exilis***	176
70	***Idiacanthus antrostomus***	170
71	Chiasmodontidae	152
72	***Notolychnus valdiviae***	141
73	Pomacentridae	140
74	Gonostomatidae	137
75	Scopelarchidae	136
76	***Scorpaena*** spp.	123
77	***Poromitra*** spp.	118
78	Trichiuridae	109
79	***Chilara taylori***	104
80	***Nansenia crassa***	102
81	***Semicossyphus pulcher***	101
82	***Sarda chiliensis***	95
82	Atherinidae	95
84	***Seriola lalandi***	93
85	***Sebastolobus*** spp.	87
86	***Myctophum nitidulum***	75
87	Agonidae	74
88	Ceratioidei	65
89	***Hygophum*** spp.	64
90	***Scopelosaurus*** spp.	62
90	***Microstomus pacificus***	62
92	***Scorpaenichthys marmoratus***	61
92	***Microstoma microstoma***	61
94	Trachipteridae	57
95	***Scopeloberyx robustus***	50
95	***Scopelogadus bispinosus***	50

TABLE 3. (cont.)

Rank	Taxon	Count
97	*Opisthonema* spp.	46
98	*Xystreurys liolepis*	44
99	*Diogenichthys* spp.	40
99	*Bathylagus* spp.	40
99	*Brama* spp.	40
102	*Nansenia candida*	38
102	*Lampanyctus regalis*	38
102	*Notolepis risso*	38
102	Labridae	38
106	*Oxylebius pictus*	36
106	Gobiesocidae	36
108	Cyclopteridae	35
109	*Aristostomias scintillans*	34
110	*Coryphaena hippurus*	33
111	*Cololabis saira*	32
112	*Pleuronichthys ritteri*	31
113	Gempylidae	28
113	*Syngnathus* spp.	28
115	*Photonectes* spp.	27
116	*Hypsopsetta guttulata*	26
117	*Vinciguerria poweriae*	25
118	*Macroramphosus gracilis*	24
118	*Psettichthys melanostictus*	24
120	*Ichthyococcus* spp.	23
121	*Loweina rara*	22
122	*Caulolatilus princeps*	21
123	Blennioidei	20
124	*Zaniolepis* spp.	19
125	*Brosmophycis marginata*	18
126	*Sudis atrox*	17
127	*Glyptocephalus zachirus*	16
127	*Stemonosudis macrura*	16
127	Scombridae	16
127	Paralepididae	16
131	*Medialuna californiensis*	15
132	*Bathophilus* spp.	14
133	*Pleuronichthys coenosus*	13
133	*Pleuronichthys decurrens*	13
135	Nomeidae	12
135	*Bathylagus pacificus*	12
137	*Howella brodiei*	11
138	*Syacium ovale*	9
138	*Physiculus* spp.	9
138	Macrouridae	9
138	*Lepidopsetta bilineata*	9
138	Pleuronectiformes	9
143	*Diplophos taenia*	8
143	*Centrobranchus* spp.	8
145	*Girella nigricans*	7

TABLE 3. (cont.)

Rank	Taxon	Count
146	Exocoetidae	6
146	***Electrona rissoi***	6
146	***Tactostoma macropus***	6
146	Stomiiformes	6
150	Tetraodontidae	5
151	***Bathylagus milleri***	3
151	***Paralepis atlantica***	3
151	***Caristius macropus***	3
151	***Mugil*** spp.	3
151	Evermannellidae	3
151	***Eustomias*** spp.	3
151	***Triphoturus nigrescens***	3
151	***Pleuronichthys*** spp.	3
159	Soleidae	2
160	Hemiramphidae	1
160	Hexagrammidae	1
	Total	562034

TABLE 4. Numbers of fish larvae taken on stations occupied during CalCOFI cruises in 1965. Counts are adjusted for percent of sample sorted and standard haul factor (see text). Average number is given for stations occupied twice during a single month. Unoccupied stations are indicated by a dash.

Anguilliformes

STATION		JAN.	FEB.	MAR.	APR.	MAY	JUNE	JULY	AUG.	SEP.	OCT.	NOV.	DEC.
60.0	200.0	0.0	-	-	-	-	-	2.7	-	-	-	-	-
87.0	33.0	0.0	-	-	0.0	-	0.0	-	-	2.6	-	-	-
113.0	35.0	-	0.0	-	0.0	-	0.0	-	-	3.0	-	-	-
120.0	65.0	-	2.8	-	0.0	-	-	-	0.0	-	-	-	-
127.0	40.0	-	1.4	-	0.0	-	-	0.0	0.0	0.0	-	-	-
130.0	25.5	-	0.0	-	0.0	-	-	-	0.8	0.0	-	-	-
130.0	30.0	-	0.0	-	0.0	-	-	-	0.0	2.6	-	-	-
130.0	35.0	-	0.0	-	3.1	-	-	-	0.0	6.1	-	-	-
130.0	40.0	-	3.1	-	0.0	-	-	-	0.0	0.0	-	-	-
133.0	30.0	-	0.0	-	0.0	-	-	0.0	-	11.4	-	-	-
133.0	35.0	-	2.9	-	3.1	-	-	0.0	-	8.9	-	-	-
133.0	40.0	-	0.0	-	0.0	-	-	0.0	-	3.0	-	-	-
133.0	45.0	-	0.0	-	3.0	-	-	0.0	-	2.8	-	-	-
133.0	60.0	-	2.9	-	0.0	-	-	0.0	-	-	-	-	-
137.0	20.0	-	0.0	-	0.0	-	-	-	0.0	13.2	-	-	-
137.0	21.0	-	0.0	-	0.0	-	-	-	0.0	47.5	-	-	-
137.0	22.0	-	0.0	-	0.0	-	-	-	0.0	28.6	-	-	-
137.0	23.0	-	0.0	-	0.0	-	-	-	0.0	46.9	-	-	-
137.0	30.0	-	0.0	-	0.0	-	-	-	0.0	3.0	-	-	-
137.0	35.0	-	0.0	-	0.0	-	-	-	0.0	3.1	-	-	-

Etrumeus acuminatus

STATION		JAN.	FEB.	MAR.	APR.	MAY	JUNE	JULY	AUG.	SEP.	OCT.	NOV.	DEC.
87.0	34.0	0.0	-	-	0.0	-	0.0	-	-	5.3	-	-	-
117.0	25.0	-	0.0	-	0.0	-	-	0.0	-	15.4	-	-	-
117.0	26.0	-	0.0	-	0.0	-	-	0.0	-	5.3	-	-	-
118.0	39.0	-	0.0	-	0.0	-	-	0.0	-	114.2	-	-	-
120.0	22.5	-	0.0	-	0.0	-	-	0.0	-	7.9	-	-	-
120.0	23.0	-	0.0	-	0.0	-	-	2.9	-	22.6	-	-	-
120.0	24.0	-	0.0	-	0.0	-	-	0.0	-	7.1	-	-	-
120.0	25.0	-	0.0	-	0.0	-	-	0.0	-	4.7	-	-	-
120.0	30.0	-	0.0	-	0.0	-	-	2.7	-	9.0	-	-	-
120.0	35.0	-	0.0	-	0.0	-	-	2.6	-	2.7	-	-	-
120.0	40.0	-	0.0	-	0.0	-	-	0.0	-	199.3	-	-	-
123.0	36.0	-	0.0	-	0.0	-	-	0.0	-	35.0	-	-	-
123.0	37.0	-	0.0	-	0.0	-	-	0.0	-	6.0	-	-	-
123.5	35.6	-	0.0	-	0.0	-	-	0.0	-	82.9	-	-	-
127.0	32.6	-	0.0	-	0.0	-	-	0.0	-	0.9	-	-	-
127.0	34.0	-	0.0	-	0.0	-	-	0.0	-	9.0	-	-	-
130.0	25.5	-	0.0	-	0.0	-	-	-	106.9	5.8	-	-	-
130.0	26.0	-	0.0	-	0.0	-	-	-	0.8	134.6	-	-	-

TABLE 4. (cont.)

Etrumeus acuminatus (cont.)

STATION		JAN.	FEB.	MAR.	APR.	MAY	JUNE	JULY	AUG.	SEP.	OCT.	NOV.	DEC.
130.0	28.0	-	0.0	-	0.0	-	-	-	0.0	4.7	-	-	-
130.0	30.0	-	0.0	-	0.0	-	-	-	0.0	5.2	-	-	-
133.0	21.0	-	0.0	-	0.0	-	-	0.0	-	6.9	-	-	-
133.0	23.0	-	0.0	-	0.0	-	-	0.0	-	5.0	-	-	-
133.0	30.0	-	0.0	-	0.0	-	-	0.0	-	2.9	-	-	-
137.0	21.0	-	0.0	-	0.0	-	-	-	75.3	4.3	-	-	-
137.0	22.0	-	0.0	-	0.0	-	-	-	451.5	0.0	-	-	-
137.0	23.0	-	0.0	-	0.0	-	-	-	383.8	5.5	-	-	-
140.0	28.8	-	0.0	-	-	-	-	-	1.9	-	-	-	-
140.0	29.0	-	0.0	-	-	-	-	-	7.8	-	-	-	-

Opisthonema spp.

STATION		JAN.	FEB.	MAR.	APR.	MAY	JUNE	JULY	AUG.	SEP.	OCT.	NOV.	DEC.
140.0	28.8	-	0.0	-	-	-	-	-	9.1	-	-	-	-
140.0	29.0	-	0.0	-	-	-	-	-	37.2	-	-	-	-

Sardinops sagax

STATION		JAN.	FEB.	MAR.	APR.	MAY	JUNE	JULY	AUG.	SEP.	OCT.	NOV.	DEC.
60.0	49.5	0.9	-	-	-	-	-	-	-	-	-	-	-
60.0	50.0	1.3	-	-	-	-	-	0.0	-	-	-	-	-
67.0	47.2	-	-	-	-	-	-	2.2	-	-	-	-	-
70.0	80.0	0.0	-	-	2.7	-	-	0.0	-	-	-	-	-
73.0	53.0	0.0	-	-	3.0	-	-	0.0	-	-	-	-	-
77.0	47.6	0.0	-	-	0.6	-	-	0.0	-	-	-	-	-
83.0	43.0	0.0	-	-	0.0	-	3.2	-	-	0.0	-	-	-
87.0	33.0	0.0	-	-	2.6	-	5.4	-	-	0.0	-	-	-
87.0	40.0	0.0	-	-	0.0	-	3.3	-	-	0.0	-	-	-
90.0	28.0	5.6	-	-	0.0	-	-	0.0	-	0.0	-	-	-
90.0	32.0	2.7	-	-	0.0	-	-	2.5	-	0.0	-	-	-
93.0	26.5	12.0	-	-	-	-	32.8	-	-	0.0	-	-	-
93.0	27.0	0.0	-	0.0	-	-	17.2	-	-	0.0	-	-	-
93.0	28.0	0.0	-	0.0	-	-	3.2	-	-	0.0	-	-	-
93.0	30.0	0.0	-	0.0	-	-	0.0	-	-	3.0	-	-	-
97.0	29.0	5.6	-	0.0	-	-	0.0	-	-	0.0	-	-	-
103.0	28.5	1.3	-	-	7.2	-	12.5	-	-	0.0	-	-	-
103.0	29.0	0.0	-	-	1.6	-	6.7	-	-	0.0	-	-	-
107.0	30.0	-	0.0	-	3.1	-	0.0	-	-	0.0	-	-	-
107.0	31.0	-	0.0	-	8.5	-	0.0	-	-	0.0	-	-	-
107.0	32.0	-	0.0	-	12.2	-	0.0	-	-	0.0	-	-	-
110.0	32.0	-	0.0	-	2.4	-	-	-	0.0	0.9	-	-	-
113.0	29.0	-	2.2	-	0.0	-	0.0	-	-	3.6	-	-	-
113.0	30.0	-	0.0	-	0.0	-	0.0	-	3.1	0.0	-	-	-

TABLE 4. (cont.)

Sardinops sagax (cont.)

STATION		JAN.	FEB.	MAR.	APR.	MAY	JUNE	JULY	AUG.	SEP.	OCT.	NOV.	DEC.
113.0	50.0	–	0.0	–	0.0	–	3.2	–	–	0.0	–	–	–
117.0	24.8	–	0.0	–	2.2	–	–	1.9	–	3.5	–	–	–
117.0	25.0	–	5.2	–	2.8	–	–	0.0	–	7.7	–	–	–
117.0	26.0	–	0.0	–	0.0	–	–	5.3	–	2.6	–	–	–
117.0	35.0	–	0.0	–	0.0	–	–	0.0	–	14.6	–	–	–
117.0	40.0	–	0.0	–	0.0	–	–	0.0	–	15.5	–	–	–
117.0	45.0	–	0.0	–	0.0	–	–	0.0	–	135.8	–	–	–
118.0	39.0	–	0.0	–	0.0	–	–	0.0	–	323.7	–	–	–
119.0	33.0	–	0.0	–	0.0	–	–	–	8.7	22.9	–	–	–
120.0	22.5	–	0.0	–	0.0	–	–	13.4	–	141.3	–	–	–
120.0	23.0	–	43.8	–	0.0	–	–	27.9	–	203.0	–	–	–
120.0	24.0	–	137.8	–	0.0	–	–	1.2	–	273.7	–	–	–
120.0	25.0	–	22.0	–	0.0	–	–	4.0	–	28.0	–	–	–
120.0	30.0	–	0.0	–	0.0	–	–	0.0	–	848.8	–	–	–
120.0	35.0	–	0.0	–	0.0	–	–	0.0	–	238.4	–	–	–
120.0	40.0	–	0.0	–	0.0	–	–	0.0	–	581.5	–	–	–
120.0	60.0	–	0.0	–	0.0	–	–	–	0.0	3.1	–	–	–
123.0	36.0	–	0.0	–	0.0	–	–	0.0	–	143.1	–	–	–
123.0	42.0	–	24.7	–	0.0	–	–	0.0	3.2	0.0	–	–	–
123.5	35.6	–	8.9	–	0.0	–	–	0.0	–	264.5	–	–	–
127.0	32.6	–	0.0	–	1.7	–	–	2.7	–	13.1	–	–	–
127.0	33.0	–	0.0	–	0.0	–	–	0.0	–	10.4	–	–	–
127.0	34.0	–	2.6	–	0.0	–	–	2.4	–	0.0	–	–	–
127.0	45.0	–	0.0	–	0.0	–	–	58.1	–	0.0	–	–	–
130.0	25.5	–	0.0	–	0.0	–	–	–	991.4	36.5	–	–	–
130.0	26.0	–	1.9	–	0.0	–	–	–	47.3	167.0	–	–	–
130.0	28.0	–	0.0	–	0.0	–	–	–	0.0	7.1	–	–	–
130.0	30.0	–	0.0	–	0.0	–	–	–	0.0	12.9	–	–	–
133.0	19.5	–	0.0	–	0.0	–	–	0.8	–	0.0	–	–	–
133.0	21.0	–	40.0	–	0.0	–	–	20.2	–	18.3	–	–	–
133.0	23.0	–	5.3	–	0.0	–	–	0.0	–	5.0	–	–	–
133.0	30.0	–	0.0	–	0.0	–	–	5.9	–	5.7	–	–	–
137.0	20.0	–	0.5	–	1.7	–	–	–	1167.6	0.0	–	–	–
137.0	21.0	–	49.1	–	0.0	–	–	–	5384.1	2.2	–	–	–
137.0	22.0	–	271.7	–	0.0	–	–	–	3103.0	0.0	–	–	–
137.0	23.0	–	18.5	–	0.0	–	–	–	1130.5	0.0	–	–	–
137.0	30.0	–	0.0	–	0.0	–	–	–	8.3	0.0	–	–	–
137.0	50.0	–	0.0	–	0.0	–	–	–	2.6	0.0	–	–	–
140.0	28.8	–	15.0	–	–	–	–	–	0.0	–	–	–	–
140.0	29.0	–	60.8	–	–	–	–	–	0.0	–	–	–	–
140.0	30.0	–	219.5	–	–	–	–	–	0.0	–	–	–	–

TABLE 4. (cont.)

Engraulis mordax

STATION		JAN.	FEB.	MAR.	APR.	MAY	JUNE	JULY	AUG.	SEP.	OCT.	NOV.	DEC.
60.0	49.5	4.3	–	–	–	–	–	–	–	–	–	–	–
60.0	50.0	2.6	–	–	–	–	–	0.0	–	–	–	–	–
60.0	51.0	4.9	–	–	–	–	–	0.0	–	–	–	–	–
60.0	52.0	9.0	–	–	–	–	–	0.0	–	–	–	–	–
63.0	49.7	2.9	–	–	6.2	–	–	–	–	–	–	–	–
63.0	50.0	5.7	–	–	1.6	–	–	0.0	–	–	–	–	–
63.0	51.0	5.3	–	–	0.0	–	–	0.0	–	–	–	–	–
63.0	55.0	3.2	–	–	1.9	–	–	0.0	–	–	–	–	–
63.0	60.0	0.0	–	–	0.0	–	–	2.8	–	–	–	–	–
67.0	47.2	–	–	–	–	–	–	2.2	–	–	–	–	–
67.0	47.3	0.0	–	–	3.0	–	–	–	–	–	–	–	–
67.0	48.0	0.0	–	–	2.6	–	–	0.0	–	–	–	–	–
67.0	49.0	0.0	–	–	11.3	–	–	6.1	–	–	–	–	–
67.0	50.0	0.0	–	–	13.5	–	–	0.0	–	–	–	–	–
67.0	55.0	0.0	–	–	0.0	–	–	51.8	–	–	–	–	–
67.0	60.0	0.0	–	–	2.8	–	–	0.0	–	–	–	–	–
67.0	70.0	–	–	–	17.0	–	–	–	–	–	–	–	–
70.0	50.0	2.9	–	–	2.2	–	–	0.0	–	–	–	–	–
70.0	51.0	0.0	–	–	22.1	–	–	0.0	–	–	–	–	–
70.0	52.0	6.3	–	–	43.9	–	–	–	–	–	–	–	–
70.0	53.0	5.9	–	–	0.0	–	–	0.0	–	–	–	–	–
70.0	60.0	0.0	–	–	48.6	–	–	2.7	–	–	–	–	–
70.0	65.0	–	–	–	5.4	–	–	–	–	–	–	–	–
70.0	70.0	0.0	–	–	0.0	–	–	3.1	–	–	–	–	–
73.0	49.4	0.0	–	–	69.7	–	–	0.6	–	–	–	–	–
73.0	50.0	7.0	–	–	108.0	–	–	17.4	–	–	–	–	–
73.0	51.0	21.6	–	–	83.7	–	–	15.9	–	–	–	–	–
73.0	53.0	0.0	–	–	45.2	–	–	0.0	–	–	–	–	–
73.0	60.0	0.0	–	–	141.0	–	–	0.0	–	–	–	–	–
77.0	47.6	0.3	–	–	340.8	–	–	0.0	–	–	–	–	–
77.0	48.0	1.2	–	–	89.3	–	–	0.0	–	–	–	–	–
77.0	49.0	–	–	–	156.1	–	–	0.0	–	–	–	–	–
77.0	51.0	0.0	–	–	1246.1	–	–	17.2	–	–	–	–	–
77.0	55.0	0.0	–	–	72.4	–	–	89.9	–	–	–	–	–
77.0	57.0	0.0	–	–	66.2	–	–	5.5	–	–	–	–	–
77.0	60.0	–	–	–	669.8	–	–	–	–	–	–	–	–
77.0	65.0	–	–	–	507.4	–	–	–	–	–	–	–	–
80.0	50.2	2.9	–	–	1258.5	–	–	2.3	0.0	–	–	–	–
80.0	51.0	9.5	–	–	2980.0	–	–	14.3	2.5	–	–	–	–
80.0	52.0	9.9	–	–	8994.3	–	–	23.7	61.0	–	–	–	–
80.0	55.0	6.2	–	–	1952.0	–	–	55.2	5.3	–	–	–	–
80.0	60.0	0.0	–	–	3247.6	–	–	95.2	37.7	–	–	–	–
80.0	65.0	0.0	–	–	219.0	–	–	406.9	80.2	–	–	–	–
80.0	70.0	0.0	–	–	329.8	–	–	3797.6	140.9	–	–	–	–
80.0	75.0	–	–	–	–	–	–	–	–	101.0	–	–	–
80.0	80.0	0.0	–	–	96.6	–	–	5.9	–	21.1	–	–	–

TABLE 4. (cont.)

Engraulis mordax (cont.)

STATION		JAN.	FEB.	MAR.	APR.	MAY	JUNE	JULY	AUG.	SEP.	OCT.	NOV.	DEC.
80.0	90.0	0.0	-	-	-	-	-	2.8	-	-	-	-	-
80.0	200.0	0.0	-	-	-	-	-	2.8	-	-	-	-	-
82.0	47.0	14.3	-	-	1748.4	-	155.0	-	68.3	-	-	-	-
83.0	39.0	0.0	-	-	-	-	88.9	-	-	25.1	-	-	-
83.0	40.0	206.3	-	-	127.8	-	147.3	-	-	61.4	-	-	-
83.0	43.0	44.4	-	-	2475.2	-	2343.6	-	-	463.7	-	-	-
83.0	51.0	16.5	-	-	1688.7	-	434.7	-	-	69.4	-	-	-
83.0	55.0	168.2	-	-	2177.2	-	162.7	-	-	474.3	-	-	-
83.0	60.0	6.1	-	-	54.0	-	683.1	-	-	180.9	-	-	-
83.0	65.0	5.7	-	-	2.9	-	210.6	-	-	2.8	-	-	-
83.0	70.0	25.5	-	-	66.2	-	515.6	-	-	0.0	-	-	-
83.0	75.0	-	-	-	-	-	-	-	-	2.9	-	-	-
83.0	80.0	0.0	-	-	169.3	-	16.2	-	-	0.0	-	-	-
87.0	32.5	665.2	-	-	322.7	-	316.7	-	-	107.9	-	-	-
87.0	33.0	4230.7	-	-	1404.4	-	1038.3	-	-	134.2	-	-	-
87.0	34.0	1313.6	-	-	1879.2	-	815.8	-	-	142.6	-	-	-
87.0	35.0	2622.5	-	-	1220.8	-	1252.6	-	-	329.2	-	-	-
87.0	40.0	1576.0	-	-	1208.9	-	1464.0	-	-	500.2	-	-	-
87.0	45.0	1009.8	-	-	547.2	-	368.5	-	-	691.2	-	-	-
87.0	50.0	421.6	-	-	644.5	-	1539.3	-	-	1075.9	-	-	-
87.0	55.0	1287.4	-	-	28.0	-	735.8	-	-	39.5	-	-	-
87.0	60.0	51.0	-	-	28.7	-	0.0	-	-	6.1	-	-	-
87.0	65.0	6.2	-	-	26.8	-	0.0	-	-	0.0	-	-	-
87.0	70.0	6.2	-	-	3.2	-	0.0	-	-	3.0	-	-	-
87.0	80.0	0.0	-	-	0.0	-	9.8	-	-	0.0	-	-	-
90.0	27.5	9.7	-	-	2159.3	-	-	20.5	-	26.0	-	-	-
90.0	28.0	404.5	-	-	2689.7	-	-	0.0	-	51.3	-	-	-
90.0	32.0	1044.9	-	-	536.8	-	-	563.5	-	138.2	-	-	-
90.0	37.0	2828.5	-	-	1171.1	-	-	4432.9	-	41.0	-	-	-
90.0	45.0	1856.7	-	-	3608.9	-	-	1354.2	-	6.1	-	-	-
90.0	53.0	390.8	-	-	640.8	-	-	45.9	-	0.0	-	-	-
90.0	60.0	553.2	-	-	310.6	-	-	3607.0	-	3.0	-	-	-
90.0	65.0	0.0	-	-	35.3	-	-	2.7	-	0.0	-	-	-
90.0	70.0	0.0	-	-	0.0	-	-	22.2	-	3.0	-	-	-
90.0	90.0	0.0	-	-	6.4	-	-	0.0	-	0.0	-	-	-
90.0	100.0	2.8	-	-	9.4	-	-	2.7	-	-	-	-	-
93.0	26.5	141.6	-	-	-	-	2329.7	-	-	7.9	-	-	-
93.0	27.0	59.4	-	2174.0	-	-	2049.2	-	-	2.2	-	-	-
93.0	28.0	407.9	-	1025.9	-	-	664.5	-	-	2.7	-	-	-
93.0	30.0	2346.9	-	889.7	-	-	2465.2	-	-	1268.5	-	-	-
93.0	35.0	3450.0	-	680.9	-	-	322.2	-	-	3.7	-	-	-
93.0	40.0	593.0	-	-	809.3	-	1345.1	-	-	0.0	-	-	-
93.0	45.0	1377.1	-	-	175.4	-	915.1	-	-	9.1	-	-	-
93.0	50.0	450.9	-	-	448.5	-	115.5	-	-	0.0	-	-	-
93.0	55.0	202.6	-	-	952.6	-	36.3	-	-	2.9	-	-	-
93.0	60.0	488.0	-	-	2305.2	-	33.3	-	-	0.0	-	-	-

TABLE 4. (cont.)

Engraulis mordax (cont.)

STATION		JAN.	FEB.	MAR.	APR.	MAY	JUNE	JULY	AUG.	SEP.	OCT.	NOV.	DEC.
93.0	65.0	37.8	-	-	2050.2	-	0.0	-	-	0.0	-	-	-
93.0	70.0	0.0	-	-	6773.2	-	1165.1	-	-	0.0	-	-	-
93.0	75.0	-	-	-	-	-	-	-	-	5.7	-	-	-
93.0	80.0	0.0	-	-	557.9	-	6.3	-	-	0.0	-	-	-
93.0	90.0	3.2	-	-	6.7	-	0.0	-	-	0.0	-	-	-
96.8	28.7	705.6	-	14.8	-	-	0.0	-	-	15.2	-	-	-
97.0	29.0	2941.5	-	324.3	-	-	25.6	-	-	31.7	-	-	-
97.0	30.0	2505.6	-	533.8	-	-	2.8	-	-	22.7	-	-	-
97.0	32.0	5447.5	-	2511.0	-	-	3.4	-	-	6.2	-	-	-
97.0	35.0	3027.0	-	1313.6	-	-	3025.8	-	-	61.1	-	-	-
97.0	40.0	3046.1	-	245.6	-	-	915.6	-	-	15.1	-	-	-
97.0	45.0	6602.9	-	828.0	-	-	6.4	-	-	12.2	-	-	-
97.0	50.0	4347.0	-	489.4	-	-	3.3	-	-	0.0	-	-	-
97.0	55.0	546.0	-	-	-	-	0.0	-	-	0.0	-	-	-
97.0	60.0	896.9	-	-	-	-	0.0	-	-	0.0	-	-	-
97.0	65.0	1817.4	-	1373.1	-	-	0.0	-	-	0.0	-	-	-
97.0	70.0	1177.1	-	-	-	-	0.0	-	-	0.0	-	-	-
97.0	75.0	-	-	-	2596.8	-	-	-	-	6.5	-	-	-
97.0	80.0	6.7	-	-	-	-	0.0	-	-	2.9	-	-	-
97.0	85.0	-	-	-	32.2	-	-	-	-	-	-	-	-
100.0	29.0	1563.8	-	-	282.3	-	-	4.2	-	0.0	-	-	-
100.0	30.0	761.5	-	-	606.7	-	-	65.5	-	24.8	-	-	-
100.0	35.0	2867.4	-	-	110.3	-	-	8.3	-	3.0	-	-	-
100.0	40.0	1452.4	-	-	32.2	-	-	2.8	-	6.3	-	-	-
100.0	45.0	1480.4	-	-	31.8	-	-	0.0	-	3.1	-	-	-
100.0	50.0	957.0	-	-	544.8	-	-	2.9	-	0.0	-	-	-
100.0	55.0	1833.2	-	-	359.4	-	-	2.9	-	0.0	-	-	-
100.0	60.0	524.5	-	-	134.0	-	-	3.1	-	0.0	-	-	-
100.0	65.0	512.6	-	-	1209.0	-	-	9.2	-	0.0	-	-	-
100.0	70.0	1059.5	-	-	2077.5	-	-	4.7	-	0.0	-	-	-
100.0	75.0	-	-	-	485.3	-	-	-	-	-	-	-	-
100.0	80.0	40.7	-	-	0.0	-	-	0.0	-	-	-	-	-
103.0	28.5	206.3	-	-	56.1	-	171.6	-	-	7.0	-	-	-
103.0	29.0	75.6	-	-	157.4	-	23.5	-	-	34.2	-	-	-
103.0	30.0	327.2	-	-	407.0	-	10.5	-	-	95.8	-	-	-
103.0	35.0	3607.4	-	-	255.0	-	0.0	-	-	0.0	-	-	-
103.0	40.0	633.6	-	-	55.1	-	59.9	-	-	9.4	-	-	-
103.0	45.0	44.3	-	-	15.1	-	223.1	-	-	0.0	-	-	-
103.0	50.0	14.6	-	-	0.0	-	0.0	-	-	0.0	-	-	-
103.0	55.0	146.4	-	-	6.7	-	0.0	-	-	0.0	-	-	-
103.0	60.0	282.7	-	-	0.0	-	0.0	-	-	0.0	-	-	-
103.0	65.0	758.4	-	-	6.3	-	0.0	-	-	0.0	-	-	-
103.0	70.0	635.1	-	-	12.4	-	0.0	-	-	0.0	-	-	-
103.0	75.0	-	-	-	3.2	-	-	-	-	-	-	-	-
103.0	80.0	-	57.0	-	0.0	-	0.0	-	-	-	-	-	-
103.0	90.0	-	30.4	-	0.0	-	0.0	-	-	-	-	-	-

TABLE 4. (cont.)

Engraulis mordax (cont.)

STATION		JAN.	FEB.	MAR.	APR.	MAY	JUNE	JULY	AUG.	SEP.	OCT.	NOV.	DEC.
107.0	30.0	-	57.0	-	38.3	-	1.1	-	-	0.0	-	-	-
107.0	31.0	-	236.5	-	237.7	-	3.8	-	-	7.1	-	-	-
107.0	32.0	-	889.9	-	930.2	-	0.0	-	-	0.0	-	-	-
107.0	35.0	-	601.6	-	308.7	-	3.5	-	-	0.0	-	-	-
107.0	40.0	-	514.5	-	39.0	-	30.0	-	-	0.0	-	-	-
107.0	50.0	-	23.4	-	0.0	-	0.0	-	-	0.0	-	-	-
107.0	55.0	-	14.8	-	0.0	-	0.0	-	-	0.0	-	-	-
107.0	60.0	-	351.5	-	0.0	-	0.0	-	-	0.0	-	-	-
107.0	65.0	-	2.9	-	0.0	-	0.0	-	-	0.0	-	-	-
107.0	70.0	-	6.4	-	0.0	-	0.0	-	-	0.0	-	-	-
110.0	32.0	-	172.2	-	16.9	-	-	-	0.0	0.9	-	-	-
110.0	35.0	-	973.5	-	0.0	-	-	-	2.8	3.0	-	-	-
110.0	40.0	-	2182.8	-	11.4	-	-	-	0.0	0.0	-	-	-
110.0	45.0	-	2.8	-	3.2	-	-	-	0.0	0.0	-	-	-
110.0	55.0	-	2.7	-	0.0	-	-	-	5.7	0.0	-	-	-
110.0	60.0	-	0.0	-	0.0	-	-	-	2.8	0.0	-	-	-
110.0	65.0	-	5.3	-	0.0	-	-	-	0.0	0.0	-	-	-
110.0	70.0	-	14.0	-	0.0	-	-	-	0.0	-	-	-	-
113.0	28.5	-	34.3	-	2.2	-	12.9	-	-	5.6	-	-	-
113.0	29.0	-	92.5	-	3.7	-	7.2	-	-	112.1	-	-	-
113.0	30.0	-	54.6	-	5.6	-	56.6	-	427.4	8.0	-	-	-
113.0	35.0	-	6.0	-	0.0	-	3.3	-	-	3.0	-	-	-
113.0	40.0	-	11.7	-	0.0	-	0.0	-	-	0.0	-	-	-
113.0	45.0	-	271.9	-	0.0	-	6.2	-	-	0.0	-	-	-
113.0	50.0	-	27.4	-	0.0	-	0.0	-	-	0.0	-	-	-
113.0	60.0	-	35.3	-	0.0	-	0.0	-	-	0.0	-	-	-
113.0	65.0	-	3.1	-	0.0	-	0.0	-	-	-	-	-	-
113.0	70.0	-	2.7	-	24.6	-	0.0	-	-	-	-	-	-
113.0	75.0	-	-	-	3.3	-	-	-	-	-	-	-	-
113.0	80.0	-	0.0	-	15.4	-	0.0	-	-	-	-	-	-
115.0	35.0	-	507.3	-	-	-	-	-	10.4	9.4	-	-	-
117.0	24.8	-	16.8	-	30.0	-	-	466.0	-	5.8	-	-	-
117.0	25.0	-	237.5	-	399.0	-	-	899.2	-	0.0	-	-	-
117.0	26.0	-	918.4	-	484.6	-	-	245.6	-	99.9	-	-	-
117.0	30.0	-	869.9	-	97.8	-	-	35.3	-	5.2	-	-	-
117.0	35.0	-	147.6	-	780.0	-	-	0.0	-	23.4	-	-	-
117.0	40.0	-	198.3	-	128.5	-	-	0.0	-	21.8	-	-	-
117.0	45.0	-	719.3	-	2.9	-	-	33.6	-	0.0	-	-	-
117.0	50.0	-	371.2	-	247.4	-	-	0.0	-	0.0	-	-	-
117.0	55.0	-	0.0	-	32.0	-	-	72.6	-	0.0	-	-	-
117.0	60.0	-	0.0	-	0.0	-	454.3	-	-	0.0	-	-	-
117.0	75.0	-	-	-	9.1	-	-	-	-	-	-	-	-
117.0	90.0	-	0.0	-	0.0	-	3.3	-	-	-	-	-	-
118.0	39.0	-	235.6	-	2425.6	-	-	42.0	-	40.8	-	-	-
119.0	33.0	-	1729.0	-	49.3	-	-	-	316.8	111.5	-	-	-
120.0	22.5	-	3.3	-	22.1	-	-	6.2	-	0.0	-	-	-

TABLE 4. (cont.)

Engraulis mordax (cont.)

STATION		JAN.	FEB.	MAR.	APR.	MAY	JUNE	JULY	AUG.	SEP.	OCT.	NOV.	DEC.
120.0	23.0	-	0.0	-	56.4	-	-	0.0	-	7.5	-	-	-
120.0	24.0	-	1635.1	-	470.1	-	-	158.9	-	83.3	-	-	-
120.0	25.0	-	757.6	-	405.5	-	-	910.0	-	51.3	-	-	-
120.0	30.0	-	1670.4	-	783.8	-	-	565.8	-	183.6	-	-	-
120.0	35.0	-	503.3	-	823.0	-	-	850.2	-	57.5	-	-	-
120.0	40.0	-	18.6	-	387.6	-	-	967.5	-	2.7	-	-	-
120.0	45.0	-	40.3	-	24.7	-	-	-	5.7	3.0	-	-	-
120.0	50.0	-	55.3	-	106.9	-	-	-	0.0	0.0	-	-	-
120.0	55.0	-	2.8	-	83.4	-	-	-	0.0	0.0	-	-	-
120.0	60.0	-	2.9	-	5.8	-	-	-	0.0	0.0	-	-	-
120.0	65.0	-	5.6	-	0.0	-	-	-	0.0	-	-	-	-
120.0	70.0	-	2.9	-	0.0	-	-	-	0.0	-	-	-	-
120.0	80.0	-	0.0	-	6.9	-	-	-	0.0	-	-	-	-
123.0	36.0	-	37.4	-	19.3	-	-	70.4	-	3.2	-	-	-
123.0	37.0	-	85.8	-	22.1	-	-	36.0	-	0.0	-	-	-
123.0	42.0	-	1350.3	-	2230.8	-	-	0.0	110.3	0.0	-	-	-
123.0	45.0	-	756.6	-	4877.2	-	-	16.6	-	0.0	-	-	-
123.0	50.0	-	8.8	-	0.0	-	-	0.0	-	0.0	-	-	-
123.0	55.0	-	3.0	-	0.0	-	-	5.7	-	0.0	-	-	-
123.5	35.6	-	257.5	-	25.6	-	-	153.7	-	1.4	-	-	-
127.0	32.6	-	618.3	-	43.2	-	-	6.8	-	57.4	-	-	-
127.0	33.0	-	4522.9	-	169.5	-	-	8.9	-	5.2	-	-	-
127.0	34.0	-	1964.6	-	65.9	-	-	50.8	-	0.0	-	-	-
127.0	40.0	-	619.8	-	1093.0	-	-	39.8	2.7	0.0	-	-	-
127.0	45.0	-	0.0	-	0.0	-	-	67.8	-	0.0	-	-	-
130.0	25.5	-	34.0	-	12.7	-	-	-	1601.4	255.4	-	-	-
130.0	26.0	-	66.2	-	98.8	-	-	-	171.0	171.7	-	-	-
130.0	28.0	-	466.5	-	365.9	-	-	-	267.8	4.7	-	-	-
130.0	30.0	-	209.0	-	14.3	-	-	-	117.2	18.1	-	-	-
130.0	35.0	-	855.8	-	1088.9	-	-	-	198.9	0.0	-	-	-
130.0	40.0	-	3.1	-	5131.4	-	-	-	0.0	0.0	-	-	-
130.0	45.0	-	58.6	-	82.1	-	-	-	0.0	0.0	-	-	-
130.0	50.0	-	167.0	-	8.9	-	-	-	0.0	0.0	-	-	-
130.0	55.0	-	0.0	-	2.9	-	-	-	0.0	0.0	-	-	-
130.0	70.0	-	0.0	-	3.1	-	-	-	0.0	-	-	-	-
133.0	19.5	-	6.8	-	29.9	-	-	3.3	-	258.9	-	-	-
133.0	21.0	-	232.0	-	194.0	-	-	4.0	-	297.7	-	-	-
133.0	23.0	-	5777.0	-	1322.9	-	-	2.5	-	47.5	-	-	-
133.0	25.0	-	5375.7	-	577.6	-	-	24.2	-	11.8	-	-	-
133.0	30.0	-	2240.9	-	353.4	-	-	352.2	-	11.4	-	-	-
133.0	35.0	-	858.2	-	9.3	-	-	53.3	-	0.0	-	-	-
133.0	40.0	-	795.7	-	9.2	-	-	93.1	-	0.0	-	-	-
133.0	45.0	-	4523.9	-	6.0	-	-	2.7	-	0.0	-	-	-
133.0	50.0	-	662.2	-	0.0	-	-	5.2	-	0.0	-	-	-
133.0	55.0	-	11.0	-	0.0	-	-	0.0	-	-	-	-	-
137.0	20.0	-	6.2	-	534.5	-	-	-	426.3	56.4	-	-	-

TABLE 4. (cont.)

Engraulis mordax (cont.)

STATION		JAN.	FEB.	MAR.	APR.	MAY	JUNE	JULY	AUG.	SEP.	OCT.	NOV.	DEC.
137.0	21.0	-	42.2	-	244.2	-	-	-	1715.2	0.0	-	-	-
137.0	22.0	-	1587.3	-	1296.2	-	-	-	436.6	0.0	-	-	-
137.0	23.0	-	124.0	-	1267.2	-	-	-	195.7	0.0	-	-	-
137.0	30.0	-	268.0	-	183.5	-	-	-	140.8	3.0	-	-	-
137.0	35.0	-	37.3	-	12.0	-	-	-	0.0	0.0	-	-	-
137.0	40.0	-	227.9	-	15.0	-	-	-	0.0	0.0	-	-	-
137.0	45.0	-	17.4	-	3.0	-	-	-	0.0	3.0	-	-	-
137.0	55.0	-	0.0	-	0.0	-	-	-	2.8	-	-	-	-
140.0	28.8	-	230.5	-	-	-	-	-	2.4	-	-	-	-
140.0	29.0	-	704.3	-	-	-	-	-	9.8	-	-	-	-
140.0	30.0	-	1512.2	-	-	-	-	-	2.8	-	-	-	-
140.0	35.0	-	60.6	-	-	-	-	-	0.0	-	-	-	-

Argentina sialis

STATION		JAN.	FEB.	MAR.	APR.	MAY	JUNE	JULY	AUG.	SEP.	OCT.	NOV.	DEC.
83.0	43.0	5.9	-	-	0.0	-	9.5	-	-	0.0	-	-	-
83.0	55.0	0.0	-	-	0.0	-	10.0	-	-	0.0	-	-	-
87.0	35.0	2.9	-	-	0.0	-	0.0	-	-	0.0	-	-	-
90.0	28.0	13.9	-	-	0.0	-	-	0.0	-	0.0	-	-	-
90.0	32.0	5.4	-	-	0.0	-	-	0.0	-	0.0	-	-	-
93.0	27.0	0.0	-	0.0	-	-	8.6	-	-	0.0	-	-	-
93.0	28.0	15.4	-	0.0	-	-	3.2	-	-	0.0	-	-	-
93.0	30.0	3.0	-	0.0	-	-	3.1	-	-	0.0	-	-	-
93.0	40.0	0.0	-	-	3.3	-	6.3	-	-	0.0	-	-	-
97.0	29.0	0.0	-	0.0	-	-	2.6	-	-	0.0	-	-	-
97.0	30.0	2.2	-	0.0	-	-	5.6	-	-	0.0	-	-	-
97.0	32.0	0.0	-	0.0	-	-	10.1	-	-	0.0	-	-	-
97.0	40.0	3.2	-	0.0	-	-	0.0	-	-	0.0	-	-	-
100.0	55.0	3.0	-	-	0.0	-	-	0.0	-	0.0	-	-	-
103.0	29.0	0.0	-	-	1.6	-	0.0	-	-	0.0	-	-	-
107.0	31.0	-	2.2	-	0.0	-	0.0	-	-	0.0	-	-	-
107.0	32.0	-	27.8	-	6.1	-	3.4	-	-	0.0	-	-	-
113.0	30.0	-	0.0	-	0.0	-	0.0	-	1.6	0.0	-	-	-
113.0	45.0	-	0.0	-	0.0	-	9.2	-	-	0.0	-	-	-
113.0	60.0	-	0.0	-	0.0	-	3.4	-	-	0.0	-	-	-
115.0	35.0	-	2.8	-	-	-	-	-	2.6	0.0	-	-	-
117.0	25.0	-	2.6	-	0.0	-	-	0.0	-	0.0	-	-	-
117.0	30.0	-	14.5	-	29.3	-	-	2.9	-	0.0	-	-	-
117.0	35.0	-	3.1	-	0.0	-	-	2.9	-	0.0	-	-	-
117.0	40.0	-	6.1	-	6.1	-	-	2.6	-	0.0	-	-	-
117.0	45.0	-	3.0	-	0.0	-	-	3.4	-	0.0	-	-	-
117.0	50.0	-	3.2	-	2.9	-	-	0.0	-	0.0	-	-	-
118.0	39.0	-	0.0	-	9.3	-	-	22.4	-	2.7	-	-	-
119.0	33.0	-	0.0	-	0.0	-	-	-	2.2	0.0	-	-	-

TABLE 4. (cont.)

Argentina sialis (cont.)

STATION		JAN.	FEB.	MAR.	APR.	MAY	JUNE	JULY	AUG.	SEP.	OCT.	NOV.	DEC.
127.0	50.0	–	2.9	–	0.0	–	–	0.0	–	0.0	–	–	–
133.0	30.0	–	0.0	–	3.1	–	–	0.0	–	0.0	–	–	–
133.0	45.0	–	2.9	–	0.0	–	–	0.0	–	0.0	–	–	–

Microstoma microstoma

STATION		JAN.	FEB.	MAR.	APR.	MAY	JUNE	JULY	AUG.	SEP.	OCT.	NOV.	DEC.
70.0	90.0	0.0	–	–	–	–	–	2.8	–	–	–	–	–
80.0	65.0	0.0	–	–	0.0	–	–	3.0	3.0	–	–	–	–
80.0	75.0	–	–	–	–	–	–	–	–	2.7	–	–	–
80.0	80.0	3.0	–	–	0.0	–	–	0.0	–	0.0	–	–	–
87.0	70.0	3.1	–	–	0.0	–	0.0	–	–	0.0	–	–	–
90.0	70.0	0.0	–	–	0.0	–	–	0.0	–	8.9	–	–	–
90.0	80.0	0.0	–	–	6.4	–	–	0.0	–	0.0	–	–	–
90.0	100.0	0.0	–	–	3.1	–	–	0.0	–	–	–	–	–
93.0	30.0	0.0	–	0.0	–	–	3.1	–	–	0.0	–	–	–
97.0	40.0	0.0	–	0.0	–	–	3.3	–	–	0.0	–	–	–
100.0	50.0	0.0	–	–	3.0	–	–	0.0	–	0.0	–	–	–
100.0	70.0	3.1	–	–	0.0	–	–	0.0	–	0.0	–	–	–
100.0	90.0	3.0	–	–	0.0	–	–	0.0	–	–	–	–	–
103.0	65.0	0.0	–	–	3.2	–	0.0	–	–	0.0	–	–	–
103.0	80.0	–	3.0	–	0.0	–	0.0	–	–	–	–	–	–
107.0	70.0	–	3.2	–	0.0	–	0.0	–	–	0.0	–	–	–

Nansenia candida

STATION		JAN.	FEB.	MAR.	APR.	MAY	JUNE	JULY	AUG.	SEP.	OCT.	NOV.	DEC.
70.0	60.0	0.0	–	–	11.4	–	–	0.0	–	–	–	–	–
70.0	90.0	0.0	–	–	–	–	–	2.8	–	–	–	–	–
70.0	100.0	0.0	–	–	–	–	–	5.6	–	–	–	–	–
73.0	65.0	–	–	–	2.9	–	–	–	–	–	–	–	–
80.0	65.0	3.1	–	–	0.0	–	–	0.0	0.0	–	–	–	–
80.0	80.0	0.0	–	–	3.2	–	–	0.0	–	0.0	–	–	–
83.0	80.0	0.0	–	–	2.9	–	0.0	–	–	0.0	–	–	–
87.0	70.0	0.0	–	–	0.0	–	3.0	–	–	0.0	–	–	–
93.0	70.0	0.0	–	–	0.0	–	3.3	–	–	0.0	–	–	–

Nansenia crassa

STATION		JAN.	FEB.	MAR.	APR.	MAY	JUNE	JULY	AUG.	SEP.	OCT.	NOV.	DEC.
100.0	35.0	0.0	–	–	0.0	–	–	0.0	–	3.0	–	–	–
107.0	35.0	–	0.0	–	3.2	–	0.0	–	–	0.0	–	–	–
107.0	75.0	–	–	–	3.1	–	–	–	–	–	–	–	–

TABLE 4. (cont.)

Nansenia crassa (cont.)

STATION		JAN.	FEB.	MAR.	APR.	MAY	JUNE	JULY	AUG.	SEP.	OCT.	NOV.	DEC.
107.0	80.0	-	2.9	-	0.0	-	0.0	-	-	-	-	-	-
113.0	70.0	-	0.0	-	3.1	-	0.0	-	-	-	-	-	-
117.0	60.0	-	0.0	-	0.0	-	3.8	-	-	0.0	-	-	-
117.0	80.0	-	0.0	-	3.1	-	0.0	-	-	-	-	-	-
117.0	85.0	-	-	-	2.9	-	-	-	-	-	-	-	-
123.0	42.0	-	3.3	-	0.0	-	-	0.0	0.0	0.0	-	-	-
127.0	40.0	-	1.4	-	0.0	-	-	0.0	0.0	0.0	-	-	-
127.0	45.0	-	6.0	-	3.1	-	-	0.0	-	0.0	-	-	-
127.0	50.0	-	5.9	-	0.0	-	-	0.0	-	0.0	-	-	-
130.0	40.0	-	6.1	-	0.0	-	-	-	2.6	0.0	-	-	-
130.0	45.0	-	5.6	-	0.0	-	-	-	0.0	0.0	-	-	-
130.0	50.0	-	20.2	-	0.0	-	-	-	0.0	3.3	-	-	-
130.0	55.0	-	0.0	-	0.0	-	-	-	2.7	0.0	-	-	-
133.0	45.0	-	5.9	-	0.0	-	-	0.0	-	0.0	-	-	-
133.0	60.0	-	0.0	-	0.0	-	-	2.8	-	-	-	-	-
137.0	45.0	-	2.9	-	0.0	-	-	-	0.0	0.0	-	-	-

Bathylagus spp.

STATION		JAN.	FEB.	MAR.	APR.	MAY	JUNE	JULY	AUG.	SEP.	OCT.	NOV.	DEC.
67.0	55.0	10.0	-	-	0.0	-	-	0.0	-	-	-	-	-
77.0	57.0	3.0	-	-	0.0	-	-	0.0	-	-	-	-	-
80.0	60.0	7.7	-	-	0.0	-	-	0.0	0.0	-	-	-	-
83.0	43.0	0.0	-	-	2.8	-	0.0	-	-	0.0	-	-	-
93.0	30.0	0.0	-	8.6	-	-	0.0	-	-	0.0	-	-	-
118.0	39.0	-	0.0	-	0.0	-	-	0.0	-	2.7	-	-	-
123.0	50.0	-	0.0	-	0.0	-	-	5.7	-	0.0	-	-	-

Bathylagus milleri

STATION		JAN.	FEB.	MAR.	APR.	MAY	JUNE	JULY	AUG.	SEP.	OCT.	NOV.	DEC.
67.0	55.0	3.3	-	-	0.0	-	-	0.0	-	-	-	-	-

Bathylagus ochotensis

STATION		JAN.	FEB.	MAR.	APR.	MAY	JUNE	JULY	AUG.	SEP.	OCT.	NOV.	DEC.
60.0	60.0	0.0	-	-	-	-	-	5.7	-	-	-	-	-
60.0	70.0	3.2	-	-	-	-	-	2.8	-	-	-	-	-
60.0	80.0	5.1	-	-	-	-	-	0.0	-	-	-	-	-
60.0	100.0	0.0	-	-	-	-	-	2.6	-	-	-	-	-
63.0	55.0	22.2	-	-	1.9	-	-	2.8	-	-	-	-	-
63.0	60.0	13.0	-	-	10.1	-	-	0.0	-	-	-	-	-
63.0	65.0	-	-	-	17.5	-	-	-	-	-	-	-	-

TABLE 4. (cont.)

Bathylagus ochotensis (cont.)

STATION		JAN.	FEB.	MAR.	APR.	MAY	JUNE	JULY	AUG.	SEP.	OCT.	NOV.	DEC.
63.0	70.0	–	–	–	25.0	–	–	–	–	–	–	–	–
63.0	80.0	–	–	–	38.1	–	–	–	–	–	–	–	–
67.0	49.0	0.0	–	–	2.8	–	–	0.0	–	–	–	–	–
67.0	50.0	0.0	–	–	2.7	–	–	0.0	–	–	–	–	–
67.0	55.0	0.0	–	–	13.5	–	–	0.0	–	–	–	–	–
67.0	60.0	3.0	–	–	11.0	–	–	6.1	–	–	–	–	–
67.0	65.0	–	–	–	34.9	–	–	–	–	–	–	–	–
67.0	80.0	–	–	–	71.6	–	–	–	–	–	–	–	–
70.0	50.0	2.9	–	–	4.5	–	–	0.0	–	–	–	–	–
70.0	51.0	3.1	–	–	5.5	–	–	0.0	–	–	–	–	–
70.0	52.0	31.5	–	–	28.4	–	–	–	–	–	–	–	–
70.0	53.0	11.8	–	–	45.9	–	–	0.0	–	–	–	–	–
70.0	55.0	2.9	–	–	–	–	–	–	–	–	–	–	–
70.0	60.0	2.9	–	–	37.2	–	–	2.7	–	–	–	–	–
70.0	65.0	–	–	–	16.1	–	–	–	–	–	–	–	–
70.0	70.0	13.6	–	–	14.5	–	–	3.1	–	–	–	–	–
70.0	120.0	3.0	–	–	–	–	–	0.0	–	–	–	–	–
73.0	50.0	2.3	–	–	2.8	–	–	0.0	–	–	–	–	–
73.0	51.0	15.4	–	–	2.8	–	–	0.0	–	–	–	–	–
73.0	53.0	41.0	–	–	9.0	–	–	0.0	–	–	–	–	–
73.0	60.0	13.9	–	–	2.8	–	–	0.0	–	–	–	–	–
73.0	65.0	–	–	–	2.9	–	–	–	–	–	–	–	–
73.0	70.0	–	–	–	2.8	–	–	–	–	–	–	–	–
73.0	80.0	–	–	–	5.2	–	–	–	–	–	–	–	–
77.0	51.0	5.9	–	–	0.0	–	–	2.9	–	–	–	–	–
77.0	55.0	0.0	–	–	3.6	–	–	0.0	–	–	–	–	–
77.0	57.0	9.0	–	–	7.4	–	–	0.0	–	–	–	–	–
77.0	65.0	–	–	–	15.3	–	–	–	–	–	–	–	–
77.0	70.0	–	–	–	9.2	–	–	–	–	–	–	–	–
80.0	50.2	0.7	–	–	0.0	–	–	0.0	0.0	–	–	–	–
80.0	52.0	3.3	–	–	0.0	–	–	0.0	0.0	–	–	–	–
80.0	55.0	12.4	–	–	0.0	–	–	0.0	0.0	–	–	–	–
80.0	60.0	25.7	–	–	0.0	–	–	0.0	0.0	–	–	–	–
80.0	65.0	3.1	–	–	20.2	–	–	0.0	0.0	–	–	–	–
80.0	70.0	0.0	–	–	30.6	–	–	0.0	2.7	–	–	–	–
80.0	80.0	0.0	–	–	9.7	–	–	0.0	–	0.0	–	–	–
80.0	120.0	3.0	–	–	–	–	–	0.0	–	–	–	–	–
83.0	55.0	5.8	–	–	0.0	–	3.3	–	–	0.0	–	–	–
83.0	60.0	3.0	–	–	0.0	–	6.9	–	–	0.0	–	–	–
83.0	65.0	2.9	–	–	0.0	–	0.0	–	–	0.0	–	–	–
83.0	70.0	3.2	–	–	0.0	–	3.4	–	–	0.0	–	–	–
83.0	80.0	7.1	–	–	14.3	–	0.0	–	–	0.0	–	–	–
87.0	32.5	1.6	–	–	0.0	–	0.0	–	–	0.0	–	–	–
87.0	33.0	8.0	–	–	0.0	–	0.0	–	–	0.0	–	–	–
87.0	34.0	2.7	–	–	0.0	–	0.0	–	–	0.0	–	–	–
87.0	35.0	41.2	–	–	0.0	–	3.1	–	–	0.0	–	–	–

TABLE 4. (cont.)

Bathylagus ochotensis (cont.)

STATION		JAN.	FEB.	MAR.	APR.	MAY	JUNE	JULY	AUG.	SEP.	OCT.	NOV.	DEC.
87.0	40.0	14.3	–	–	0.0	–	0.0	–	–	0.0	–	–	–
87.0	55.0	6.0	–	–	0.0	–	6.5	–	–	0.0	–	–	–
87.0	70.0	3.1	–	–	0.0	–	0.0	–	–	0.0	–	–	–
87.0	80.0	12.1	–	–	3.0	–	0.0	–	–	0.0	–	–	–
87.0	90.0	0.0	–	–	2.8	–	0.0	–	–	–	–	–	–
90.0	28.0	2.8	–	–	0.0	–	–	0.0	–	0.0	–	–	–
90.0	32.0	2.7	–	–	0.0	–	–	0.0	–	0.0	–	–	–
90.0	37.0	3.0	–	–	0.0	–	–	0.0	–	0.0	–	–	–
90.0	53.0	16.1	–	–	0.0	–	–	0.0	–	0.0	–	–	–
90.0	60.0	0.0	–	–	3.3	–	–	0.0	–	0.0	–	–	–
90.0	65.0	0.0	–	–	2.9	–	–	0.0	–	0.0	–	–	–
90.0	70.0	3.1	–	–	0.0	–	–	0.0	–	0.0	–	–	–
90.0	80.0	2.7	–	–	0.0	–	–	0.0	–	0.0	–	–	–
93.0	30.0	12.2	–	0.0	–	–	0.0	–	–	0.0	–	–	–
93.0	35.0	21.0	–	0.0	–	–	0.0	–	–	0.0	–	–	–
93.0	40.0	12.0	–	–	0.0	–	3.2	–	–	0.0	–	–	–
93.0	45.0	6.1	–	–	0.0	–	0.0	–	–	0.0	–	–	–
93.0	50.0	3.1	–	–	0.0	–	0.0	–	–	0.0	–	–	–
93.0	55.0	0.0	–	–	4.2	–	3.3	–	–	0.0	–	–	–
93.0	70.0	0.0	–	–	0.0	–	6.6	–	–	0.0	–	–	–
97.0	29.0	1.9	–	0.0	–	–	0.0	–	–	0.0	–	–	–
97.0	30.0	2.2	–	0.0	–	–	0.0	–	–	0.0	–	–	–
97.0	32.0	6.2	–	0.0	–	–	0.0	–	–	0.0	–	–	–
97.0	40.0	0.0	–	0.0	–	–	3.3	–	–	0.0	–	–	–
97.0	45.0	6.1	–	0.0	–	–	0.0	–	–	0.0	–	–	–
97.0	50.0	15.8	–	0.0	–	–	0.0	–	–	0.0	–	–	–
97.0	55.0	3.0	–	–	–	–	0.0	–	–	0.0	–	–	–
97.0	65.0	15.3	–	0.0	–	–	0.0	–	–	0.0	–	–	–
97.0	70.0	5.9	–	–	–	–	0.0	–	–	0.0	–	–	–
100.0	55.0	3.0	–	–	9.1	–	–	0.0	–	0.0	–	–	–
100.0	60.0	3.0	–	–	0.0	–	–	0.0	–	0.0	–	–	–
100.0	65.0	3.0	–	–	0.0	–	–	0.0	–	0.0	–	–	–
100.0	70.0	27.7	–	–	0.0	–	–	0.0	–	0.0	–	–	–
103.0	55.0	5.7	–	–	0.0	–	0.0	–	–	0.0	–	–	–
103.0	70.0	3.0	–	–	0.0	–	0.0	–	–	0.0	–	–	–
103.0	85.0	–	–	–	2.9	–	–	–	–	–	–	–	–
107.0	31.0	–	2.2	–	0.0	–	0.0	–	–	0.0	–	–	–
107.0	32.0	–	3.1	–	0.0	–	0.0	–	–	0.0	–	–	–
107.0	35.0	–	0.0	–	3.2	–	0.0	–	–	0.0	–	–	–
107.0	40.0	–	2.9	–	0.0	–	0.0	–	–	0.0	–	–	–
107.0	60.0	–	6.1	–	0.0	–	0.0	–	–	0.0	–	–	–
110.0	65.0	–	2.7	–	0.0	–	–	–	0.0	0.0	–	–	–

TABLE 4. (cont.)

Bathylagus pacificus

STATION	JAN.	FEB.	MAR.	APR.	MAY	JUNE	JULY	AUG.	SEP.	OCT.	NOV.	DEC.
60.0 70.0	3.2	–	–	–	–	–	0.0	–	–	–	–	–
63.0 80.0	–	–	–	5.9	–	–	–	–	–	–	–	–
80.0 60.0	2.6	–	–	0.0	–	–	0.0	0.0	–	–	–	–

Bathylagus wesethi

STATION	JAN.	FEB.	MAR.	APR.	MAY	JUNE	JULY	AUG.	SEP.	OCT.	NOV.	DEC.
60.0 140.0	0.0	–	–	–	–	–	28.7	–	–	–	–	–
60.0 160.0	0.0	–	–	–	–	–	11.4	–	–	–	–	–
60.0 180.0	0.0	–	–	–	–	–	8.1	–	–	–	–	–
70.0 53.0	0.0	–	–	0.0	–	–	2.9	–	–	–	–	–
70.0 90.0	0.0	–	–	–	–	–	11.0	–	–	–	–	–
70.0 100.0	0.0	–	–	–	–	–	13.9	–	–	–	–	–
70.0 120.0	0.0	–	–	–	–	–	11.0	–	–	–	–	–
70.0 160.0	3.0	–	–	–	–	–	–	–	–	–	–	–
73.0 60.0	0.0	–	–	0.0	–	–	5.6	–	–	–	–	–
80.0 60.0	0.0	–	–	0.0	–	–	16.8	0.0	–	–	–	–
80.0 65.0	0.0	–	–	0.0	–	–	8.9	0.0	–	–	–	–
80.0 70.0	0.0	–	–	0.0	–	–	12.3	0.0	–	–	–	–
80.0 80.0	0.0	–	–	0.0	–	–	5.9	–	0.0	–	–	–
80.0 90.0	0.0	–	–	–	–	–	11.2	–	–	–	–	–
80.0 100.0	0.0	–	–	–	–	–	3.0	–	–	–	–	–
80.0 120.0	0.0	–	–	–	–	–	26.6	–	–	–	–	–
83.0 90.0	0.0	–	–	–	–	22.5	–	–	–	–	–	–
87.0 55.0	0.0	–	–	0.0	–	3.3	–	–	0.0	–	–	–
87.0 60.0	0.0	–	–	0.0	–	3.3	–	–	0.0	–	–	–
87.0 65.0	0.0	–	–	0.0	–	32.0	–	–	0.0	–	–	–
87.0 70.0	0.0	–	–	28.9	–	30.4	–	–	0.0	–	–	–
87.0 80.0	0.0	–	–	9.0	–	88.0	–	–	0.0	–	–	–
87.0 90.0	0.0	–	–	11.3	–	37.4	–	–	–	–	–	–
87.0 100.0	–	–	–	31.2	–	–	–	–	–	–	–	–
90.0 60.0	0.0	–	–	3.3	–	–	0.0	–	0.0	–	–	–
90.0 65.0	0.0	–	–	11.8	–	–	2.7	–	3.0	–	–	–
90.0 70.0	0.0	–	–	65.3	–	–	0.0	–	17.8	–	–	–
90.0 80.0	0.0	–	–	80.5	–	–	5.2	–	0.0	–	–	–
90.0 90.0	0.0	–	–	19.2	–	–	2.3	–	12.3	–	–	–
90.0 100.0	0.0	–	–	0.0	–	–	24.7	–	–	–	–	–
90.0 120.0	0.0	–	–	–	–	–	2.7	–	–	–	–	–
90.0 160.0	0.0	–	–	–	–	–	5.2	–	–	–	–	–
93.0 50.0	0.0	–	–	0.0	–	6.6	–	–	0.0	–	–	–
93.0 55.0	0.0	–	–	0.0	–	3.3	–	–	0.0	–	–	–
93.0 60.0	0.0	–	–	0.0	–	3.3	–	–	0.0	–	–	–
93.0 65.0	0.0	–	–	0.0	–	6.5	–	–	0.0	–	–	–
93.0 70.0	0.0	–	–	0.0	–	6.6	–	–	0.0	–	–	–
93.0 80.0	0.0	–	–	50.7	–	15.8	–	–	32.3	–	–	–

TABLE 4. (cont.)

Bathylagus wesethi (cont.)

STATION		JAN.	FEB.	MAR.	APR.	MAY	JUNE	JULY	AUG.	SEP.	OCT.	NOV.	DEC.
93.0	85.0	–	–	–	–	–	–	–	–	29.9	–	–	–
93.0	90.0	0.0	–	–	73.9	–	15.7	–	–	45.6	–	–	–
93.0	100.0	–	–	–	87.7	–	–	–	–	–	–	–	–
97.0	29.0	0.0	–	0.0	–	–	0.0	–	–	2.4	–	–	–
97.0	35.0	0.0	–	0.0	–	–	9.8	–	–	2.9	–	–	–
97.0	40.0	0.0	–	6.4	–	–	0.0	–	–	6.1	–	–	–
97.0	45.0	0.0	–	6.9	–	–	0.0	–	–	3.0	–	–	–
97.0	50.0	0.0	–	0.0	–	–	26.6	–	–	0.0	–	–	–
97.0	55.0	0.0	–	–	–	–	15.1	–	–	0.0	–	–	–
97.0	60.0	0.0	–	–	–	–	25.1	–	–	0.0	–	–	–
97.0	65.0	0.0	–	0.0	–	–	35.4	–	–	0.0	–	–	–
97.0	70.0	0.0	–	–	–	–	58.5	–	–	0.0	–	–	–
97.0	75.0	–	–	–	0.0	–	–	–	–	3.2	–	–	–
97.0	80.0	3.3	–	–	–	–	45.1	–	–	37.7	–	–	–
97.0	85.0	–	–	–	39.4	–	–	–	–	–	–	–	–
97.0	90.0	0.0	–	–	–	–	9.3	–	–	–	–	–	–
97.0	95.0	–	–	–	10.9	–	–	–	–	–	–	–	–
97.0	100.0	–	–	–	10.5	–	–	–	–	–	–	–	–
100.0	30.0	0.0	–	–	0.0	–	–	0.0	–	2.8	–	–	–
100.0	35.0	0.0	–	–	0.0	–	–	2.8	–	3.0	–	–	–
100.0	40.0	0.0	–	–	6.4	–	–	35.9	–	0.0	–	–	–
100.0	45.0	0.0	–	–	9.1	–	–	5.9	–	6.2	–	–	–
100.0	50.0	0.0	–	–	12.0	–	–	0.0	–	0.0	–	–	–
100.0	55.0	0.0	–	–	42.3	–	–	0.0	–	3.0	–	–	–
100.0	60.0	0.0	–	–	20.1	–	–	3.1	–	2.9	–	–	–
100.0	65.0	0.0	–	–	12.8	–	–	3.1	–	15.1	–	–	–
100.0	70.0	0.0	–	–	3.3	–	–	4.7	–	24.7	–	–	–
100.0	75.0	–	–	–	16.9	–	–	–	–	–	–	–	–
100.0	80.0	0.0	–	–	33.4	–	–	0.0	–	–	–	–	–
100.0	85.0	–	–	–	20.7	–	–	–	–	–	–	–	–
100.0	90.0	0.0	–	–	36.4	–	–	2.9	–	–	–	–	–
100.0	100.0	–	0.0	–	–	–	–	3.0	–	–	–	–	–
103.0	45.0	0.0	–	–	12.1	–	0.0	–	–	0.0	–	–	–
103.0	50.0	0.0	–	–	72.4	–	29.4	–	–	6.3	–	–	–
103.0	55.0	0.0	–	–	16.6	–	16.8	–	–	6.2	–	–	–
103.0	60.0	0.0	–	–	0.0	–	9.9	–	–	21.6	–	–	–
103.0	65.0	0.0	–	–	37.8	–	13.2	–	–	12.8	–	–	–
103.0	70.0	0.0	–	–	87.1	–	20.2	–	–	31.9	–	–	–
103.0	75.0	–	–	–	127.6	–	–	–	–	–	–	–	–
103.0	80.0	–	0.0	–	80.2	–	0.0	–	–	–	–	–	–
103.0	85.0	–	–	–	40.6	–	–	–	–	–	–	–	–
103.0	90.0	–	0.0	–	34.7	–	0.0	–	–	–	–	–	–
105.0	140.0	–	0.0	–	–	–	–	2.8	–	–	–	–	–
107.0	45.0	–	0.0	–	23.8	–	10.4	–	–	3.3	–	–	–
107.0	50.0	–	0.0	–	6.0	–	6.7	–	–	16.0	–	–	–
107.0	55.0	–	0.0	–	0.0	–	0.0	–	–	12.2	–	–	–

TABLE 4. (cont.)

Bathylagus wesethi (cont.)

STATION		JAN.	FEB.	MAR.	APR.	MAY	JUNE	JULY	AUG.	SEP.	OCT.	NOV.	DEC.
107.0	60.0	–	0.0	–	0.0	–	0.0	–	–	3.0	–	–	–
107.0	65.0	–	0.0	–	3.1	–	15.9	–	–	23.0	–	–	–
107.0	70.0	–	0.0	–	3.1	–	3.1	–	–	33.3	–	–	–
107.0	75.0	–	–	–	9.2	–	–	–	–	–	–	–	–
107.0	80.0	–	2.9	–	0.0	–	35.4	–	–	–	–	–	–
107.0	85.0	–	–	–	2.9	–	–	–	–	–	–	–	–
107.0	90.0	–	0.0	–	58.1	–	0.0	–	–	–	–	–	–
110.0	32.0	–	0.0	–	0.0	–	–	–	1.5	0.0	–	–	–
110.0	35.0	–	0.0	–	0.0	–	–	–	22.8	0.0	–	–	–
110.0	40.0	–	0.0	–	0.0	–	–	–	47.9	0.0	–	–	–
110.0	45.0	–	0.0	–	3.2	–	–	–	5.1	6.7	–	–	–
110.0	50.0	–	0.0	–	5.6	–	–	–	0.0	0.0	–	–	–
110.0	55.0	–	0.0	–	3.0	–	–	–	0.0	15.3	–	–	–
110.0	60.0	–	0.0	–	3.0	–	–	–	0.0	3.0	–	–	–
110.0	65.0	–	0.0	–	0.0	–	–	–	0.0	3.1	–	–	–
110.0	75.0	–	–	–	3.2	–	–	–	–	–	–	–	–
110.0	80.0	–	0.0	–	0.0	–	–	2.7	–	–	–	–	–
110.0	90.0	–	0.0	–	0.0	–	–	2.8	–	–	–	–	–
113.0	40.0	–	0.0	–	0.0	–	0.0	–	–	3.1	–	–	–
113.0	45.0	–	0.0	–	3.1	–	0.0	–	–	14.8	–	–	–
113.0	50.0	–	0.0	–	3.1	–	0.0	–	–	21.0	–	–	–
113.0	55.0	–	0.0	–	3.6	–	0.0	–	–	3.0	–	–	–
113.0	60.0	–	0.0	–	0.0	–	3.4	–	–	2.9	–	–	–
113.0	65.0	–	0.0	–	3.3	–	6.1	–	–	–	–	–	–
113.0	70.0	–	0.0	–	6.2	–	6.8	–	–	–	–	–	–
113.0	80.0	–	0.0	–	0.0	–	6.9	–	–	–	–	–	–
113.0	85.0	–	–	–	3.0	–	–	–	–	–	–	–	–
113.0	90.0	–	0.0	–	3.4	–	0.0	–	–	–	–	–	–
117.0	30.0	–	0.0	–	0.0	–	–	2.9	–	0.0	–	–	–
117.0	40.0	–	0.0	–	0.0	–	–	2.6	–	3.1	–	–	–
117.0	45.0	–	0.0	–	0.0	–	–	0.0	–	8.7	–	–	–
117.0	50.0	–	0.0	–	0.0	–	–	16.6	–	50.4	–	–	–
117.0	55.0	–	0.0	–	0.0	–	–	0.0	–	26.2	–	–	–
117.0	60.0	–	0.0	–	2.9	–	0.0	–	–	6.1	–	–	–
117.0	65.0	–	0.0	–	0.0	–	6.7	–	–	–	–	–	–
117.0	70.0	–	0.0	–	0.0	–	12.4	–	–	–	–	–	–
117.0	80.0	–	0.0	–	0.0	–	3.3	–	–	–	–	–	–
117.0	90.0	–	0.0	–	5.6	–	0.0	–	–	–	–	–	–
120.0	45.0	–	0.0	–	0.0	–	–	–	2.9	0.0	–	–	–
120.0	50.0	–	0.0	–	0.0	–	–	–	3.0	0.0	–	–	–
120.0	55.0	–	0.0	–	0.0	–	–	–	20.5	0.0	–	–	–
120.0	60.0	–	0.0	–	0.0	–	–	–	28.2	3.1	–	–	–
120.0	70.0	–	0.0	–	3.3	–	–	–	17.0	–	–	–	–
120.0	75.0	–	–	–	3.1	–	–	–	–	–	–	–	–
120.0	80.0	–	0.0	–	6.9	–	–	–	8.1	–	–	–	–
123.0	42.0	–	0.0	–	2.9	–	–	0.0	3.2	0.0	–	–	–

TABLE 4. (cont.)

Bathylagus wesethi (cont.)

STATION		JAN.	FEB.	MAR.	APR.	MAY	JUNE	JULY	AUG.	SEP.	OCT.	NOV.	DEC.
123.0	45.0	–	0.0	–	0.0	–	–	3.3	–	0.0	–	–	–
123.0	50.0	–	2.9	–	0.0	–	–	0.0	–	0.0	–	–	–
123.0	55.0	–	0.0	–	0.0	–	–	5.7	–	0.0	–	–	–
123.0	60.0	–	0.0	–	–	–	–	5.5	–	9.3	–	–	–
123.0	65.0	–	0.0	–	0.0	–	–	5.6	–	–	–	–	–
123.0	70.0	–	0.0	–	0.0	–	–	5.5	–	–	–	–	–
123.0	80.0	–	0.0	–	0.0	–	–	16.9	–	–	–	–	–
127.0	40.0	–	0.0	–	11.9	–	–	0.0	0.0	0.0	–	–	–
127.0	45.0	–	0.0	–	3.1	–	–	3.2	–	0.0	–	–	–
127.0	50.0	–	0.0	–	0.0	–	–	2.9	–	0.0	–	–	–
127.0	60.0	–	2.7	–	0.0	–	–	2.9	–	0.0	–	–	–
127.0	65.0	–	2.9	–	0.0	–	–	2.9	–	–	–	–	–
130.0	35.0	–	3.3	–	3.1	–	–	–	0.0	0.0	–	–	–
130.0	40.0	–	0.0	–	6.3	–	–	–	0.0	0.0	–	–	–
130.0	45.0	–	0.0	–	3.0	–	–	–	0.0	0.0	–	–	–
130.0	50.0	–	0.0	–	0.0	–	–	–	2.7	0.0	–	–	–
130.0	55.0	–	0.0	–	0.0	–	–	–	13.7	0.0	–	–	–
130.0	60.0	–	0.0	–	0.0	–	–	–	67.4	0.0	–	–	–
133.0	50.0	–	0.0	–	3.0	–	–	0.0	–	0.0	–	–	–
137.0	60.0	–	–	–	3.1	–	–	–	0.0	–	–	–	–

Leuroglossus stilbius

STATION		JAN.	FEB.	MAR.	APR.	MAY	JUNE	JULY	AUG.	SEP.	OCT.	NOV.	DEC.
60.0	60.0	13.3	–	–	–	–	–	0.0	–	–	–	–	–
63.0	55.0	76.1	–	–	3.7	–	–	0.0	–	–	–	–	–
63.0	60.0	32.6	–	–	2.5	–	–	2.8	–	–	–	–	–
63.0	65.0	–	–	–	2.9	–	–	–	–	–	–	–	–
63.0	70.0	–	–	–	2.3	–	–	–	–	–	–	–	–
63.0	80.0	–	–	–	8.8	–	–	–	–	–	–	–	–
67.0	50.0	0.0	–	–	2.7	–	–	0.0	–	–	–	–	–
67.0	55.0	6.6	–	–	2.7	–	–	0.0	–	–	–	–	–
67.0	60.0	60.2	–	–	16.5	–	–	3.0	–	–	–	–	–
67.0	65.0	–	–	–	2.9	–	–	–	–	–	–	–	–
67.0	70.0	–	–	–	25.6	–	–	–	–	–	–	–	–
67.0	80.0	–	–	–	10.6	–	–	–	–	–	–	–	–
70.0	50.0	0.0	–	–	0.0	–	–	3.1	–	–	–	–	–
70.0	51.0	70.6	–	–	5.5	–	–	0.0	–	–	–	–	–
70.0	52.0	132.3	–	–	15.5	–	–	–	–	–	–	–	–
70.0	53.0	73.8	–	–	16.2	–	–	0.0	–	–	–	–	–
70.0	55.0	60.9	–	–	–	–	–	–	–	–	–	–	–
70.0	60.0	0.0	–	–	2.9	–	–	0.0	–	–	–	–	–
70.0	65.0	–	–	–	8.1	–	–	–	–	–	–	–	–
70.0	70.0	8.1	–	–	8.7	–	–	0.0	–	–	–	–	–
70.0	80.0	0.0	–	–	2.7	–	–	0.0	–	–	–	–	–

TABLE 4. (cont.)

Leuroglossus stilbius (cont.)

STATION		JAN.	FEB.	MAR.	APR.	MAY	JUNE	JULY	AUG.	SEP.	OCT.	NOV.	DEC.
73.0	51.0	9.3	–	–	5.6	–	–	3.2	–	–	–	–	–
73.0	53.0	384.9	–	–	6.0	–	–	5.6	–	–	–	–	–
73.0	60.0	5.6	–	–	14.1	–	–	2.8	–	–	–	–	–
73.0	80.0	–	–	–	7.8	–	–	–	–	–	–	–	–
77.0	47.6	2.8	–	–	0.0	–	–	0.0	–	–	–	–	–
77.0	51.0	133.6	–	–	0.0	–	–	8.6	–	–	–	–	–
77.0	55.0	28.8	–	–	7.2	–	–	3.1	–	–	–	–	–
77.0	57.0	98.7	–	–	2.5	–	–	2.8	–	–	–	–	–
77.0	60.0	–	–	–	15.7	–	–	–	–	–	–	–	–
77.0	65.0	–	–	–	71.4	–	–	–	–	–	–	–	–
77.0	70.0	–	–	–	2.3	–	–	–	–	–	–	–	–
77.0	80.0	–	–	–	5.7	–	–	–	–	–	–	–	–
80.0	50.2	2.5	–	–	0.8	–	–	0.0	0.0	–	–	–	–
80.0	51.0	322.3	–	–	0.0	–	–	0.0	0.0	–	–	–	–
80.0	52.0	177.7	–	–	3.3	–	–	2.2	0.0	–	–	–	–
80.0	55.0	267.5	–	–	35.2	–	–	0.0	0.0	–	–	–	–
80.0	60.0	43.7	–	–	74.6	–	–	2.8	0.0	–	–	–	–
80.0	65.0	0.0	–	–	40.4	–	–	3.0	0.0	–	–	–	–
80.0	70.0	0.0	–	–	85.0	–	–	0.0	0.0	–	–	–	–
80.0	80.0	0.0	–	–	29.0	–	–	0.0	–	0.0	–	–	–
82.0	47.0	368.9	–	–	24.8	–	0.0	–	0.0	–	–	–	–
83.0	43.0	74.0	–	–	33.6	–	22.1	–	–	0.0	–	–	–
83.0	51.0	11.8	–	–	2.6	–	3.2	–	–	0.0	–	–	–
83.0	55.0	176.9	–	–	0.0	–	6.6	–	–	0.0	–	–	–
83.0	60.0	179.4	–	–	12.0	–	51.8	–	–	0.0	–	–	–
83.0	65.0	232.5	–	–	2.9	–	13.2	–	–	0.0	–	–	–
83.0	70.0	16.0	–	–	3.2	–	27.0	–	–	0.0	–	–	–
83.0	80.0	7.1	–	–	23.0	–	8.1	–	–	0.0	–	–	–
83.0	90.0	0.0	–	–	–	–	3.2	–	–	–	–	–	–
87.0	32.5	15.8	–	–	0.0	–	0.0	–	–	0.0	–	–	–
87.0	33.0	19.9	–	–	0.0	–	0.0	–	–	0.0	–	–	–
87.0	34.0	285.7	–	–	0.0	–	2.6	–	–	0.0	–	–	–
87.0	35.0	1129.0	–	–	20.5	–	9.2	–	–	0.0	–	–	–
87.0	40.0	892.0	–	–	91.1	–	6.6	–	–	0.0	–	–	–
87.0	45.0	541.6	–	–	17.1	–	0.0	–	–	0.0	–	–	–
87.0	50.0	98.5	–	–	9.2	–	13.6	–	–	0.0	–	–	–
87.0	55.0	759.9	–	–	5.6	–	42.5	–	–	0.0	–	–	–
87.0	60.0	0.0	–	–	23.9	–	6.5	–	–	0.0	–	–	–
87.0	65.0	0.0	–	–	2.7	–	0.0	–	–	0.0	–	–	–
87.0	80.0	3.0	–	–	6.0	–	0.0	–	–	0.0	–	–	–
87.0	90.0	3.0	–	–	2.8	–	0.0	–	–	–	–	–	–
90.0	27.5	14.3	–	–	3.3	–	–	0.0	–	0.0	–	–	–
90.0	28.0	440.8	–	–	12.2	–	–	0.0	–	0.0	–	–	–
90.0	32.0	348.3	–	–	24.4	–	–	0.0	–	0.0	–	–	–
90.0	37.0	624.9	–	–	64.9	–	–	0.0	–	0.0	–	–	–
90.0	45.0	332.7	–	–	6.3	–	–	0.0	–	0.0	–	–	–

TABLE 4. (cont.)

Leuroglossus stilbius (cont.)

STATION		JAN.	FEB.	MAR.	APR.	MAY	JUNE	JULY	AUG.	SEP.	OCT.	NOV.	DEC.
90.0	53.0	232.6	–	–	39.8	–	–	0.0	–	0.0	–	–	–
90.0	60.0	6.0	–	–	0.0	–	–	0.0	–	0.0	–	–	–
90.0	65.0	0.0	–	–	5.9	–	–	0.0	–	0.0	–	–	–
90.0	80.0	0.0	–	–	3.2	–	–	0.0	–	0.0	–	–	–
90.0	90.0	0.0	–	–	3.2	–	–	0.0	–	0.0	–	–	–
90.0	100.0	0.0	–	–	6.2	–	–	0.0	–	–	–	–	–
93.0	27.0	0.0	–	11.9	–	–	11.5	–	–	0.0	–	–	–
93.0	28.0	52.5	–	23.2	–	–	19.3	–	–	0.0	–	–	–
93.0	30.0	653.6	–	37.3	–	–	9.2	–	–	0.0	–	–	–
93.0	35.0	432.0	–	11.6	–	–	6.1	–	–	0.0	–	–	–
93.0	40.0	57.2	–	–	52.6	–	6.3	–	–	0.0	–	–	–
93.0	45.0	483.4	–	–	22.3	–	3.3	–	–	0.0	–	–	–
93.0	50.0	186.6	–	–	17.3	–	6.6	–	–	0.0	–	–	–
93.0	55.0	128.9	–	–	70.7	–	3.3	–	–	0.0	–	–	–
93.0	60.0	3.0	–	–	47.3	–	6.7	–	–	0.0	–	–	–
93.0	65.0	3.2	–	–	113.2	–	0.0	–	–	0.0	–	–	–
93.0	70.0	0.0	–	–	63.3	–	13.2	–	–	0.0	–	–	–
93.0	80.0	0.0	–	–	9.5	–	3.2	–	–	0.0	–	–	–
96.8	28.7	31.9	–	0.0	–	–	0.0	–	–	0.0	–	–	–
97.0	29.0	48.6	–	0.0	–	–	0.0	–	–	0.0	–	–	–
97.0	30.0	118.8	–	0.0	–	–	0.0	–	–	0.0	–	–	–
97.0	32.0	259.0	–	0.0	–	–	20.2	–	–	0.0	–	–	–
97.0	35.0	86.0	–	22.1	–	–	3.3	–	–	0.0	–	–	–
97.0	40.0	167.0	–	9.6	–	–	29.4	–	–	0.0	–	–	–
97.0	45.0	212.8	–	10.4	–	–	9.5	–	–	0.0	–	–	–
97.0	50.0	182.7	–	41.9	–	–	0.0	–	–	0.0	–	–	–
97.0	55.0	39.0	–	–	–	–	0.0	–	–	0.0	–	–	–
97.0	60.0	14.8	–	–	–	–	0.0	–	–	0.0	–	–	–
97.0	65.0	95.2	–	79.3	–	–	3.0	–	–	0.0	–	–	–
97.0	70.0	41.3	–	–	–	–	0.0	–	–	0.0	–	–	–
97.0	75.0	–	–	–	31.1	–	–	–	–	0.0	–	–	–
97.0	85.0	–	–	–	3.6	–	–	–	–	–	–	–	–
100.0	29.0	56.3	–	–	8.7	–	–	0.0	–	0.0	–	–	–
100.0	30.0	30.9	–	–	32.1	–	–	2.5	–	0.0	–	–	–
100.0	35.0	11.7	–	–	9.5	–	–	0.0	–	0.0	–	–	–
100.0	40.0	5.9	–	–	6.4	–	–	0.0	–	0.0	–	–	–
100.0	45.0	49.8	–	–	20.4	–	–	0.0	–	0.0	–	–	–
100.0	50.0	97.7	–	–	60.2	–	–	0.0	–	0.0	–	–	–
100.0	55.0	36.4	–	–	18.1	–	–	0.0	–	0.0	–	–	–
100.0	60.0	44.7	–	–	16.8	–	–	0.0	–	0.0	–	–	–
100.0	65.0	80.5	–	–	35.1	–	–	0.0	–	0.0	–	–	–
100.0	70.0	123.2	–	–	3.3	–	–	0.0	–	0.0	–	–	–
100.0	75.0	–	–	–	10.1	–	–	–	–	–	–	–	–
100.0	80.0	5.8	–	–	0.0	–	–	0.0	–	–	–	–	–
103.0	35.0	41.2	–	–	84.0	–	0.0	–	–	0.0	–	–	–
103.0	40.0	20.4	–	–	85.7	–	6.7	–	–	0.0	–	–	–

TABLE 4. (cont.)

Leuroglossus stilbius (cont.)

STATION		JAN.	FEB.	MAR.	APR.	MAY	JUNE	JULY	AUG.	SEP.	OCT.	NOV.	DEC.
103.0	45.0	5.9	–	–	9.1	–	3.4	–	–	0.0	–	–	–
103.0	50.0	0.0	–	–	13.2	–	0.0	–	–	0.0	–	–	–
103.0	55.0	51.7	–	–	0.0	–	0.0	–	–	0.0	–	–	–
103.0	60.0	12.2	–	–	0.0	–	0.0	–	–	0.0	–	–	–
103.0	65.0	2.8	–	–	9.5	–	0.0	–	–	0.0	–	–	–
103.0	70.0	12.0	–	–	24.9	–	0.0	–	–	0.0	–	–	–
103.0	75.0	–	–	–	3.2	–	–	–	–	–	–	–	–
103.0	80.0	–	6.0	–	3.0	–	0.0	–	–	–	–	–	–
103.0	85.0	–	–	–	11.6	–	–	–	–	–	–	–	–
103.0	90.0	–	0.0	–	3.2	–	0.0	–	–	–	–	–	–
107.0	30.0	–	33.0	–	0.0	–	0.0	–	–	0.0	–	–	–
107.0	31.0	–	167.7	–	17.0	–	0.0	–	–	0.0	–	–	–
107.0	32.0	–	750.9	–	122.4	–	0.0	–	–	0.0	–	–	–
107.0	35.0	–	131.2	–	94.5	–	0.0	–	–	0.0	–	–	–
107.0	40.0	–	161.7	–	15.0	–	0.0	–	–	0.0	–	–	–
107.0	50.0	–	5.9	–	0.0	–	0.0	–	–	0.0	–	–	–
107.0	55.0	–	3.0	–	0.0	–	0.0	–	–	0.0	–	–	–
107.0	60.0	–	12.1	–	0.0	–	0.0	–	–	0.0	–	–	–
110.0	32.0	–	0.7	–	0.0	–	–	–	0.0	0.0	–	–	–
110.0	35.0	–	8.5	–	3.1	–	–	–	0.0	0.0	–	–	–
110.0	40.0	–	119.1	–	8.6	–	–	–	0.0	0.0	–	–	–
110.0	45.0	–	0.0	–	3.2	–	–	–	0.0	0.0	–	–	–
110.0	50.0	–	2.8	–	0.0	–	–	–	0.0	0.0	–	–	–
110.0	55.0	–	0.0	–	3.0	–	–	–	0.0	0.0	–	–	–
110.0	65.0	–	2.7	–	0.0	–	–	–	0.0	0.0	–	–	–
113.0	35.0	–	0.0	–	0.0	–	3.3	–	–	0.0	–	–	–
113.0	40.0	–	26.4	–	0.0	–	0.0	–	–	0.0	–	–	–
113.0	45.0	–	40.2	–	0.0	–	0.0	–	–	0.0	–	–	–
113.0	50.0	–	9.1	–	0.0	–	0.0	–	–	0.0	–	–	–
113.0	55.0	–	3.0	–	0.0	–	3.0	–	–	0.0	–	–	–
113.0	65.0	–	3.1	–	0.0	–	0.0	–	–	–	–	–	–
115.0	35.0	–	11.4	–	–	–	–	–	0.0	0.0	–	–	–
117.0	25.0	–	2.6	–	0.0	–	–	0.0	–	0.0	–	–	–
117.0	30.0	–	5.8	–	0.0	–	–	0.0	–	0.0	–	–	–
117.0	35.0	–	22.0	–	6.5	–	–	0.0	–	0.0	–	–	–
117.0	45.0	–	91.8	–	0.0	–	–	0.0	–	0.0	–	–	–
117.0	50.0	–	41.6	–	14.6	–	–	0.0	–	0.0	–	–	–
118.0	39.0	–	6.2	–	9.3	–	–	0.0	–	0.0	–	–	–
120.0	22.5	–	1.6	–	0.0	–	–	0.0	–	0.0	–	–	–
120.0	45.0	–	8.6	–	0.0	–	–	–	0.0	0.0	–	–	–
120.0	50.0	–	0.0	–	5.9	–	–	–	0.0	0.0	–	–	–
123.0	37.0	–	0.0	–	0.0	–	–	2.3	–	0.0	–	–	–
123.0	42.0	–	4.4	–	0.0	–	–	0.0	0.0	0.0	–	–	–
123.0	45.0	–	0.0	–	5.8	–	–	0.0	–	0.0	–	–	–
127.0	32.6	–	1.5	–	0.0	–	–	0.0	–	0.0	–	–	–
127.0	40.0	–	2.9	–	3.0	–	–	0.0	0.0	0.0	–	–	–

TABLE 4. (cont.)

Leuroglossus stilbius (cont.)

STATION		JAN.	FEB.	MAR.	APR.	MAY	JUNE	JULY	AUG.	SEP.	OCT.	NOV.	DEC.
127.0	45.0	–	0.0	–	0.0	–	–	3.2	–	0.0	–	–	–
130.0	25.5	–	0.6	–	0.0	–	–	–	0.0	0.0	–	–	–
130.0	35.0	–	6.7	–	0.0	–	–	–	0.0	0.0	–	–	–
130.0	50.0	–	20.2	–	0.0	–	–	–	0.0	0.0	–	–	–
133.0	30.0	–	0.0	–	15.5	–	–	5.9	–	0.0	–	–	–
133.0	35.0	–	5.8	–	3.1	–	–	0.0	–	0.0	–	–	–
133.0	45.0	–	82.0	–	0.0	–	–	0.0	–	0.0	–	–	–
137.0	30.0	–	3.1	–	6.2	–	–	–	2.8	0.0	–	–	–
137.0	35.0	–	174.2	–	15.1	–	–	–	0.0	0.0	–	–	–
137.0	40.0	–	0.0	–	3.0	–	–	–	0.0	0.0	–	–	–
137.0	45.0	–	0.0	–	3.0	–	–	–	0.0	0.0	–	–	–
137.0	50.0	–	0.0	–	2.7	–	–	–	0.0	0.0	–	–	–
140.0	30.0	–	2.7	–	–	–	–	–	0.0	–	–	–	–
140.0	40.0	–	8.9	–	–	–	–	–	0.0	–	–	–	–

Stomiiformes

STATION		JAN.	FEB.	MAR.	APR.	MAY	JUNE	JULY	AUG.	SEP.	OCT.	NOV.	DEC.
70.0	100.0	0.0	–	–	–	–	–	5.6	–	–	–	–	–

Gonostomatidae

STATION		JAN.	FEB.	MAR.	APR.	MAY	JUNE	JULY	AUG.	SEP.	OCT.	NOV.	DEC.
60.0	200.0	3.1	–	–	–	–	–	0.0	–	–	–	–	–
80.0	200.0	0.0	–	–	–	–	–	8.4	–	–	–	–	–
83.0	90.0	0.0	–	–	–	–	3.2	–	–	–	–	–	–
93.0	85.0	–	–	–	–	–	–	–	–	3.0	–	–	–
93.0	90.0	0.0	–	–	0.0	–	0.0	–	–	2.8	–	–	–
100.0	50.0	0.0	–	–	0.0	–	–	0.0	–	6.1	–	–	–
105.0	140.0	–	0.0	–	–	–	–	2.8	–	–	–	–	–
113.0	65.0	–	0.0	–	0.0	–	3.0	–	–	–	–	–	–
117.0	90.0	–	0.0	–	0.0	–	9.8	–	–	–	–	–	–
120.0	45.0	–	0.0	–	0.0	–	–	–	5.7	0.0	–	–	–
120.0	50.0	–	0.0	–	0.0	–	–	–	6.0	0.0	–	–	–
120.0	80.0	–	0.0	–	0.0	–	–	–	5.4	–	–	–	–
120.0	120.0	–	0.0	–	–	–	–	–	2.8	–	–	–	–
123.0	55.0	–	0.0	–	0.0	–	–	2.8	–	0.0	–	–	–
127.0	70.0	–	0.0	–	0.0	–	–	42.6	–	–	–	–	–
130.0	45.0	–	0.0	–	0.0	–	–	–	0.0	6.1	–	–	–
137.0	30.0	–	0.0	–	0.0	–	–	–	5.5	0.0	–	–	–
137.0	80.0	–	0.0	–	–	–	–	–	17.4	–	–	–	–

TABLE 4. (cont.)

Cyclothone spp.

STATION	JAN.	FEB.	MAR.	APR.	MAY	JUNE	JULY	AUG.	SEP.	OCT.	NOV.	DEC.
60.0 100.0	6.2	–	–	–	–	–	0.0	–	–	–	–	–
60.0 140.0	0.0	–	–	–	–	–	31.3	–	–	–	–	–
60.0 160.0	12.9	–	–	–	–	–	2.9	–	–	–	–	–
60.0 180.0	3.0	–	–	–	–	–	5.4	–	–	–	–	–
60.0 200.0	12.4	–	–	–	–	–	71.2	–	–	–	–	–
70.0 80.0	5.6	–	–	0.0	–	–	0.0	–	–	–	–	–
70.0 90.0	2.9	–	–	–	–	–	8.3	–	–	–	–	–
70.0 100.0	0.0	–	–	–	–	–	2.8	–	–	–	–	–
70.0 120.0	29.8	–	–	–	–	–	2.7	–	–	–	–	–
70.0 160.0	23.8	–	–	–	–	–	–	–	–	–	–	–
70.0 200.0	6.1	–	–	–	–	–	26.5	–	–	–	–	–
80.0 60.0	0.0	–	–	0.0	–	–	2.8	0.0	–	–	–	–
80.0 80.0	3.0	–	–	0.0	–	–	0.0	–	0.0	–	–	–
80.0 90.0	2.9	–	–	–	–	–	0.0	–	–	–	–	–
80.0 100.0	3.0	–	–	–	–	–	0.0	–	–	–	–	–
80.0 120.0	0.0	–	–	–	–	–	5.9	–	–	–	–	–
80.0 160.0	17.5	–	–	–	–	–	–	–	–	–	–	–
80.0 180.0	8.2	–	–	–	–	–	–	–	–	–	–	–
80.0 200.0	5.7	–	–	–	–	–	61.8	–	–	–	–	–
83.0 90.0	0.0	–	–	–	–	3.2	–	–	–	–	–	–
87.0 60.0	3.0	–	–	0.0	–	3.3	–	–	0.0	–	–	–
87.0 70.0	0.0	–	–	9.6	–	0.0	–	–	0.0	–	–	–
87.0 80.0	0.0	–	–	9.0	–	3.3	–	–	3.0	–	–	–
87.0 90.0	0.0	–	–	0.0	–	21.8	–	–	–	–	–	–
90.0 70.0	0.0	–	–	0.0	–	–	2.8	–	8.9	–	–	–
90.0 80.0	0.0	–	–	0.0	–	–	28.8	–	0.0	–	–	–
90.0 85.0	–	–	–	–	–	–	–	–	3.2	–	–	–
90.0 90.0	0.0	–	–	3.2	–	–	18.6	–	21.6	–	–	–
90.0 100.0	8.3	–	–	0.0	–	–	2.7	–	–	–	–	–
90.0 120.0	5.4	–	–	–	–	–	34.8	–	–	–	–	–
90.0 140.0	2.6	–	–	–	–	–	10.7	–	–	–	–	–
90.0 160.0	15.6	–	–	–	–	–	59.6	–	–	–	–	–
90.0 180.0	0.0	–	–	–	–	–	72.5	–	–	–	–	–
90.0 200.0	2.8	–	–	–	–	–	11.0	–	–	–	–	–
93.0 30.0	0.0	–	0.0	–	–	0.0	–	–	8.9	–	–	–
93.0 65.0	3.2	–	–	0.0	–	0.0	–	–	0.0	–	–	–
93.0 70.0	29.4	–	–	0.0	–	3.3	–	–	2.8	–	–	–
93.0 80.0	6.0	–	–	0.0	–	6.3	–	–	0.0	–	–	–
93.0 85.0	–	–	–	–	–	–	–	–	9.0	–	–	–
93.0 90.0	0.0	–	–	3.4	–	0.0	–	–	8.6	–	–	–
93.0 100.0	–	–	–	8.5	–	–	–	–	–	–	–	–
97.0 40.0	0.0	–	3.2	–	–	0.0	–	–	0.0	–	–	–
97.0 45.0	0.0	–	3.5	–	–	0.0	–	–	0.0	–	–	–
97.0 65.0	0.0	–	0.0	–	–	3.0	–	–	0.0	–	–	–
97.0 80.0	0.0	–	–	–	–	9.7	–	–	40.6	–	–	–
97.0 85.0	–	–	–	14.3	–	–	–	–	–	–	–	–

TABLE 4. (cont.)

Cyclothone spp. (cont.)

STATION		JAN.	FEB.	MAR.	APR.	MAY	JUNE	JULY	AUG.	SEP.	OCT.	NOV.	DEC.
97.0	90.0	3.0	–	–	–	–	0.0	–	–	–	–	–	–
100.0	40.0	0.0	–	–	0.0	–	–	8.3	–	0.0	–	–	–
100.0	45.0	0.0	–	–	0.0	–	–	0.0	–	3.1	–	–	–
100.0	55.0	0.0	–	–	3.0	–	–	0.0	–	0.0	–	–	–
100.0	60.0	0.0	–	–	0.0	–	–	0.0	–	2.9	–	–	–
100.0	65.0	0.0	–	–	0.0	–	–	0.0	–	9.1	–	–	–
100.0	70.0	0.0	–	–	0.0	–	–	0.0	–	15.4	–	–	–
100.0	80.0	5.8	–	–	3.3	–	–	2.6	–	–	–	–	–
100.0	85.0	–	–	–	17.3	–	–	–	–	–	–	–	–
100.0	90.0	15.1	–	–	43.0	–	–	0.0	–	–	–	–	–
100.0	100.0	–	53.1	–	–	–	–	0.0	–	–	–	–	–
100.0	120.0	–	5.9	–	–	–	–	0.0	–	–	–	–	–
103.0	28.5	0.0	–	–	0.0	–	0.0	–	–	1.0	–	–	–
103.0	35.0	0.0	–	–	0.0	–	3.2	–	–	0.0	–	–	–
103.0	40.0	0.0	–	–	0.0	–	0.0	–	–	15.7	–	–	–
103.0	45.0	0.0	–	–	3.0	–	0.0	–	–	0.0	–	–	–
103.0	50.0	0.0	–	–	3.3	–	0.0	–	–	0.0	–	–	–
103.0	55.0	0.0	–	–	6.7	–	0.0	–	–	3.1	–	–	–
103.0	60.0	3.0	–	–	0.0	–	6.6	–	–	27.8	–	–	–
103.0	65.0	17.0	–	–	0.0	–	3.3	–	–	9.6	–	–	–
103.0	70.0	9.0	–	–	6.2	–	16.8	–	–	5.8	–	–	–
103.0	75.0	–	–	–	16.0	–	–	–	–	–	–	–	–
103.0	80.0	–	15.0	–	17.8	–	3.0	–	–	–	–	–	–
103.0	85.0	–	–	–	5.8	–	–	–	–	–	–	–	–
103.0	90.0	–	9.1	–	0.0	–	0.0	–	–	–	–	–	–
105.0	140.0	–	27.8	–	–	–	–	5.6	–	–	–	–	–
107.0	32.0	–	0.0	–	3.1	–	0.0	–	–	0.0	–	–	–
107.0	45.0	–	0.0	–	5.9	–	0.0	–	–	0.0	–	–	–
107.0	50.0	–	2.9	–	0.0	–	0.0	–	–	0.0	–	–	–
107.0	60.0	–	9.1	–	3.2	–	0.0	–	–	3.0	–	–	–
107.0	65.0	–	2.9	–	3.1	–	0.0	–	–	26.2	–	–	–
107.0	70.0	–	3.2	–	12.2	–	0.0	–	–	18.2	–	–	–
107.0	75.0	–	–	–	3.1	–	–	–	–	–	–	–	–
107.0	80.0	–	5.8	–	0.0	–	12.9	–	–	–	–	–	–
107.0	90.0	–	8.9	–	3.1	–	0.0	–	–	–	–	–	–
110.0	35.0	–	0.0	–	0.0	–	–	–	5.7	0.0	–	–	–
110.0	40.0	–	0.0	–	0.0	–	–	–	47.9	0.0	–	–	–
110.0	45.0	–	0.0	–	0.0	–	–	–	25.7	0.0	–	–	–
110.0	55.0	–	0.0	–	3.0	–	–	–	0.0	3.1	–	–	–
110.0	60.0	–	0.0	–	6.1	–	–	–	0.0	8.9	–	–	–
110.0	65.0	–	0.0	–	2.9	–	–	–	0.0	3.1	–	–	–
110.0	70.0	–	2.8	–	0.0	–	–	–	0.0	–	–	–	–
110.0	75.0	–	–	–	12.8	–	–	–	–	–	–	–	–
110.0	80.0	–	10.3	–	6.1	–	–	0.0	–	–	–	–	–
110.0	85.0	–	–	–	6.1	–	–	–	–	–	–	–	–
110.0	90.0	–	10.6	–	3.1	–	–	2.8	–	–	–	–	–

TABLE 4. (cont.)

Cyclothone spp. (cont.)

STATION	JAN.	FEB.	MAR.	APR.	MAY	JUNE	JULY	AUG.	SEP.	OCT.	NOV.	DEC.
110.0 100.0	–	41.6	–	–	–	–	2.1	–	–	–	–	–
110.0 120.0	–	28.4	–	–	–	–	16.3	–	–	–	–	–
110.0 140.0	–	21.6	–	–	–	–	22.0	–	–	–	–	–
110.0 160.0	–	5.6	–	–	–	–	58.4	–	–	–	–	–
113.0 35.0	–	0.0	–	3.5	–	3.3	–	–	0.0	–	–	–
113.0 40.0	–	0.0	–	0.0	–	3.2	–	–	3.1	–	–	–
113.0 45.0	–	0.0	–	6.2	–	3.1	–	–	0.0	–	–	–
113.0 50.0	–	0.0	–	6.2	–	0.0	–	–	6.0	–	–	–
113.0 55.0	–	0.0	–	0.0	–	5.9	–	–	3.0	–	–	–
113.0 65.0	–	0.0	–	3.3	–	0.0	–	–	–	–	–	–
113.0 70.0	–	2.7	–	0.0	–	0.0	–	–	–	–	–	–
113.0 85.0	–	–	–	3.0	–	–	–	–	–	–	–	–
113.0 90.0	–	2.8	–	10.2	–	9.8	–	–	–	–	–	–
117.0 30.0	–	0.0	–	0.0	–	–	0.0	–	2.6	–	–	–
117.0 40.0	–	30.5	–	3.1	–	–	0.0	–	0.0	–	–	–
117.0 45.0	–	0.0	–	2.9	–	–	0.0	–	0.0	–	–	–
117.0 50.0	–	0.0	–	2.9	–	–	0.0	–	0.0	–	–	–
117.0 55.0	–	0.0	–	0.0	–	–	3.3	–	11.6	–	–	–
117.0 60.0	–	0.0	–	2.9	–	0.0	–	–	15.1	–	–	–
117.0 65.0	–	0.0	–	0.0	–	13.3	–	–	–	–	–	–
117.0 70.0	–	0.0	–	0.0	–	6.2	–	–	–	–	–	–
117.0 75.0	–	–	–	3.0	–	–	–	–	–	–	–	–
117.0 80.0	–	3.0	–	15.3	–	3.3	–	–	–	–	–	–
117.0 85.0	–	–	–	2.9	–	–	–	–	–	–	–	–
117.0 90.0	–	17.6	–	5.6	–	9.8	–	–	–	–	–	–
118.0 39.0	–	0.0	–	0.0	–	–	2.8	–	0.0	–	–	–
120.0 45.0	–	0.0	–	6.2	–	–	–	0.0	0.0	–	–	–
120.0 55.0	–	0.0	–	0.0	–	–	–	12.8	5.9	–	–	–
120.0 60.0	–	5.8	–	0.0	–	–	–	14.1	9.4	–	–	–
120.0 65.0	–	0.0	–	6.1	–	–	–	5.3	–	–	–	–
120.0 70.0	–	0.0	–	6.6	–	–	–	2.8	–	–	–	–
120.0 80.0	–	0.0	–	0.0	–	–	–	40.4	–	–	–	–
120.0 100.0	–	20.9	–	–	–	–	–	0.0	–	–	–	–
120.0 120.0	–	14.5	–	–	–	–	–	2.8	–	–	–	–
123.0 42.0	–	1.5	–	0.0	–	–	3.2	0.0	0.0	–	–	–
123.0 45.0	–	2.9	–	0.0	–	–	0.0	–	0.0	–	–	–
123.0 50.0	–	0.0	–	0.0	–	–	17.0	–	0.0	–	–	–
123.0 60.0	–	0.0	–	–	–	–	0.0	–	12.4	–	–	–
123.0 65.0	–	0.0	–	3.1	–	–	0.0	–	–	–	–	–
123.0 70.0	–	0.0	–	6.2	–	–	0.0	–	–	–	–	–
123.0 80.0	–	0.0	–	3.1	–	–	2.8	–	–	–	–	–
127.0 40.0	–	1.5	–	0.0	–	–	0.0	0.0	0.0	–	–	–
127.0 45.0	–	0.0	–	9.3	–	–	3.2	–	3.1	–	–	–
127.0 50.0	–	0.0	–	3.0	–	–	0.0	–	3.0	–	–	–
127.0 55.0	–	0.0	–	5.9	–	–	2.7	–	12.7	–	–	–
127.0 60.0	–	2.7	–	0.0	–	–	0.0	–	0.0	–	–	–

TABLE 4. (cont.)

Cyclothone spp. (cont.)

STATION	JAN.	FEB.	MAR.	APR.	MAY	JUNE	JULY	AUG.	SEP.	OCT.	NOV.	DEC.
127.0 65.0	–	0.0	–	2.9	–	–	5.8	–	–	–	–	–
127.0 70.0	–	0.0	–	0.0	–	–	14.2	–	–	–	–	–
127.0 80.0	–	8.6	–	–	–	–	16.4	–	–	–	–	–
130.0 35.0	–	0.0	–	6.2	–	–	–	0.0	0.0	–	–	–
130.0 40.0	–	3.1	–	3.2	–	–	–	7.9	21.0	–	–	–
130.0 45.0	–	0.0	–	0.0	–	–	–	0.0	3.0	–	–	–
130.0 50.0	–	0.0	–	0.0	–	–	–	19.1	6.6	–	–	–
130.0 55.0	–	0.0	–	2.9	–	–	–	62.8	6.2	–	–	–
130.0 60.0	–	0.0	–	0.0	–	–	–	39.3	6.3	–	–	–
130.0 70.0	–	5.7	–	0.0	–	–	–	2.5	–	–	–	–
130.0 90.0	–	2.7	–	–	–	–	–	2.7	–	–	–	–
130.0 100.0	–	16.6	–	–	–	–	–	0.0	–	–	–	–
130.0 120.0	–	63.5	–	–	–	–	–	5.4	–	–	–	–
133.0 40.0	–	3.0	–	0.0	–	–	5.8	–	0.0	–	–	–
133.0 45.0	–	5.9	–	6.0	–	–	8.0	–	0.0	–	–	–
133.0 50.0	–	0.0	–	3.0	–	–	0.0	–	0.0	–	–	–
133.0 55.0	–	2.7	–	0.0	–	–	2.7	–	–	–	–	–
133.0 65.0	–	0.0	–	6.2	–	–	7.9	–	–	–	–	–
133.0 70.0	–	0.0	–	8.9	–	–	18.8	–	–	–	–	–
137.0 35.0	–	3.1	–	0.0	–	–	–	0.0	0.0	–	–	–
137.0 45.0	–	0.0	–	0.0	–	–	–	0.0	9.1	–	–	–
137.0 65.0	–	–	–	3.2	–	–	–	–	–	–	–	–
137.0 80.0	–	5.9	–	–	–	–	–	2.5	–	–	–	–
140.0 40.0	–	3.0	–	–	–	–	–	0.0	–	–	–	–
140.0 50.0	–	3.0	–	–	–	–	–	2.3	–	–	–	–

Diplophos taenia

STATION	JAN.	FEB.	MAR.	APR.	MAY	JUNE	JULY	AUG.	SEP.	OCT.	NOV.	DEC.
110.0 140.0	–	0.0	–	–	–	–	2.8	–	–	–	–	–
127.0 65.0	–	0.0	–	0.0	–	–	2.9	–	–	–	–	–
130.0 50.0	–	0.0	–	0.0	–	–	–	2.7	0.0	–	–	–

Ichthyococcus spp.

STATION	JAN.	FEB.	MAR.	APR.	MAY	JUNE	JULY	AUG.	SEP.	OCT.	NOV.	DEC.
110.0 120.0	–	2.6	–	–	–	–	2.7	–	–	–	–	–
113.0 50.0	–	0.0	–	0.0	–	0.0	–	–	6.0	–	–	–
117.0 55.0	–	0.0	–	0.0	–	–	0.0	–	2.9	–	–	–
127.0 55.0	–	2.9	–	0.0	–	–	0.0	–	0.0	–	–	–
127.0 60.0	–	2.7	–	0.0	–	–	0.0	–	0.0	–	–	–
130.0 55.0	–	0.0	–	0.0	–	–	–	2.7	0.0	–	–	–

TABLE 4. (cont.)

Vinciguerria lucetia

STATION	JAN.	FEB.	MAR.	APR.	MAY	JUNE	JULY	AUG.	SEP.	OCT.	NOV.	DEC.
60.0 160.0	6.5	–	–	–	–	–	0.0	–	–	–	–	–
60.0 180.0	3.0	–	–	–	–	–	0.0	–	–	–	–	–
60.0 200.0	21.8	–	–	–	–	–	98.6	–	–	–	–	–
70.0 80.0	8.3	–	–	0.0	–	–	0.0	–	–	–	–	–
70.0 120.0	8.9	–	–	–	–	–	2.7	–	–	–	–	–
70.0 160.0	8.9	–	–	–	–	–	–	–	–	–	–	–
70.0 180.0	14.9	–	–	–	–	–	–	–	–	–	–	–
70.0 200.0	9.2	–	–	–	–	–	31.8	–	–	–	–	–
73.0 60.0	0.0	–	–	2.8	–	–	0.0	–	–	–	–	–
80.0 90.0	0.0	–	–	–	–	–	2.8	–	–	–	–	–
80.0 140.0	2.7	–	–	–	–	–	–	–	–	–	–	–
80.0 160.0	55.5	–	–	–	–	–	–	–	–	–	–	–
80.0 180.0	21.9	–	–	–	–	–	–	–	–	–	–	–
80.0 200.0	0.0	–	–	–	–	–	101.2	–	–	–	–	–
87.0 65.0	0.0	–	–	0.0	–	0.0	–	–	5.8	–	–	–
87.0 80.0	0.0	–	–	3.0	–	3.3	–	–	0.0	–	–	–
87.0 90.0	0.0	–	–	0.0	–	40.6	–	–	–	–	–	–
90.0 45.0	0.0	–	–	0.0	–	–	0.0	–	6.1	–	–	–
90.0 53.0	0.0	–	–	0.0	–	–	0.0	–	2.8	–	–	–
90.0 70.0	0.0	–	–	3.1	–	–	2.8	–	169.3	–	–	–
90.0 75.0	–	–	–	–	–	–	–	–	8.6	–	–	–
90.0 80.0	0.0	–	–	0.0	–	–	23.6	–	0.0	–	–	–
90.0 85.0	–	–	–	–	–	–	–	–	35.6	–	–	–
90.0 90.0	0.0	–	–	0.0	–	–	7.0	–	46.2	–	–	–
90.0 100.0	0.0	–	–	0.0	–	–	5.5	–	–	–	–	–
90.0 120.0	8.1	–	–	–	–	–	109.9	–	–	–	–	–
90.0 140.0	0.0	–	–	–	–	–	160.8	–	–	–	–	–
90.0 160.0	7.8	–	–	–	–	–	279.7	–	–	–	–	–
90.0 180.0	5.5	–	–	–	–	–	323.6	–	–	–	–	–
90.0 200.0	14.1	–	–	–	–	–	19.3	–	–	–	–	–
93.0 35.0	0.0	–	0.0	–	–	0.0	–	–	3.7	–	–	–
93.0 40.0	0.0	–	–	0.0	–	0.0	–	–	3.2	–	–	–
93.0 50.0	0.0	–	–	0.0	–	0.0	–	–	2.9	–	–	–
93.0 65.0	0.0	–	–	0.0	–	6.5	–	–	0.0	–	–	–
93.0 70.0	5.9	–	–	0.0	–	0.0	–	–	0.0	–	–	–
93.0 75.0	–	–	–	–	–	–	–	–	11.4	–	–	–
93.0 80.0	0.0	–	–	0.0	–	0.0	–	–	164.6	–	–	–
93.0 85.0	–	–	–	–	–	–	–	–	358.8	–	–	–
93.0 90.0	0.0	–	–	26.9	–	0.0	–	–	230.8	–	–	–
93.0 100.0	–	–	–	25.5	–	–	–	–	–	–	–	–
97.0 35.0	0.0	–	0.0	–	–	0.0	–	–	2.9	–	–	–
97.0 40.0	0.0	–	0.0	–	–	0.0	–	–	3.0	–	–	–
97.0 45.0	0.0	–	0.0	–	–	0.0	–	–	24.3	–	–	–
97.0 60.0	0.0	–	–	–	–	0.0	–	–	11.2	–	–	–
97.0 65.0	0.0	–	0.0	–	–	5.9	–	–	0.0	–	–	–
97.0 70.0	0.0	–	–	–	–	46.2	–	–	0.0	–	–	–

TABLE 4. (cont.)

Vinciguerria lucetia (cont.)

STATION		JAN.	FEB.	MAR.	APR.	MAY	JUNE	JULY	AUG.	SEP.	OCT.	NOV.	DEC.
97.0	75.0	-	-	-	0.0	-	-	-	-	16.1	-	-	-
97.0	80.0	0.0	-	-	-	-	3.2	-	-	420.5	-	-	-
97.0	85.0	-	-	-	53.7	-	-	-	-	-	-	-	-
97.0	90.0	0.0	-	-	-	-	6.2	-	-	-	-	-	-
100.0	30.0	0.0	-	-	0.0	-	-	0.0	-	2.8	-	-	-
100.0	35.0	0.0	-	-	0.0	-	-	0.0	-	6.1	-	-	-
100.0	40.0	0.0	-	-	0.0	-	-	30.4	-	3.1	-	-	-
100.0	45.0	0.0	-	-	0.0	-	-	2.9	-	24.8	-	-	-
100.0	55.0	0.0	-	-	6.0	-	-	0.0	-	39.3	-	-	-
100.0	60.0	0.0	-	-	6.7	-	-	0.0	-	40.0	-	-	-
100.0	65.0	0.0	-	-	0.0	-	-	0.0	-	120.8	-	-	-
100.0	70.0	3.1	-	-	0.0	-	-	7.0	-	262.6	-	-	-
100.0	75.0	-	-	-	3.4	-	-	-	-	-	-	-	-
100.0	80.0	0.0	-	-	0.0	-	-	5.1	-	-	-	-	-
100.0	85.0	-	-	-	113.8	-	-	-	-	-	-	-	-
100.0	90.0	6.1	-	-	9.9	-	-	35.2	-	-	-	-	-
100.0	100.0	-	3.0	-	-	-	-	263.1	-	-	-	-	-
100.0	120.0	-	8.9	-	-	-	-	45.0	-	-	-	-	-
103.0	28.5	0.0	-	-	0.0	-	0.0	-	-	1.0	-	-	-
103.0	29.0	0.0	-	-	0.0	-	0.0	-	-	5.1	-	-	-
103.0	30.0	0.0	-	-	3.1	-	0.0	-	-	2.6	-	-	-
103.0	40.0	0.0	-	-	0.0	-	0.0	-	-	62.6	-	-	-
103.0	50.0	0.0	-	-	6.6	-	33.0	-	-	18.8	-	-	-
103.0	55.0	0.0	-	-	3.3	-	10.1	-	-	12.4	-	-	-
103.0	60.0	0.0	-	-	0.0	-	6.6	-	-	423.3	-	-	-
103.0	65.0	0.0	-	-	0.0	-	29.7	-	-	261.6	-	-	-
103.0	70.0	12.0	-	-	0.0	-	57.1	-	-	229.1	-	-	-
103.0	75.0	-	-	-	22.3	-	-	-	-	-	-	-	-
103.0	80.0	-	15.0	-	62.4	-	45.2	-	-	-	-	-	-
103.0	85.0	-	-	-	5.8	-	-	-	-	-	-	-	-
103.0	90.0	-	18.2	-	3.2	-	26.6	-	-	-	-	-	-
105.0	140.0	-	30.6	-	-	-	-	94.9	-	-	-	-	-
107.0	31.0	-	0.0	-	0.0	-	0.0	-	-	9.5	-	-	-
107.0	32.0	-	0.0	-	0.0	-	0.0	-	-	9.0	-	-	-
107.0	40.0	-	0.0	-	3.0	-	0.0	-	-	2.9	-	-	-
107.0	45.0	-	0.0	-	3.0	-	3.5	-	-	19.7	-	-	-
107.0	50.0	-	0.0	-	3.0	-	30.0	-	-	3.2	-	-	-
107.0	55.0	-	0.0	-	0.0	-	19.9	-	-	6.1	-	-	-
107.0	60.0	-	3.0	-	0.0	-	23.6	-	-	32.5	-	-	-
107.0	65.0	-	8.8	-	3.1	-	6.3	-	-	370.6	-	-	-
107.0	70.0	-	31.8	-	6.1	-	119.7	-	-	187.9	-	-	-
107.0	75.0	-	-	-	18.5	-	-	-	-	-	-	-	-
107.0	80.0	-	31.9	-	3.0	-	103.0	-	-	-	-	-	-
107.0	85.0	-	-	-	2.9	-	-	-	-	-	-	-	-
107.0	90.0	-	53.3	-	15.3	-	197.1	-	-	-	-	-	-
110.0	32.0	-	0.0	-	0.0	-	-	-	1.5	0.0	-	-	-

TABLE 4. (cont.)

Vinciguerria lucetia (cont.)

STATION		JAN.	FEB.	MAR.	APR.	MAY	JUNE	JULY	AUG.	SEP.	OCT.	NOV.	DEC.
110.0	35.0	-	0.0	-	0.0	-	-	-	57.0	3.0	-	-	-
110.0	40.0	-	2.8	-	0.0	-	-	-	552.7	0.0	-	-	-
110.0	45.0	-	0.0	-	0.0	-	-	-	128.5	10.1	-	-	-
110.0	50.0	-	2.8	-	0.0	-	-	-	11.4	6.2	-	-	-
110.0	55.0	-	0.0	-	3.0	-	-	-	0.0	88.7	-	-	-
110.0	60.0	-	2.7	-	42.7	-	-	-	2.8	187.7	-	-	-
110.0	65.0	-	2.7	-	2.9	-	-	-	3.0	43.5	-	-	-
110.0	70.0	-	0.0	-	0.0	-	-	-	3.0	-	-	-	-
110.0	75.0	-	-	-	32.0	-	-	-	-	-	-	-	-
110.0	80.0	-	66.8	-	0.0	-	-	0.0	-	-	-	-	-
110.0	85.0	-	-	-	15.3	-	-	-	-	-	-	-	-
110.0	90.0	-	121.4	-	6.2	-	-	53.0	-	-	-	-	-
110.0	100.0	-	171.6	-	-	-	-	156.9	-	-	-	-	-
110.0	120.0	-	67.1	-	-	-	-	547.4	-	-	-	-	-
110.0	140.0	-	32.4	-	-	-	-	618.8	-	-	-	-	-
110.0	160.0	-	2.8	-	-	-	-	2791.5	-	-	-	-	-
113.0	28.5	-	0.0	-	0.0	-	0.0	-	-	1.1	-	-	-
113.0	29.0	-	0.0	-	1.2	-	0.0	-	-	0.0	-	-	-
113.0	30.0	-	0.0	-	0.0	-	0.0	-	3.1	0.0	-	-	-
113.0	35.0	-	0.0	-	0.0	-	48.8	-	-	3.0	-	-	-
113.0	40.0	-	0.0	-	16.1	-	51.8	-	-	43.3	-	-	-
113.0	45.0	-	0.0	-	28.0	-	67.8	-	-	168.0	-	-	-
113.0	50.0	-	3.0	-	15.4	-	3.2	-	-	1170.0	-	-	-
113.0	55.0	-	0.0	-	14.3	-	14.8	-	-	204.9	-	-	-
113.0	60.0	-	2.9	-	0.0	-	0.0	-	-	43.2	-	-	-
113.0	65.0	-	6.2	-	13.2	-	3.0	-	-	-	-	-	-
113.0	70.0	-	0.0	-	49.3	-	3.4	-	-	-	-	-	-
113.0	75.0	-	-	-	16.5	-	-	-	-	-	-	-	-
113.0	80.0	-	0.0	-	40.2	-	10.3	-	-	-	-	-	-
113.0	85.0	-	-	-	20.9	-	-	-	-	-	-	-	-
113.0	90.0	-	70.8	-	10.2	-	117.7	-	-	-	-	-	-
115.0	35.0	-	0.0	-	-	-	-	-	0.0	6.3	-	-	-
117.0	35.0	-	0.0	-	0.0	-	-	17.2	-	2.9	-	-	-
117.0	40.0	-	0.0	-	0.0	-	-	18.1	-	9.3	-	-	-
117.0	45.0	-	3.0	-	2.9	-	-	0.0	-	43.4	-	-	-
117.0	50.0	-	0.0	-	5.8	-	-	29.9	-	106.4	-	-	-
117.0	55.0	-	0.0	-	2.9	-	-	13.2	-	357.9	-	-	-
117.0	60.0	-	0.0	-	11.7	-	15.4	-	-	169.7	-	-	-
117.0	65.0	-	0.0	-	17.0	-	43.3	-	-	-	-	-	-
117.0	70.0	-	12.3	-	14.0	-	83.7	-	-	-	-	-	-
117.0	75.0	-	-	-	18.2	-	-	-	-	-	-	-	-
117.0	80.0	-	14.9	-	125.5	-	46.2	-	-	-	-	-	-
117.0	85.0	-	-	-	52.4	-	-	-	-	-	-	-	-
117.0	90.0	-	91.1	-	22.6	-	238.0	-	-	-	-	-	-
118.0	39.0	-	0.0	-	0.0	-	-	22.4	-	0.0	-	-	-
120.0	25.0	-	0.0	-	0.0	-	-	0.0	-	2.3	-	-	-

TABLE 4. (cont.)

Vinciguerria lucetia (cont.)

STATION		JAN.	FEB.	MAR.	APR.	MAY	JUNE	JULY	AUG.	SEP.	OCT.	NOV.	DEC.
120.0	40.0	-	0.0	-	0.0	-	-	0.0	-	2.7	-	-	-
120.0	45.0	-	0.0	-	0.0	-	-	-	5.7	3.0	-	-	-
120.0	50.0	-	0.0	-	0.0	-	-	-	12.0	0.0	-	-	-
120.0	55.0	-	0.0	-	0.0	-	-	-	250.9	154.4	-	-	-
120.0	60.0	-	2.9	-	5.8	-	-	-	169.2	533.8	-	-	-
120.0	65.0	-	2.8	-	12.2	-	-	-	98.1	-	-	-	-
120.0	70.0	-	8.8	-	19.8	-	-	-	169.8	-	-	-	-
120.0	75.0	-	-	-	3.1	-	-	-	-	-	-	-	-
120.0	80.0	-	5.6	-	17.1	-	-	-	1205.1	-	-	-	-
120.0	90.0	-	2.9	-	-	-	-	-	-	-	-	-	-
120.0	100.0	-	107.6	-	-	-	-	-	210.6	-	-	-	-
120.0	120.0	-	203.0	-	-	-	-	-	176.0	-	-	-	-
123.0	42.0	-	4.4	-	0.0	-	-	28.4	9.5	6.0	-	-	-
123.0	45.0	-	5.8	-	2.9	-	-	219.1	-	3.0	-	-	-
123.0	50.0	-	17.6	-	37.1	-	-	221.5	-	67.8	-	-	-
123.0	55.0	-	6.0	-	40.0	-	-	11.4	-	9.3	-	-	-
123.0	60.0	-	2.9	-	-	-	-	8.2	-	306.9	-	-	-
123.0	65.0	-	2.9	-	43.7	-	-	168.6	-	-	-	-	-
123.0	70.0	-	5.6	-	70.8	-	-	133.0	-	-	-	-	-
123.0	75.0	-	-	-	40.6	-	-	-	-	-	-	-	-
123.0	80.0	-	0.0	-	92.4	-	-	341.2	-	-	-	-	-
127.0	34.0	-	0.0	-	0.0	-	-	0.0	-	9.0	-	-	-
127.0	40.0	-	18.5	-	23.8	-	-	0.0	2.7	40.8	-	-	-
127.0	45.0	-	18.0	-	230.1	-	-	29.1	-	136.4	-	-	-
127.0	50.0	-	2.9	-	127.3	-	-	17.5	-	33.2	-	-	-
127.0	55.0	-	2.9	-	273.2	-	-	38.4	-	12.7	-	-	-
127.0	60.0	-	0.0	-	86.2	-	-	8.8	-	57.3	-	-	-
127.0	65.0	-	17.3	-	88.2	-	-	60.5	-	-	-	-	-
127.0	70.0	-	55.9	-	89.3	-	-	514.0	-	-	-	-	-
127.0	80.0	-	83.5	-	-	-	-	1367.7	-	-	-	-	-
130.0	25.5	-	0.0	-	1.8	-	-	-	0.0	0.0	-	-	-
130.0	35.0	-	0.0	-	49.9	-	-	-	5.1	0.0	-	-	-
130.0	40.0	-	18.4	-	72.5	-	-	-	170.3	438.0	-	-	-
130.0	45.0	-	2.8	-	39.5	-	-	-	150.0	284.8	-	-	-
130.0	50.0	-	69.1	-	121.0	-	-	-	368.5	268.9	-	-	-
130.0	55.0	-	48.8	-	96.7	-	-	-	600.6	1069.5	-	-	-
130.0	60.0	-	36.3	-	43.3	-	-	-	1337.6	59.5	-	-	-
130.0	65.0	-	-	-	21.6	-	-	-	-	-	-	-	-
130.0	70.0	-	43.0	-	98.6	-	-	-	181.8	-	-	-	-
130.0	80.0	-	83.4	-	-	-	-	-	120.1	-	-	-	-
130.0	90.0	-	13.4	-	-	-	-	-	582.7	-	-	-	-
130.0	100.0	-	138.5	-	-	-	-	-	687.3	-	-	-	-
130.0	120.0	-	419.5	-	-	-	-	-	21.7	-	-	-	-
133.0	23.0	-	0.0	-	0.0	-	-	0.0	-	2.5	-	-	-
133.0	30.0	-	0.0	-	3.1	-	-	0.0	-	54.3	-	-	-
133.0	35.0	-	43.2	-	173.0	-	-	0.0	-	124.3	-	-	-

TABLE 4. (cont.)

Vinciguerria lucetia (cont.)

STATION		JAN.	FEB.	MAR.	APR.	MAY	JUNE	JULY	AUG.	SEP.	OCT.	NOV.	DEC.
133.0	40.0	-	29.8	-	203.3	-	-	509.3	-	48.6	-	-	-
133.0	45.0	-	61.5	-	42.3	-	-	162.3	-	2.8	-	-	-
133.0	50.0	-	42.5	-	32.6	-	-	60.3	-	0.0	-	-	-
133.0	55.0	-	11.0	-	59.2	-	-	55.9	-	-	-	-	-
133.0	60.0	-	8.6	-	33.2	-	-	36.4	-	-	-	-	-
133.0	65.0	-	0.0	-	219.4	-	-	34.3	-	-	-	-	-
133.0	70.0	-	5.7	-	166.3	-	-	380.6	-	-	-	-	-
133.0	80.0	-	46.2	-	-	-	-	160.6	-	-	-	-	-
137.0	21.0	-	0.0	-	0.0	-	-	-	0.0	2.2	-	-	-
137.0	22.0	-	1.3	-	0.0	-	-	-	10.7	0.0	-	-	-
137.0	23.0	-	0.0	-	0.0	-	-	-	7.6	0.0	-	-	-
137.0	30.0	-	46.2	-	6.2	-	-	-	0.0	24.4	-	-	-
137.0	35.0	-	62.2	-	0.0	-	-	-	2.7	77.3	-	-	-
137.0	40.0	-	163.2	-	18.0	-	-	-	0.0	125.6	-	-	-
137.0	45.0	-	81.2	-	9.1	-	-	-	354.3	188.5	-	-	-
137.0	50.0	-	26.5	-	10.9	-	-	-	304.2	33.0	-	-	-
137.0	55.0	-	3.1	-	31.9	-	-	-	182.2	-	-	-	-
137.0	60.0	-	-	-	52.2	-	-	-	436.3	-	-	-	-
137.0	65.0	-	-	-	119.5	-	-	-	-	-	-	-	-
137.0	70.0	-	15.0	-	107.4	-	-	-	29.3	-	-	-	-
137.0	80.0	-	59.0	-	-	-	-	-	199.2	-	-	-	-
140.0	28.8	-	0.0	-	-	-	-	-	0.5	-	-	-	-
140.0	29.0	-	0.0	-	-	-	-	-	2.0	-	-	-	-
140.0	30.0	-	2.7	-	-	-	-	-	39.9	-	-	-	-
140.0	35.0	-	9.1	-	-	-	-	-	34.6	-	-	-	-
140.0	40.0	-	106.2	-	-	-	-	-	53.4	-	-	-	-
140.0	45.0	-	24.5	-	-	-	-	-	278.8	-	-	-	-
140.0	50.0	-	26.6	-	-	-	-	-	593.7	-	-	-	-

Vinciguerria poweriae

STATION		JAN.	FEB.	MAR.	APR.	MAY	JUNE	JULY	AUG.	SEP.	OCT.	NOV.	DEC.
80.0	160.0	8.8	-	-	-	-	-	-	-	-	-	-	-
80.0	180.0	8.2	-	-	-	-	-	-	-	-	-	-	-
90.0	200.0	8.4	-	-	-	-	-	0.0	-	-	-	-	-

Sternoptychidae

STATION		JAN.	FEB.	MAR.	APR.	MAY	JUNE	JULY	AUG.	SEP.	OCT.	NOV.	DEC.
60.0	120.0	2.5	-	-	-	-	-	0.0	-	-	-	-	-
60.0	140.0	3.5	-	-	-	-	-	0.0	-	-	-	-	-
60.0	180.0	8.9	-	-	-	-	-	0.0	-	-	-	-	-
60.0	200.0	6.2	-	-	-	-	-	8.2	-	-	-	-	-
70.0	120.0	3.0	-	-	-	-	-	0.0	-	-	-	-	-

TABLE 4. (cont.)

Sternoptychidae (cont.)

STATION	JAN.	FEB.	MAR.	APR.	MAY	JUNE	JULY	AUG.	SEP.	OCT.	NOV.	DEC.
70.0 180.0	3.0	–	–	–	–	–	–	–	–	–	–	–
73.0 53.0	0.0	–	–	3.0	–	–	0.0	–	–	–	–	–
80.0 160.0	2.9	–	–	–	–	–	–	–	–	–	–	–
80.0 180.0	2.7	–	–	–	–	–	–	–	–	–	–	–
80.0 200.0	2.8	–	–	–	–	–	0.0	–	–	–	–	–
87.0 65.0	0.0	–	–	0.0	–	3.2	–	–	0.0	–	–	–
87.0 90.0	3.0	–	–	0.0	–	0.0	–	–	–	–	–	–
90.0 80.0	0.0	–	–	0.0	–	–	0.0	–	3.1	–	–	–
90.0 85.0	–	–	–	–	–	–	–	–	3.2	–	–	–
90.0 90.0	0.0	–	–	0.0	–	–	0.0	–	3.1	–	–	–
90.0 120.0	0.0	–	–	–	–	–	2.7	–	–	–	–	–
93.0 30.0	0.0	–	0.0	–	–	0.0	–	–	3.0	–	–	–
93.0 45.0	3.0	–	–	0.0	–	0.0	–	–	0.0	–	–	–
93.0 60.0	0.0	–	–	0.0	–	3.3	–	–	0.0	–	–	–
93.0 90.0	0.0	–	–	6.7	–	0.0	–	–	0.0	–	–	–
93.0 100.0	–	–	–	2.8	–	–	–	–	–	–	–	–
97.0 65.0	0.0	–	0.0	–	–	3.0	–	–	0.0	–	–	–
97.0 90.0	0.0	–	–	–	–	3.1	–	–	–	–	–	–
100.0 35.0	0.0	–	–	0.0	–	–	0.0	–	6.1	–	–	–
100.0 90.0	0.0	–	–	3.3	–	–	0.0	–	–	–	–	–
103.0 50.0	0.0	–	–	0.0	–	3.7	–	–	0.0	–	–	–
103.0 65.0	0.0	–	–	0.0	–	3.3	–	–	0.0	–	–	–
103.0 75.0	–	–	–	3.2	–	–	–	–	–	–	–	–
103.0 80.0	–	0.0	–	3.0	–	0.0	–	–	–	–	–	–
103.0 90.0	–	0.0	–	3.2	–	0.0	–	–	–	–	–	–
107.0 32.0	–	0.0	–	0.0	–	3.4	–	–	0.0	–	–	–
107.0 80.0	–	5.8	–	0.0	–	0.0	–	–	–	–	–	–
110.0 45.0	–	0.0	–	0.0	–	–	–	0.0	3.3	–	–	–
110.0 100.0	–	2.6	–	–	–	–	0.0	–	–	–	–	–
113.0 80.0	–	0.0	–	0.0	–	3.4	–	–	–	–	–	–
113.0 90.0	–	2.8	–	0.0	–	0.0	–	–	–	–	–	–
117.0 50.0	–	0.0	–	2.9	–	–	0.0	–	0.0	–	–	–
117.0 55.0	–	0.0	–	0.0	–	–	6.6	–	0.0	–	–	–
118.0 39.0	–	0.0	–	0.0	–	–	2.8	–	0.0	–	–	–
120.0 45.0	–	0.0	–	0.0	–	–	–	2.9	0.0	–	–	–
120.0 100.0	–	12.0	–	–	–	–	–	0.0	–	–	–	–
123.0 42.0	–	0.0	–	0.0	–	–	0.0	6.3	0.0	–	–	–
123.0 60.0	–	0.0	–	–	–	–	2.7	–	0.0	–	–	–
127.0 45.0	–	0.0	–	0.0	–	–	6.5	–	0.0	–	–	–
127.0 50.0	–	8.8	–	0.0	–	–	0.0	–	0.0	–	–	–
127.0 60.0	–	0.0	–	0.0	–	–	0.0	–	3.4	–	–	–
130.0 40.0	–	3.1	–	0.0	–	–	–	0.0	3.0	–	–	–
130.0 50.0	–	5.8	–	0.0	–	–	–	0.0	0.0	–	–	–
130.0 60.0	–	0.0	–	0.0	–	–	–	0.0	3.1	–	–	–
130.0 70.0	–	2.9	–	0.0	–	–	–	0.0	–	–	–	–
130.0 100.0	–	0.0	–	–	–	–	–	2.8	–	–	–	–

TABLE 4. (cont.)

Sternoptychidae (cont.)

STATION	JAN.	FEB.	MAR.	APR.	MAY	JUNE	JULY	AUG.	SEP.	OCT.	NOV.	DEC.
133.0 40.0	–	3.0	–	0.0	–	–	0.0	–	6.1	–	–	–
137.0 40.0	–	3.1	–	3.0	–	–	–	0.0	3.0	–	–	–
137.0 55.0	–	0.0	–	0.0	–	–	–	5.5	–	–	–	–

Chauliodus macouni

STATION	JAN.	FEB.	MAR.	APR.	MAY	JUNE	JULY	AUG.	SEP.	OCT.	NOV.	DEC.
60.0 60.0	0.0	–	–	–	–	–	2.8	–	–	–	–	–
60.0 70.0	3.2	–	–	–	–	–	2.8	–	–	–	–	–
60.0 100.0	3.1	–	–	–	–	–	0.0	–	–	–	–	–
60.0 120.0	2.5	–	–	–	–	–	0.0	–	–	–	–	–
60.0 160.0	3.2	–	–	–	–	–	0.0	–	–	–	–	–
63.0 55.0	0.0	–	–	0.0	–	–	2.8	–	–	–	–	–
67.0 60.0	0.0	–	–	0.0	–	–	3.0	–	–	–	–	–
70.0 53.0	0.0	–	–	2.7	–	–	5.8	–	–	–	–	–
70.0 60.0	0.0	–	–	0.0	–	–	5.3	–	–	–	–	–
70.0 65.0	–	–	–	2.7	–	–	–	–	–	–	–	–
70.0 80.0	0.0	–	–	0.0	–	–	3.2	–	–	–	–	–
70.0 90.0	0.0	–	–	–	–	–	2.8	–	–	–	–	–
73.0 53.0	0.0	–	–	0.0	–	–	8.3	–	–	–	–	–
73.0 60.0	5.6	–	–	0.0	–	–	5.6	–	–	–	–	–
73.0 80.0	–	–	–	2.6	–	–	–	–	–	–	–	–
77.0 57.0	0.0	–	–	0.0	–	–	2.8	–	–	–	–	–
77.0 80.0	–	–	–	2.8	–	–	–	–	–	–	–	–
80.0 55.0	0.0	–	–	0.0	–	–	2.4	0.0	–	–	–	–
80.0 60.0	0.0	–	–	0.0	–	–	2.8	0.0	–	–	–	–
80.0 65.0	0.0	–	–	3.4	–	–	0.0	3.0	–	–	–	–
80.0 70.0	2.8	–	–	0.0	–	–	0.0	0.0	–	–	–	–
80.0 80.0	0.0	–	–	0.0	–	–	0.0	–	3.0	–	–	–
83.0 70.0	6.4	–	–	0.0	–	0.0	–	–	0.0	–	–	–
83.0 90.0	6.1	–	–	–	–	0.0	–	–	–	–	–	–
87.0 35.0	0.0	–	–	3.4	–	0.0	–	–	0.0	–	–	–
87.0 55.0	0.0	–	–	0.0	–	3.3	–	–	0.0	–	–	–
87.0 60.0	0.0	–	–	0.0	–	3.3	–	–	0.0	–	–	–
87.0 65.0	3.1	–	–	0.0	–	0.0	–	–	0.0	–	–	–
87.0 70.0	3.1	–	–	0.0	–	3.0	–	–	0.0	–	–	–
87.0 80.0	0.0	–	–	3.0	–	0.0	–	–	0.0	–	–	–
87.0 100.0	–	–	–	9.4	–	–	–	–	–	–	–	–
90.0 45.0	0.0	–	–	3.1	–	–	0.0	–	0.0	–	–	–
90.0 60.0	3.0	–	–	0.0	–	–	0.0	–	0.0	–	–	–
90.0 65.0	6.5	–	–	0.0	–	–	0.0	–	0.0	–	–	–
90.0 100.0	2.8	–	–	3.1	–	–	0.0	–	–	–	–	–
93.0 60.0	0.0	–	–	3.4	–	0.0	–	–	0.0	–	–	–
93.0 90.0	6.4	–	–	0.0	–	0.0	–	–	0.0	–	–	–
97.0 35.0	0.0	–	3.2	–	–	3.3	–	–	0.0	–	–	–

TABLE 4. (cont.)

Chauliodus macouni (cont.)

STATION		JAN.	FEB.	MAR.	APR.	MAY	JUNE	JULY	AUG.	SEP.	OCT.	NOV.	DEC.
97.0	65.0	0.0	–	0.0	–	–	5.9	–	–	0.0	–	–	–
97.0	75.0	–	–	–	3.1	–	–	–	–	0.0	–	–	–
100.0	35.0	2.9	–	–	0.0	–	–	0.0	–	0.0	–	–	–
100.0	45.0	0.0	–	–	0.0	–	–	0.0	–	3.1	–	–	–
103.0	35.0	2.9	–	–	0.0	–	0.0	–	–	0.0	–	–	–
103.0	40.0	2.9	–	–	0.0	–	3.3	–	–	0.0	–	–	–
103.0	50.0	5.8	–	–	0.0	–	0.0	–	–	0.0	–	–	–
107.0	35.0	–	3.2	–	3.2	–	0.0	–	–	0.0	–	–	–
110.0	70.0	–	2.8	–	0.0	–	–	–	0.0	–	–	–	–
120.0	60.0	–	0.0	–	0.0	–	–	–	0.0	3.1	–	–	–

Idiacanthus antrostomus

STATION		JAN.	FEB.	MAR.	APR.	MAY	JUNE	JULY	AUG.	SEP.	OCT.	NOV.	DEC.
60.0	140.0	0.0	–	–	–	–	–	10.4	–	–	–	–	–
60.0	160.0	0.0	–	–	–	–	–	2.9	–	–	–	–	–
60.0	180.0	5.9	–	–	–	–	–	0.0	–	–	–	–	–
60.0	200.0	0.0	–	–	–	–	–	2.7	–	–	–	–	–
70.0	120.0	0.0	–	–	–	–	–	2.7	–	–	–	–	–
70.0	160.0	3.0	–	–	–	–	–	–	–	–	–	–	–
80.0	65.0	0.0	–	–	0.0	–	–	3.0	0.0	–	–	–	–
80.0	160.0	2.9	–	–	–	–	–	–	–	–	–	–	–
83.0	65.0	0.0	–	–	0.0	–	0.0	–	–	2.8	–	–	–
87.0	80.0	0.0	–	–	0.0	–	9.8	–	–	0.0	–	–	–
90.0	70.0	0.0	–	–	0.0	–	–	11.1	–	0.0	–	–	–
90.0	80.0	0.0	–	–	0.0	–	–	13.1	–	0.0	–	–	–
90.0	90.0	0.0	–	–	0.0	–	–	2.3	–	9.2	–	–	–
90.0	100.0	0.0	–	–	0.0	–	–	2.7	–	–	–	–	–
90.0	120.0	0.0	–	–	–	–	–	13.4	–	–	–	–	–
90.0	140.0	0.0	–	–	–	–	–	5.4	–	–	–	–	–
90.0	160.0	0.0	–	–	–	–	–	15.5	–	–	–	–	–
93.0	85.0	–	–	–	–	–	–	–	–	6.0	–	–	–
93.0	90.0	0.0	–	–	0.0	–	3.1	–	–	0.0	–	–	–
97.0	80.0	0.0	–	–	–	–	0.0	–	–	2.9	–	–	–
100.0	50.0	0.0	–	–	0.0	–	–	2.9	–	0.0	–	–	–
100.0	90.0	0.0	–	–	6.6	–	–	0.0	–	–	–	–	–
100.0	100.0	–	3.0	–	–	–	–	0.0	–	–	–	–	–
103.0	65.0	2.8	–	–	0.0	–	3.3	–	–	0.0	–	–	–
107.0	40.0	–	0.0	–	0.0	–	3.3	–	–	0.0	–	–	–
107.0	60.0	–	0.0	–	0.0	–	3.4	–	–	0.0	–	–	–
123.0	50.0	–	0.0	–	0.0	–	–	2.8	–	0.0	–	–	–
127.0	80.0	–	0.0	–	–	–	–	2.7	–	–	–	–	–
130.0	60.0	–	0.0	–	0.0	–	–	–	2.8	0.0	–	–	–
130.0	120.0	–	0.0	–	–	–	–	–	2.7	–	–	–	–
133.0	70.0	–	0.0	–	0.0	–	–	2.7	–	–	–	–	–

TABLE 4. (cont.)

Aristostomias scintillans

STATION	JAN.	FEB.	MAR.	APR.	MAY	JUNE	JULY	AUG.	SEP.	OCT.	NOV.	DEC.
70.0 200.0	3.1	–	–	–	–	–	0.0	–	–	–	–	–
80.0 160.0	2.9	–	–	–	–	–	–	–	–	–	–	–
87.0 90.0	0.0	–	–	0.0	–	6.2	–	–	–	–	–	–
90.0 120.0	5.4	–	–	–	–	–	2.7	–	–	–	–	–
93.0 100.0	–	–	–	2.8	–	–	–	–	–	–	–	–
100.0 90.0	0.0	–	–	3.3	–	–	0.0	–	–	–	–	–
110.0 100.0	–	2.6	–	–	–	–	0.0	–	–	–	–	–
110.0 120.0	–	5.2	–	–	–	–	0.0	–	–	–	–	–

Bathophilus spp.

STATION	JAN.	FEB.	MAR.	APR.	MAY	JUNE	JULY	AUG.	SEP.	OCT.	NOV.	DEC.
90.0 120.0	5.4	–	–	–	–	–	0.0	–	–	–	–	–
90.0 160.0	2.6	–	–	–	–	–	0.0	–	–	–	–	–
90.0 180.0	2.7	–	–	–	–	–	0.0	–	–	–	–	–
100.0 90.0	0.0	–	–	3.3	–	–	0.0	–	–	–	–	–

Eustomias spp.

STATION	JAN.	FEB.	MAR.	APR.	MAY	JUNE	JULY	AUG.	SEP.	OCT.	NOV.	DEC.
80.0 200.0	0.0	–	–	–	–	–	2.8	–	–	–	–	–

Photonectes spp.

STATION	JAN.	FEB.	MAR.	APR.	MAY	JUNE	JULY	AUG.	SEP.	OCT.	NOV.	DEC.
60.0 180.0	0.0	–	–	–	–	–	2.7	–	–	–	–	–
70.0 200.0	0.0	–	–	–	–	–	2.7	–	–	–	–	–
80.0 160.0	2.9	–	–	–	–	–	–	–	–	–	–	–
80.0 200.0	0.0	–	–	–	–	–	5.6	–	–	–	–	–
90.0 120.0	0.0	–	–	–	–	–	10.7	–	–	–	–	–
90.0 180.0	0.0	–	–	–	–	–	2.8	–	–	–	–	–

Tactostoma macropus

STATION	JAN.	FEB.	MAR.	APR.	MAY	JUNE	JULY	AUG.	SEP.	OCT.	NOV.	DEC.
60.0 140.0	0.0	–	–	–	–	–	2.6	–	–	–	–	–
90.0 90.0	0.0	–	–	0.0	–	–	0.0	–	3.1	–	–	–

TABLE 4. (cont.)

Stomias atriventer

STATION	JAN.	FEB.	MAR.	APR.	MAY	JUNE	JULY	AUG.	SEP.	OCT.	NOV.	DEC.
60.0 100.0	0.0	–	–	–	–	–	2.6	–	–	–	–	–
80.0 120.0	0.0	–	–	–	–	–	3.0	–	–	–	–	–
80.0 200.0	2.8	–	–	–	–	–	0.0	–	–	–	–	–
87.0 70.0	0.0	–	–	3.2	–	0.0	–	–	0.0	–	–	–
87.0 90.0	0.0	–	–	0.0	–	3.1	–	–	–	–	–	–
87.0 100.0	–	–	–	9.4	–	–	–	–	–	–	–	–
90.0 70.0	0.0	–	–	3.1	–	–	0.0	–	0.0	–	–	–
93.0 70.0	5.9	–	–	0.0	–	0.0	–	–	0.0	–	–	–
93.0 80.0	0.0	–	–	6.3	–	0.0	–	–	0.0	–	–	–
93.0 85.0	–	–	–	–	–	–	–	–	3.0	–	–	–
93.0 90.0	0.0	–	–	6.7	–	3.1	–	–	0.0	–	–	–
93.0 100.0	–	–	–	8.5	–	–	–	–	–	–	–	–
97.0 35.0	0.0	–	3.2	–	–	0.0	–	–	0.0	–	–	–
97.0 50.0	3.2	–	0.0	–	–	0.0	–	–	0.0	–	–	–
97.0 60.0	3.0	–	–	–	–	0.0	–	–	0.0	–	–	–
97.0 70.0	3.0	–	–	–	–	0.0	–	–	0.0	–	–	–
100.0 35.0	0.0	–	–	3.2	–	–	0.0	–	0.0	–	–	–
100.0 50.0	0.0	–	–	3.0	–	–	0.0	–	0.0	–	–	–
100.0 70.0	3.1	–	–	0.0	–	–	0.0	–	0.0	–	–	–
100.0 80.0	0.0	–	–	10.0	–	–	0.0	–	–	–	–	–
100.0 85.0	–	–	–	6.9	–	–	–	–	–	–	–	–
100.0 100.0	–	3.0	–	–	–	–	0.0	–	–	–	–	–
103.0 55.0	2.9	–	–	0.0	–	0.0	–	–	0.0	–	–	–
103.0 65.0	0.0	–	–	6.3	–	0.0	–	–	0.0	–	–	–
107.0 32.0	–	3.1	–	3.1	–	0.0	–	–	0.0	–	–	–
107.0 40.0	–	2.9	–	0.0	–	0.0	–	–	0.0	–	–	–
107.0 60.0	–	0.0	–	3.2	–	0.0	–	–	0.0	–	–	–
107.0 70.0	–	3.2	–	0.0	–	0.0	–	–	0.0	–	–	–
107.0 80.0	–	8.7	–	0.0	–	0.0	–	–	–	–	–	–
107.0 90.0	–	14.8	–	3.1	–	0.0	–	–	–	–	–	–
110.0 40.0	–	5.5	–	0.0	–	–	–	0.0	0.0	–	–	–
110.0 45.0	–	0.0	–	0.0	–	–	–	0.0	3.3	–	–	–
110.0 80.0	–	25.7	–	0.0	–	–	0.0	–	–	–	–	–
110.0 90.0	–	10.6	–	0.0	–	–	0.0	–	–	–	–	–
110.0 100.0	–	5.2	–	–	–	–	0.0	–	–	–	–	–
110.0 120.0	–	2.6	–	–	–	–	0.0	–	–	–	–	–
113.0 45.0	–	0.0	–	6.2	–	0.0	–	–	0.0	–	–	–
113.0 50.0	–	0.0	–	6.2	–	0.0	–	–	0.0	–	–	–
113.0 55.0	–	0.0	–	3.6	–	0.0	–	–	0.0	–	–	–
113.0 75.0	–	–	–	3.3	–	–	–	–	–	–	–	–
113.0 90.0	–	2.8	–	0.0	–	0.0	–	–	–	–	–	–
117.0 60.0	–	0.0	–	2.9	–	0.0	–	–	3.0	–	–	–
117.0 75.0	–	–	–	3.0	–	–	–	–	–	–	–	–
117.0 80.0	–	11.9	–	0.0	–	0.0	–	–	–	–	–	–
117.0 90.0	–	20.6	–	0.0	–	0.0	–	–	–	–	–	–
120.0 60.0	–	8.6	–	0.0	–	–	–	0.0	0.0	–	–	–

TABLE 4. (cont.)

Stomias atriventer (cont.)

STATION		JAN.	FEB.	MAR.	APR.	MAY	JUNE	JULY	AUG.	SEP.	OCT.	NOV.	DEC.
120.0	65.0	–	8.4	–	6.1	–	–	–	0.0	–	–	–	–
120.0	70.0	–	5.8	–	0.0	–	–	–	2.8	–	–	–	–
120.0	90.0	–	8.7	–	–	–	–	–	–	–	–	–	–
123.0	42.0	–	1.6	–	0.0	–	–	0.0	0.0	0.0	–	–	–
123.0	55.0	–	3.0	–	0.0	–	–	0.0	–	0.0	–	–	–
123.0	60.0	–	0.0	–	–	–	–	0.0	–	3.1	–	–	–
123.0	70.0	–	5.6	–	0.0	–	–	0.0	–	–	–	–	–
123.0	75.0	–	–	–	3.1	–	–	–	–	–	–	–	–
123.0	80.0	–	2.9	–	0.0	–	–	0.0	–	–	–	–	–
127.0	40.0	–	1.4	–	0.0	–	–	0.0	0.0	0.0	–	–	–
127.0	45.0	–	9.0	–	0.0	–	–	0.0	–	0.0	–	–	–
127.0	50.0	–	8.8	–	0.0	–	–	0.0	–	0.0	–	–	–
127.0	55.0	–	0.0	–	0.0	–	–	2.7	–	0.0	–	–	–
127.0	60.0	–	5.5	–	0.0	–	–	0.0	–	0.0	–	–	–
127.0	65.0	–	0.0	–	0.0	–	–	2.9	–	–	–	–	–
127.0	70.0	–	5.9	–	0.0	–	–	0.0	–	–	–	–	–
127.0	80.0	–	5.8	–	–	–	–	0.0	–	–	–	–	–
130.0	35.0	–	0.0	–	0.0	–	–	–	2.5	0.0	–	–	–
130.0	40.0	–	3.1	–	15.8	–	–	–	5.2	3.0	–	–	–
130.0	45.0	–	0.0	–	3.0	–	–	–	2.8	0.0	–	–	–
130.0	50.0	–	5.8	–	0.0	–	–	–	2.7	0.0	–	–	–
130.0	55.0	–	5.7	–	0.0	–	–	–	0.0	0.0	–	–	–
130.0	60.0	–	0.0	–	0.0	–	–	–	0.0	3.1	–	–	–
130.0	70.0	–	11.5	–	0.0	–	–	–	2.5	–	–	–	–
130.0	90.0	–	2.7	–	–	–	–	–	0.0	–	–	–	–
130.0	100.0	–	22.2	–	–	–	–	–	0.0	–	–	–	–
133.0	35.0	–	2.9	–	0.0	–	–	0.0	–	0.0	–	–	–
133.0	50.0	–	0.0	–	0.0	–	–	2.6	–	0.0	–	–	–
133.0	55.0	–	2.7	–	3.0	–	–	0.0	–	–	–	–	–
133.0	65.0	–	2.9	–	3.1	–	–	0.0	–	–	–	–	–
137.0	35.0	–	6.2	–	3.0	–	–	–	0.0	0.0	–	–	–
137.0	45.0	–	0.0	–	3.0	–	–	–	0.0	3.0	–	–	–
137.0	50.0	–	0.0	–	0.0	–	–	–	0.0	3.0	–	–	–
137.0	60.0	–	–	–	0.0	–	–	–	4.3	–	–	–	–
137.0	65.0	–	–	–	3.2	–	–	–	–	–	–	–	–
137.0	70.0	–	0.0	–	0.0	–	–	–	2.4	–	–	–	–
137.0	80.0	–	3.0	–	–	–	–	–	0.0	–	–	–	–
140.0	45.0	–	0.0	–	–	–	–	–	2.8	–	–	–	–

Evermannellidae

STATION		JAN.	FEB.	MAR.	APR.	MAY	JUNE	JULY	AUG.	SEP.	OCT.	NOV.	DEC.
130.0	80.0	–	2.8	–	–	–	–	–	0.0	–	–	–	–

TABLE 4. (cont.)

Paralepididae

STATION	JAN.	FEB.	MAR.	APR.	MAY	JUNE	JULY	AUG.	SEP.	OCT.	NOV.	DEC.
60.0 160.0	9.7	–	–	–	–	–	0.0	–	–	–	–	–
103.0 65.0	0.0	–	–	0.0	–	3.3	–	–	0.0	–	–	–
110.0 75.0	–	–	–	3.2	–	–	–	–	–	–	–	–

Lestidiops ringens

STATION	JAN.	FEB.	MAR.	APR.	MAY	JUNE	JULY	AUG.	SEP.	OCT.	NOV.	DEC.
60.0 200.0	0.0	–	–	–	–	–	2.7	–	–	–	–	–
63.0 55.0	0.0	–	–	1.9	–	–	0.0	–	–	–	–	–
63.0 60.0	9.8	–	–	0.0	–	–	0.0	–	–	–	–	–
67.0 55.0	0.0	–	–	2.7	–	–	0.0	–	–	–	–	–
67.0 80.0	–	–	–	5.3	–	–	–	–	–	–	–	–
70.0 60.0	5.7	–	–	0.0	–	–	0.0	–	–	–	–	–
70.0 70.0	5.4	–	–	5.8	–	–	0.0	–	–	–	–	–
70.0 90.0	0.0	–	–	–	–	–	5.5	–	–	–	–	–
70.0 100.0	0.0	–	–	–	–	–	2.8	–	–	–	–	–
73.0 53.0	2.7	–	–	0.0	–	–	0.0	–	–	–	–	–
73.0 60.0	2.8	–	–	0.0	–	–	0.0	–	–	–	–	–
77.0 55.0	0.0	–	–	3.6	–	–	0.0	–	–	–	–	–
80.0 60.0	0.0	–	–	0.0	–	–	2.8	0.0	–	–	–	–
80.0 65.0	0.0	–	–	0.0	–	–	3.0	0.0	–	–	–	–
80.0 80.0	3.0	–	–	0.0	–	–	0.0	–	0.0	–	–	–
80.0 90.0	0.0	–	–	–	–	–	2.8	–	–	–	–	–
80.0 120.0	5.9	–	–	–	–	–	0.0	–	–	–	–	–
83.0 80.0	0.0	–	–	2.9	–	0.0	–	–	0.0	–	–	–
83.0 90.0	3.0	–	–	–	–	0.0	–	–	–	–	–	–
87.0 34.0	2.7	–	–	0.0	–	0.0	–	–	0.0	–	–	–
87.0 60.0	0.0	–	–	0.0	–	3.3	–	–	0.0	–	–	–
87.0 65.0	0.0	–	–	0.0	–	3.2	–	–	0.0	–	–	–
87.0 80.0	0.0	–	–	0.0	–	3.3	–	–	0.0	–	–	–
87.0 90.0	0.0	–	–	0.0	–	3.1	–	–	–	–	–	–
90.0 80.0	2.7	–	–	0.0	–	–	5.2	–	0.0	–	–	–
90.0 90.0	0.0	–	–	6.4	–	–	0.0	–	0.0	–	–	–
90.0 120.0	0.0	–	–	–	–	–	2.7	–	–	–	–	–
90.0 200.0	2.8	–	–	–	–	–	0.0	–	–	–	–	–
93.0 75.0	–	–	–	–	–	–	–	–	2.9	–	–	–
93.0 80.0	3.0	–	–	0.0	–	0.0	–	–	17.6	–	–	–
93.0 85.0	–	–	–	–	–	–	–	–	6.0	–	–	–
93.0 90.0	0.0	–	–	0.0	–	0.0	–	–	25.6	–	–	–
97.0 40.0	0.0	–	0.0	–	–	0.0	–	–	3.0	–	–	–
97.0 65.0	3.1	–	0.0	–	–	3.0	–	–	0.0	–	–	–
97.0 75.0	–	–	–	0.0	–	–	–	–	3.2	–	–	–
97.0 80.0	0.0	–	–	–	–	0.0	–	–	2.9	–	–	–
100.0 40.0	0.0	–	–	0.0	–	–	2.8	–	0.0	–	–	–
100.0 45.0	0.0	–	–	2.3	–	–	0.0	–	0.0	–	–	–

TABLE 4. (cont.)

Lestidiops ringens (cont.)

STATION		JAN.	FEB.	MAR.	APR.	MAY	JUNE	JULY	AUG.	SEP.	OCT.	NOV.	DEC.
100.0	50.0	0.0	–	–	3.0	–	–	0.0	–	0.0	–	–	–
100.0	55.0	0.0	–	–	0.0	–	–	0.0	–	3.0	–	–	–
100.0	65.0	0.0	–	–	0.0	–	–	0.0	–	6.0	–	–	–
100.0	70.0	0.0	–	–	0.0	–	–	0.0	–	3.1	–	–	–
103.0	45.0	0.0	–	–	0.0	–	0.0	–	–	3.2	–	–	–
103.0	55.0	0.0	–	–	0.0	–	0.0	–	–	6.2	–	–	–
103.0	60.0	0.0	–	–	0.0	–	0.0	–	–	6.2	–	–	–
103.0	65.0	2.8	–	–	0.0	–	0.0	–	–	0.0	–	–	–
103.0	70.0	0.0	–	–	0.0	–	0.0	–	–	5.8	–	–	–
103.0	85.0	–	–	–	5.8	–	–	–	–	–	–	–	–
107.0	50.0	–	0.0	–	0.0	–	0.0	–	–	3.2	–	–	–
107.0	55.0	–	0.0	–	0.0	–	3.3	–	–	3.1	–	–	–
107.0	70.0	–	3.2	–	3.1	–	0.0	–	–	0.0	–	–	–
110.0	35.0	–	0.0	–	0.0	–	–	–	2.8	0.0	–	–	–
110.0	40.0	–	0.0	–	0.0	–	–	–	5.6	0.0	–	–	–
110.0	60.0	–	2.7	–	3.0	–	–	–	0.0	0.0	–	–	–
110.0	80.0	–	0.0	–	3.0	–	–	0.0	–	–	–	–	–
113.0	75.0	–	–	–	3.3	–	–	–	–	–	–	–	–
117.0	50.0	–	3.2	–	0.0	–	–	0.0	–	0.0	–	–	–
117.0	70.0	–	3.1	–	0.0	–	0.0	–	–	–	–	–	–
120.0	90.0	–	5.8	–	–	–	–	–	–	–	–	–	–
130.0	80.0	–	2.8	–	–	–	–	–	0.0	–	–	–	–

Notolepis risso

STATION		JAN.	FEB.	MAR.	APR.	MAY	JUNE	JULY	AUG.	SEP.	OCT.	NOV.	DEC.
60.0	140.0	14.2	–	–	–	–	–	0.0	–	–	–	–	–
60.0	180.0	0.0	–	–	–	–	–	2.7	–	–	–	–	–
60.0	200.0	3.1	–	–	–	–	–	0.0	–	–	–	–	–
87.0	60.0	0.0	–	–	2.4	–	0.0	–	–	0.0	–	–	–
90.0	160.0	0.0	–	–	–	–	–	2.6	–	–	–	–	–
93.0	60.0	0.0	–	–	0.0	–	3.3	–	–	0.0	–	–	–
93.0	65.0	0.0	–	–	0.0	–	3.3	–	–	0.0	–	–	–
103.0	70.0	3.0	–	–	0.0	–	0.0	–	–	0.0	–	–	–
107.0	70.0	–	3.2	–	0.0	–	0.0	–	–	0.0	–	–	–

Paralepis atlantica

STATION		JAN.	FEB.	MAR.	APR.	MAY	JUNE	JULY	AUG.	SEP.	OCT.	NOV.	DEC.
80.0	200.0	2.8	–	–	–	–	–	0.0	–	–	–	–	–

TABLE 4. (cont.)

Stemonosudis macrura

STATION	JAN.	FEB.	MAR.	APR.	MAY	JUNE	JULY	AUG.	SEP.	OCT.	NOV.	DEC.
90.0 160.0	0.0	–	–	–	–	–	2.6	–	–	–	–	–
90.0 180.0	0.0	–	–	–	–	–	2.8	–	–	–	–	–
127.0 65.0	–	0.0	–	0.0	–	–	2.9	–	–	–	–	–
127.0 70.0	–	0.0	–	0.0	–	–	2.8	–	–	–	–	–
133.0 65.0	–	0.0	–	0.0	–	–	2.6	–	–	–	–	–
133.0 70.0	–	0.0	–	0.0	–	–	2.7	–	–	–	–	–

Sudis atrox

STATION	JAN.	FEB.	MAR.	APR.	MAY	JUNE	JULY	AUG.	SEP.	OCT.	NOV.	DEC.
80.0 200.0	0.0	–	–	–	–	–	5.6	–	–	–	–	–
90.0 180.0	0.0	–	–	–	–	–	5.6	–	–	–	–	–
110.0 160.0	–	2.8	–	–	–	–	2.9	–	–	–	–	–

Scopelosaurus spp.

STATION	JAN.	FEB.	MAR.	APR.	MAY	JUNE	JULY	AUG.	SEP.	OCT.	NOV.	DEC.
60.0 140.0	0.0	–	–	–	–	–	2.6	–	–	–	–	–
60.0 200.0	0.0	–	–	–	–	–	2.7	–	–	–	–	–
70.0 100.0	0.0	–	–	–	–	–	5.6	–	–	–	–	–
70.0 120.0	0.0	–	–	–	–	–	2.7	–	–	–	–	–
73.0 60.0	0.0	–	–	0.0	–	–	2.8	–	–	–	–	–
80.0 80.0	3.0	–	–	0.0	–	–	0.0	–	0.0	–	–	–
80.0 120.0	0.0	–	–	–	–	–	5.9	–	–	–	–	–
87.0 80.0	0.0	–	–	0.0	–	0.0	–	–	3.0	–	–	–
90.0 100.0	2.8	–	–	0.0	–	–	0.0	–	–	–	–	–
93.0 80.0	0.0	–	–	3.2	–	0.0	–	–	0.0	–	–	–
93.0 90.0	0.0	–	–	3.4	–	0.0	–	–	0.0	–	–	–
93.0 100.0	–	–	–	2.8	–	–	–	–	–	–	–	–
100.0 70.0	0.0	–	–	0.0	–	–	2.3	–	0.0	–	–	–
100.0 85.0	–	–	–	3.5	–	–	–	–	–	–	–	–
100.0 90.0	0.0	–	–	3.3	–	–	0.0	–	–	–	–	–
100.0 120.0	–	3.0	–	–	–	–	0.0	–	–	–	–	–
103.0 80.0	–	0.0	–	3.0	–	0.0	–	–	–	–	–	–
103.0 90.0	–	0.0	–	3.2	–	0.0	–	–	–	–	–	–
107.0 80.0	–	0.0	–	0.0	–	3.2	–	–	–	–	–	–

Scopelarchidae

STATION	JAN.	FEB.	MAR.	APR.	MAY	JUNE	JULY	AUG.	SEP.	OCT.	NOV.	DEC.
70.0 200.0	6.1	–	–	–	–	–	0.0	–	–	–	–	–
80.0 200.0	0.0	–	–	–	–	–	5.6	–	–	–	–	–
83.0 43.0	0.0	–	–	2.8	–	0.0	–	–	0.0	–	–	–

TABLE 4. (cont.)

Scopelarchidae (cont.)

STATION	JAN.	FEB.	MAR.	APR.	MAY	JUNE	JULY	AUG.	SEP.	OCT.	NOV.	DEC.
83.0 90.0	0.0	–	–	–	–	3.2	–	–	–	–	–	–
90.0 65.0	0.0	–	–	2.9	–	–	0.0	–	0.0	–	–	–
90.0 160.0	2.6	–	–	–	–	–	10.4	–	–	–	–	–
93.0 80.0	0.0	–	–	0.0	–	0.0	–	–	2.9	–	–	–
97.0 50.0	0.0	–	0.0	–	–	3.3	–	–	0.0	–	–	–
97.0 80.0	0.0	–	–	–	–	3.2	–	–	2.9	–	–	–
100.0 60.0	0.0	–	–	0.0	–	–	0.0	–	2.9	–	–	–
100.0 70.0	0.0	–	–	0.0	–	–	0.0	–	3.1	–	–	–
103.0 70.0	0.0	–	–	0.0	–	3.4	–	–	0.0	–	–	–
107.0 90.0	–	3.0	–	0.0	–	0.0	–	–	–	–	–	–
110.0 40.0	–	0.0	–	0.0	–	–	–	2.8	0.0	–	–	–
110.0 120.0	–	5.2	–	–	–	–	5.4	–	–	–	–	–
110.0 140.0	–	8.1	–	–	–	–	0.0	–	–	–	–	–
117.0 90.0	–	2.9	–	0.0	–	0.0	–	–	–	–	–	–
123.0 50.0	–	0.0	–	0.0	–	–	5.7	–	0.0	–	–	–
127.0 45.0	–	6.0	–	0.0	–	–	0.0	–	3.1	–	–	–
127.0 50.0	–	0.0	–	0.0	–	–	0.0	–	3.0	–	–	–
127.0 70.0	–	0.0	–	0.0	–	–	2.8	–	–	–	–	–
127.0 80.0	–	0.0	–	–	–	–	8.2	–	–	–	–	–
130.0 60.0	–	0.0	–	0.0	–	–	–	2.8	0.0	–	–	–
130.0 70.0	–	2.9	–	0.0	–	–	–	0.0	–	–	–	–
130.0 100.0	–	5.5	–	–	–	–	–	0.0	–	–	–	–
130.0 120.0	–	2.8	–	–	–	–	–	2.7	–	–	–	–
133.0 70.0	–	0.0	–	3.0	–	–	0.0	–	–	–	–	–
133.0 80.0	–	0.0	–	–	–	–	5.1	–	–	–	–	–

Myctophidae

STATION	JAN.	FEB.	MAR.	APR.	MAY	JUNE	JULY	AUG.	SEP.	OCT.	NOV.	DEC.
60.0 51.0	0.0	–	–	–	–	–	2.0	–	–	–	–	–
60.0 100.0	6.2	–	–	–	–	–	0.0	–	–	–	–	–
60.0 140.0	0.0	–	–	–	–	–	5.2	–	–	–	–	–
60.0 200.0	0.0	–	–	–	–	–	27.4	–	–	–	–	–
63.0 55.0	0.0	–	–	0.0	–	–	2.8	–	–	–	–	–
67.0 49.0	3.2	–	–	0.0	–	–	0.0	–	–	–	–	–
70.0 70.0	2.7	–	–	2.9	–	–	0.0	–	–	–	–	–
70.0 90.0	0.0	–	–	–	–	–	8.3	–	–	–	–	–
70.0 100.0	0.0	–	–	–	–	–	2.8	–	–	–	–	–
70.0 120.0	3.0	–	–	–	–	–	2.7	–	–	–	–	–
70.0 200.0	0.0	–	–	–	–	–	5.3	–	–	–	–	–
73.0 60.0	2.8	–	–	0.0	–	–	0.0	–	–	–	–	–
73.0 65.0	–	–	–	2.9	–	–	–	–	–	–	–	–
77.0 70.0	–	–	–	2.3	–	–	–	–	–	–	–	–
77.0 80.0	–	–	–	2.8	–	–	–	–	–	–	–	–
80.0 51.0	0.0	–	–	0.0	–	–	1.6	0.0	–	–	–	–

TABLE 4. (cont.)

Myctophidae (cont.)

STATION	JAN.	FEB.	MAR.	APR.	MAY	JUNE	JULY	AUG.	SEP.	OCT.	NOV.	DEC.
80.0 65.0	0.0	–	–	0.0	–	–	5.9	0.0	–	–	–	–
80.0 90.0	5.8	–	–	–	–	–	0.0	–	–	–	–	–
80.0 100.0	3.0	–	–	–	–	–	3.0	–	–	–	–	–
80.0 120.0	5.9	–	–	–	–	–	0.0	–	–	–	–	–
80.0 160.0	5.8	–	–	–	–	–	–	–	–	–	–	–
80.0 200.0	8.5	–	–	–	–	–	8.4	–	–	–	–	–
83.0 60.0	0.0	–	–	0.0	–	10.4	–	–	0.0	–	–	–
83.0 65.0	0.0	–	–	2.9	–	3.3	–	–	0.0	–	–	–
83.0 70.0	0.0	–	–	3.2	–	20.2	–	–	0.0	–	–	–
83.0 80.0	0.0	–	–	2.9	–	0.0	–	–	0.0	–	–	–
83.0 90.0	0.0	–	–	–	–	3.2	–	–	–	–	–	–
87.0 34.0	0.0	–	–	0.0	–	2.6	–	–	0.0	–	–	–
87.0 35.0	0.0	–	–	0.0	–	12.3	–	–	0.0	–	–	–
87.0 60.0	3.0	–	–	0.0	–	3.3	–	–	0.0	–	–	–
87.0 65.0	3.1	–	–	0.0	–	0.0	–	–	0.0	–	–	–
87.0 80.0	0.0	–	–	3.0	–	3.3	–	–	0.0	–	–	–
87.0 90.0	3.0	–	–	0.0	–	6.2	–	–	–	–	–	–
87.0 100.0	–	–	–	6.2	–	–	–	–	–	–	–	–
90.0 53.0	0.0	–	–	6.6	–	–	0.0	–	0.0	–	–	–
90.0 65.0	6.5	–	–	5.9	–	–	0.0	–	0.0	–	–	–
90.0 70.0	0.0	–	–	0.0	–	–	5.5	–	0.0	–	–	–
90.0 80.0	0.0	–	–	6.4	–	–	0.0	–	0.0	–	–	–
90.0 90.0	0.0	–	–	9.6	–	–	0.0	–	3.1	–	–	–
90.0 100.0	5.5	–	–	0.0	–	–	5.5	–	–	–	–	–
90.0 160.0	0.0	–	–	–	–	–	12.9	–	–	–	–	–
90.0 180.0	0.0	–	–	–	–	–	2.8	–	–	–	–	–
90.0 200.0	2.8	–	–	–	–	–	8.3	–	–	–	–	–
93.0 28.0	0.0	–	3.3	–	–	0.0	–	–	0.0	–	–	–
93.0 35.0	0.0	–	2.9	–	–	0.0	–	–	0.0	–	–	–
93.0 40.0	0.0	–	–	0.0	–	0.0	–	–	6.3	–	–	–
93.0 55.0	0.0	–	–	0.0	–	3.3	–	–	0.0	–	–	–
93.0 60.0	0.0	–	–	6.8	–	0.0	–	–	0.0	–	–	–
93.0 70.0	0.0	–	–	0.0	–	3.3	–	–	13.8	–	–	–
93.0 80.0	0.0	–	–	3.2	–	0.0	–	–	8.8	–	–	–
93.0 90.0	0.0	–	–	3.4	–	0.0	–	–	0.0	–	–	–
93.0 100.0	–	–	–	2.8	–	–	–	–	–	–	–	–
97.0 32.0	0.0	–	0.0	–	–	0.0	–	–	3.1	–	–	–
97.0 35.0	0.0	–	3.2	–	–	0.0	–	–	0.0	–	–	–
97.0 40.0	0.0	–	3.2	–	–	0.0	–	–	0.0	–	–	–
97.0 45.0	3.0	–	10.4	–	–	0.0	–	–	0.0	–	–	–
97.0 50.0	6.3	–	3.2	–	–	0.0	–	–	0.0	–	–	–
97.0 55.0	3.0	–	–	–	–	0.0	–	–	0.0	–	–	–
97.0 80.0	3.3	–	–	–	–	0.0	–	–	0.0	–	–	–
97.0 85.0	–	–	–	7.2	–	–	–	–	–	–	–	–
97.0 100.0	–	–	–	3.5	–	–	–	–	–	–	–	–
100.0 35.0	0.0	–	–	3.2	–	–	0.0	–	6.1	–	–	–

TABLE 4. (cont.)

Myctophidae (cont.)

STATION		JAN.	FEB.	MAR.	APR.	MAY	JUNE	JULY	AUG.	SEP.	OCT.	NOV.	DEC.
100.0	45.0	0.0	–	–	0.0	–	–	2.9	–	0.0	–	–	–
100.0	50.0	0.0	–	–	3.0	–	–	0.0	–	3.0	–	–	–
100.0	65.0	0.0	–	–	0.0	–	–	3.1	–	0.0	–	–	–
100.0	70.0	3.1	–	–	0.0	–	–	0.0	–	3.1	–	–	–
100.0	75.0	–	–	–	3.4	–	–	–	–	–	–	–	–
100.0	80.0	5.8	–	–	3.3	–	–	0.0	–	–	–	–	–
100.0	85.0	–	–	–	6.9	–	–	–	–	–	–	–	–
100.0	90.0	0.0	–	–	9.9	–	–	0.0	–	–	–	–	–
100.0	100.0	–	5.9	–	–	–	–	0.0	–	–	–	–	–
103.0	45.0	0.0	–	–	9.1	–	0.0	–	–	0.0	–	–	–
103.0	60.0	0.0	–	–	0.0	–	0.0	–	–	3.1	–	–	–
103.0	70.0	0.0	–	–	3.1	–	0.0	–	–	2.9	–	–	–
103.0	80.0	–	3.0	–	0.0	–	6.0	–	–	–	–	–	–
103.0	90.0	–	0.0	–	6.3	–	6.7	–	–	–	–	–	–
105.0	140.0	–	2.8	–	–	–	–	0.0	–	–	–	–	–
107.0	31.0	–	0.0	–	5.7	–	0.0	–	–	0.0	–	–	–
107.0	32.0	–	0.0	–	3.1	–	0.0	–	–	0.0	–	–	–
107.0	45.0	–	0.0	–	3.0	–	0.0	–	–	0.0	–	–	–
107.0	50.0	–	0.0	–	0.0	–	0.0	–	–	6.4	–	–	–
107.0	60.0	–	3.0	–	3.2	–	0.0	–	–	5.9	–	–	–
107.0	65.0	–	0.0	–	0.0	–	0.0	–	–	6.6	–	–	–
107.0	70.0	–	9.5	–	0.0	–	6.1	–	–	0.0	–	–	–
107.0	80.0	–	0.0	–	3.0	–	6.4	–	–	–	–	–	–
107.0	90.0	–	5.9	–	3.1	–	0.0	–	–	–	–	–	–
110.0	35.0	–	0.0	–	0.0	–	–	–	5.7	0.0	–	–	–
110.0	40.0	–	0.0	–	0.0	–	–	–	8.5	0.0	–	–	–
110.0	50.0	–	2.8	–	0.0	–	–	–	0.0	3.1	–	–	–
110.0	55.0	–	0.0	–	3.0	–	–	–	0.0	3.1	–	–	–
110.0	60.0	–	0.0	–	6.1	–	–	–	0.0	0.0	–	–	–
110.0	70.0	–	5.6	–	0.0	–	–	–	0.0	–	–	–	–
110.0	90.0	–	0.0	–	0.0	–	–	2.8	–	–	–	–	–
110.0	100.0	–	0.0	–	–	–	–	4.2	–	–	–	–	–
110.0	120.0	–	2.6	–	–	–	–	2.7	–	–	–	–	–
110.0	160.0	–	14.0	–	–	–	–	0.0	–	–	–	–	–
113.0	40.0	–	0.0	–	0.0	–	6.5	–	–	0.0	–	–	–
113.0	45.0	–	0.0	–	0.0	–	15.4	–	–	0.0	–	–	–
113.0	50.0	–	0.0	–	3.1	–	0.0	–	–	36.0	–	–	–
113.0	55.0	–	0.0	–	0.0	–	0.0	–	–	5.9	–	–	–
113.0	60.0	–	0.0	–	0.0	–	0.0	–	–	5.8	–	–	–
113.0	65.0	–	0.0	–	0.0	–	6.1	–	–	–	–	–	–
113.0	70.0	–	0.0	–	3.1	–	3.4	–	–	–	–	–	–
113.0	80.0	–	0.0	–	6.2	–	0.0	–	–	–	–	–	–
113.0	90.0	–	0.0	–	0.0	–	3.3	–	–	–	–	–	–
117.0	40.0	–	3.0	–	0.0	–	–	0.0	–	0.0	–	–	–
117.0	45.0	–	0.0	–	2.9	–	–	0.0	–	0.0	–	–	–
117.0	50.0	–	0.0	–	0.0	–	–	6.6	–	0.0	–	–	–

TABLE 4. (cont.)

Myctophidae (cont.)

STATION		JAN.	FEB.	MAR.	APR.	MAY	JUNE	JULY	AUG.	SEP.	OCT.	NOV.	DEC.
117.0	55.0	-	0.0	-	0.0	-	-	6.6	-	5.8	-	-	-
117.0	75.0	-	-	-	3.0	-	-	-	-	-	-	-	-
117.0	80.0	-	0.0	-	6.1	-	0.0	-	-	-	-	-	-
117.0	85.0	-	-	-	8.7	-	-	-	-	-	-	-	-
117.0	90.0	-	0.0	-	5.6	-	0.0	-	-	-	-	-	-
120.0	50.0	-	0.0	-	0.0	-	-	-	6.0	0.0	-	-	-
120.0	55.0	-	0.0	-	0.0	-	-	-	5.1	3.0	-	-	-
120.0	60.0	-	0.0	-	0.0	-	-	-	0.0	6.3	-	-	-
120.0	65.0	-	0.0	-	0.0	-	-	-	8.0	-	-	-	-
120.0	75.0	-	-	-	9.3	-	-	-	-	-	-	-	-
120.0	80.0	-	0.0	-	0.0	-	-	-	10.8	-	-	-	-
123.0	50.0	-	0.0	-	0.0	-	-	5.7	-	0.0	-	-	-
123.0	55.0	-	0.0	-	0.0	-	-	0.0	-	3.1	-	-	-
123.0	65.0	-	0.0	-	3.1	-	-	0.0	-	-	-	-	-
123.0	70.0	-	0.0	-	18.5	-	-	0.0	-	-	-	-	-
123.0	80.0	-	0.0	-	3.1	-	-	0.0	-	-	-	-	-
127.0	33.0	-	2.8	-	2.7	-	-	0.0	-	0.0	-	-	-
127.0	34.0	-	2.6	-	0.0	-	-	0.0	-	0.0	-	-	-
127.0	40.0	-	7.2	-	5.9	-	-	0.0	2.7	0.0	-	-	-
127.0	45.0	-	0.0	-	6.2	-	-	0.0	-	0.0	-	-	-
127.0	50.0	-	0.0	-	3.0	-	-	0.0	-	3.0	-	-	-
127.0	55.0	-	0.0	-	8.9	-	-	0.0	-	12.7	-	-	-
127.0	65.0	-	0.0	-	2.9	-	-	0.0	-	-	-	-	-
127.0	70.0	-	0.0	-	2.9	-	-	11.4	-	-	-	-	-
127.0	80.0	-	0.0	-	-	-	-	5.5	-	-	-	-	-
130.0	25.5	-	0.0	-	0.0	-	-	-	0.0	1.9	-	-	-
130.0	40.0	-	0.0	-	9.5	-	-	-	5.2	18.0	-	-	-
130.0	45.0	-	8.4	-	0.0	-	-	-	5.7	12.1	-	-	-
130.0	50.0	-	0.0	-	5.9	-	-	-	8.2	3.3	-	-	-
130.0	55.0	-	0.0	-	8.8	-	-	-	27.3	12.4	-	-	-
130.0	60.0	-	0.0	-	0.0	-	-	-	8.4	3.1	-	-	-
130.0	80.0	-	5.6	-	-	-	-	-	0.0	-	-	-	-
130.0	90.0	-	0.0	-	-	-	-	-	16.3	-	-	-	-
130.0	120.0	-	16.6	-	-	-	-	-	2.7	-	-	-	-
133.0	30.0	-	0.0	-	3.1	-	-	0.0	-	0.0	-	-	-
133.0	40.0	-	0.0	-	6.2	-	-	2.9	-	0.0	-	-	-
133.0	45.0	-	0.0	-	9.1	-	-	5.3	-	0.0	-	-	-
133.0	50.0	-	11.3	-	0.0	-	-	0.0	-	0.0	-	-	-
133.0	55.0	-	0.0	-	0.0	-	-	5.3	-	-	-	-	-
133.0	65.0	-	8.6	-	12.4	-	-	0.0	-	-	-	-	-
133.0	70.0	-	2.8	-	0.0	-	-	0.0	-	-	-	-	-
133.0	80.0	-	0.0	-	-	-	-	2.5	-	-	-	-	-
137.0	35.0	-	3.1	-	3.0	-	-	-	0.0	9.3	-	-	-
137.0	45.0	-	0.0	-	0.0	-	-	-	6.5	0.0	-	-	-
137.0	50.0	-	3.3	-	2.7	-	-	-	5.2	0.0	-	-	-
137.0	55.0	-	0.0	-	0.0	-	-	-	8.3	-	-	-	-

TABLE 4. (cont.)

Myctophidae (cont.)

STATION	JAN.	FEB.	MAR.	APR.	MAY	JUNE	JULY	AUG.	SEP.	OCT.	NOV.	DEC.
137.0 60.0	-	-	-	0.0	-	-	-	2.2	-	-	-	-
137.0 65.0	-	-	-	12.9	-	-	-	-	-	-	-	-
137.0 70.0	-	6.0	-	0.0	-	-	-	0.0	-	-	-	-
137.0 80.0	-	3.0	-	-	-	-	-	5.0	-	-	-	-
140.0 28.8	-	0.7	-	-	-	-	-	0.0	-	-	-	-
140.0 50.0	-	11.8	-	-	-	-	-	9.2	-	-	-	-

Ceratoscopelus townsendi

STATION	JAN.	FEB.	MAR.	APR.	MAY	JUNE	JULY	AUG.	SEP.	OCT.	NOV.	DEC.
60.0 140.0	3.5	-	-	-	-	-	33.9	-	-	-	-	-
60.0 160.0	6.5	-	-	-	-	-	2.9	-	-	-	-	-
60.0 180.0	11.8	-	-	-	-	-	10.8	-	-	-	-	-
60.0 200.0	9.3	-	-	-	-	-	142.5	-	-	-	-	-
70.0 51.0	0.0	-	-	0.0	-	-	2.9	-	-	-	-	-
70.0 80.0	5.6	-	-	0.0	-	-	0.0	-	-	-	-	-
70.0 90.0	0.0	-	-	-	-	-	24.8	-	-	-	-	-
70.0 100.0	0.0	-	-	-	-	-	2.8	-	-	-	-	-
70.0 120.0	6.0	-	-	-	-	-	21.9	-	-	-	-	-
70.0 160.0	17.8	-	-	-	-	-	-	-	-	-	-	-
70.0 180.0	11.9	-	-	-	-	-	-	-	-	-	-	-
70.0 200.0	30.6	-	-	-	-	-	18.6	-	-	-	-	-
73.0 60.0	0.0	-	-	0.0	-	-	2.8	-	-	-	-	-
80.0 60.0	0.0	-	-	0.0	-	-	2.8	0.0	-	-	-	-
80.0 75.0	-	-	-	-	-	-	-	-	2.7	-	-	-
80.0 100.0	3.0	-	-	-	-	-	0.0	-	-	-	-	-
80.0 140.0	16.4	-	-	-	-	-	-	-	-	-	-	-
80.0 160.0	157.7	-	-	-	-	-	-	-	-	-	-	-
80.0 180.0	24.7	-	-	-	-	-	-	-	-	-	-	-
80.0 200.0	22.6	-	-	-	-	-	95.5	-	-	-	-	-
83.0 65.0	0.0	-	-	2.9	-	0.0	-	-	0.0	-	-	-
87.0 70.0	0.0	-	-	9.6	-	0.0	-	-	0.0	-	-	-
87.0 80.0	0.0	-	-	3.0	-	0.0	-	-	0.0	-	-	-
87.0 90.0	0.0	-	-	0.0	-	46.8	-	-	-	-	-	-
87.0 100.0	-	-	-	3.1	-	-	-	-	-	-	-	-
90.0 65.0	0.0	-	-	2.9	-	-	2.7	-	0.0	-	-	-
90.0 70.0	0.0	-	-	0.0	-	-	2.8	-	0.0	-	-	-
90.0 80.0	0.0	-	-	0.0	-	-	13.1	-	0.0	-	-	-
90.0 90.0	0.0	-	-	0.0	-	-	2.3	-	24.6	-	-	-
90.0 100.0	2.8	-	-	0.0	-	-	5.5	-	-	-	-	-
90.0 120.0	21.7	-	-	-	-	-	88.4	-	-	-	-	-
90.0 140.0	0.0	-	-	-	-	-	67.0	-	-	-	-	-
90.0 160.0	13.0	-	-	-	-	-	57.0	-	-	-	-	-
90.0 180.0	16.4	-	-	-	-	-	120.0	-	-	-	-	-
90.0 200.0	33.7	-	-	-	-	-	24.8	-	-	-	-	-

TABLE 4. (cont.)

Ceratoscopelus townsendi (cont.)

STATION		JAN.	FEB.	MAR.	APR.	MAY	JUNE	JULY	AUG.	SEP.	OCT.	NOV.	DEC.
93.0	85.0	-	-	-	-	-	-	-	-	26.9	-	-	-
93.0	90.0	0.0	-	-	6.7	-	0.0	-	-	2.8	-	-	-
93.0	100.0	-	-	-	8.5	-	-	-	-	-	-	-	-
97.0	80.0	0.0	-	-	-	-	9.7	-	-	58.0	-	-	-
97.0	100.0	-	-	-	7.0	-	-	-	-	-	-	-	-
100.0	40.0	0.0	-	-	0.0	-	-	2.8	-	0.0	-	-	-
100.0	65.0	0.0	-	-	0.0	-	-	3.1	-	3.0	-	-	-
100.0	70.0	3.1	-	-	0.0	-	-	0.0	-	15.4	-	-	-
100.0	85.0	-	-	-	17.3	-	-	-	-	-	-	-	-
100.0	90.0	0.0	-	-	19.9	-	-	2.9	-	-	-	-	-
100.0	100.0	-	3.0	-	-	-	-	9.0	-	-	-	-	-
100.0	120.0	-	3.0	-	-	-	-	15.0	-	-	-	-	-
103.0	60.0	0.0	-	-	0.0	-	0.0	-	-	15.4	-	-	-
103.0	65.0	0.0	-	-	0.0	-	0.0	-	-	16.0	-	-	-
103.0	70.0	0.0	-	-	0.0	-	26.9	-	-	0.0	-	-	-
103.0	75.0	-	-	-	3.2	-	-	-	-	-	-	-	-
103.0	80.0	-	0.0	-	0.0	-	3.0	-	-	-	-	-	-
103.0	85.0	-	-	-	17.4	-	-	-	-	-	-	-	-
103.0	90.0	-	0.0	-	3.2	-	10.0	-	-	-	-	-	-
105.0	140.0	-	27.8	-	-	-	-	16.7	-	-	-	-	-
107.0	60.0	-	0.0	-	0.0	-	0.0	-	-	3.0	-	-	-
107.0	65.0	-	0.0	-	0.0	-	0.0	-	-	26.2	-	-	-
107.0	70.0	-	0.0	-	0.0	-	6.1	-	-	15.1	-	-	-
107.0	90.0	-	3.0	-	3.1	-	20.0	-	-	-	-	-	-
110.0	40.0	-	0.0	-	0.0	-	-	-	45.1	0.0	-	-	-
110.0	45.0	-	0.0	-	0.0	-	-	-	10.3	0.0	-	-	-
110.0	60.0	-	0.0	-	0.0	-	-	-	0.0	6.0	-	-	-
110.0	65.0	-	0.0	-	0.0	-	-	-	0.0	3.1	-	-	-
110.0	75.0	-	-	-	3.2	-	-	-	-	-	-	-	-
110.0	80.0	-	7.7	-	3.0	-	-	0.0	-	-	-	-	-
110.0	90.0	-	2.6	-	0.0	-	-	0.0	-	-	-	-	-
110.0	100.0	-	10.4	-	-	-	-	8.5	-	-	-	-	-
110.0	120.0	-	2.6	-	-	-	-	67.8	-	-	-	-	-
110.0	140.0	-	13.5	-	-	-	-	46.8	-	-	-	-	-
110.0	160.0	-	5.6	-	-	-	-	119.7	-	-	-	-	-
113.0	35.0	-	0.0	-	0.0	-	3.3	-	-	0.0	-	-	-
113.0	45.0	-	0.0	-	6.2	-	0.0	-	-	4.9	-	-	-
113.0	50.0	-	0.0	-	0.0	-	0.0	-	-	30.0	-	-	-
113.0	65.0	-	0.0	-	0.0	-	3.0	-	-	-	-	-	-
113.0	90.0	-	0.0	-	0.0	-	6.5	-	-	-	-	-	-
117.0	50.0	-	0.0	-	0.0	-	-	0.0	-	2.8	-	-	-
117.0	55.0	-	0.0	-	0.0	-	-	0.0	-	8.7	-	-	-
117.0	60.0	-	0.0	-	0.0	-	0.0	-	-	15.1	-	-	-
117.0	80.0	-	0.0	-	3.1	-	0.0	-	-	-	-	-	-
117.0	85.0	-	-	-	5.8	-	-	-	-	-	-	-	-
117.0	90.0	-	0.0	-	0.0	-	3.3	-	-	-	-	-	-

TABLE 4. (cont.)

Ceratoscopelus townsendi (cont.)

STATION		JAN.	FEB.	MAR.	APR.	MAY	JUNE	JULY	AUG.	SEP.	OCT.	NOV.	DEC.
120.0	55.0	–	0.0	–	0.0	–	–	–	46.1	0.0	–	–	–
120.0	60.0	–	0.0	–	0.0	–	–	–	14.1	0.0	–	–	–
120.0	65.0	–	0.0	–	0.0	–	–	–	2.7	–	–	–	–
120.0	80.0	–	0.0	–	0.0	–	–	–	13.5	–	–	–	–
120.0	100.0	–	14.9	–	–	–	–	–	15.6	–	–	–	–
120.0	120.0	–	0.0	–	–	–	–	–	24.8	–	–	–	–
123.0	50.0	–	0.0	–	0.0	–	–	11.4	–	0.0	–	–	–
123.0	60.0	–	0.0	–	–	–	–	2.7	–	0.0	–	–	–
123.0	70.0	–	0.0	–	0.0	–	–	2.8	–	–	–	–	–
123.0	80.0	–	0.0	–	3.1	–	–	2.8	–	–	–	–	–
127.0	55.0	–	0.0	–	0.0	–	–	8.2	–	0.0	–	–	–
127.0	60.0	–	0.0	–	3.1	–	–	0.0	–	0.0	–	–	–
127.0	65.0	–	0.0	–	2.9	–	–	17.3	–	–	–	–	–
127.0	70.0	–	0.0	–	0.0	–	–	19.9	–	–	–	–	–
127.0	80.0	–	0.0	–	–	–	–	185.6	–	–	–	–	–
130.0	40.0	–	0.0	–	3.2	–	–	–	2.6	0.0	–	–	–
130.0	50.0	–	0.0	–	0.0	–	–	–	5.5	0.0	–	–	–
130.0	55.0	–	2.9	–	2.9	–	–	–	13.7	0.0	–	–	–
130.0	60.0	–	0.0	–	0.0	–	–	–	19.7	0.0	–	–	–
130.0	100.0	–	5.5	–	–	–	–	–	31.2	–	–	–	–
130.0	120.0	–	52.4	–	–	–	–	–	2.7	–	–	–	–
133.0	45.0	–	0.0	–	0.0	–	–	5.3	–	0.0	–	–	–
133.0	50.0	–	2.8	–	0.0	–	–	2.6	–	0.0	–	–	–
133.0	55.0	–	0.0	–	0.0	–	–	2.7	–	–	–	–	–
133.0	60.0	–	0.0	–	0.0	–	–	2.8	–	–	–	–	–
133.0	65.0	–	0.0	–	3.1	–	–	10.6	–	–	–	–	–
133.0	70.0	–	0.0	–	5.9	–	–	5.4	–	–	–	–	–
137.0	45.0	–	2.9	–	0.0	–	–	–	0.0	0.0	–	–	–
137.0	50.0	–	0.0	–	0.0	–	–	–	7.8	0.0	–	–	–
137.0	60.0	–	–	–	0.0	–	–	–	4.3	–	–	–	–
137.0	65.0	–	–	–	3.2	–	–	–	–	–	–	–	–
140.0	50.0	–	0.0	–	–	–	–	–	2.3	–	–	–	–

Diaphus spp.

STATION		JAN.	FEB.	MAR.	APR.	MAY	JUNE	JULY	AUG.	SEP.	OCT.	NOV.	DEC.
60.0	90.0	0.0	–	–	–	–	–	5.6	–	–	–	–	–
60.0	100.0	0.0	–	–	–	–	–	28.9	–	–	–	–	–
60.0	120.0	0.0	–	–	–	–	–	2.7	–	–	–	–	–
60.0	140.0	0.0	–	–	–	–	–	15.7	–	–	–	–	–
60.0	200.0	0.0	–	–	–	–	–	2.7	–	–	–	–	–
63.0	55.0	0.0	–	–	0.0	–	–	2.8	–	–	–	–	–
63.0	60.0	0.0	–	–	0.0	–	–	5.7	–	–	–	–	–
67.0	55.0	0.0	–	–	0.0	–	–	14.4	–	–	–	–	–
70.0	51.0	0.0	–	–	0.0	–	–	2.9	–	–	–	–	–

TABLE 4. (cont.)

Diaphus spp. (cont.)

STATION	JAN.	FEB.	MAR.	APR.	MAY	JUNE	JULY	AUG.	SEP.	OCT.	NOV.	DEC.
70.0 80.0	0.0	–	–	0.0	–	–	3.2	–	–	–	–	–
70.0 90.0	0.0	–	–	–	–	–	16.5	–	–	–	–	–
70.0 100.0	0.0	–	–	–	–	–	2.8	–	–	–	–	–
70.0 120.0	0.0	–	–	–	–	–	13.7	–	–	–	–	–
70.0 200.0	0.0	–	–	–	–	–	8.0	–	–	–	–	–
73.0 51.0	0.0	–	–	0.0	–	–	12.7	–	–	–	–	–
73.0 53.0	0.0	–	–	0.0	–	–	13.9	–	–	–	–	–
73.0 60.0	0.0	–	–	0.0	–	–	33.8	–	–	–	–	–
77.0 57.0	0.0	–	–	0.0	–	–	5.5	–	–	–	–	–
77.0 70.0	–	–	–	4.6	–	–	–	–	–	–	–	–
77.0 80.0	–	–	–	2.8	–	–	–	–	–	–	–	–
80.0 70.0	0.0	–	–	0.0	–	–	21.5	0.0	–	–	–	–
80.0 80.0	0.0	–	–	0.0	–	–	5.9	–	3.0	–	–	–
80.0 90.0	0.0	–	–	–	–	–	58.6	–	–	–	–	–
80.0 100.0	0.0	–	–	–	–	–	18.1	–	–	–	–	–
80.0 120.0	0.0	–	–	–	–	–	11.8	–	–	–	–	–
80.0 140.0	2.7	–	–	–	–	–	–	–	–	–	–	–
80.0 200.0	0.0	–	–	–	–	–	5.6	–	–	–	–	–
82.0 47.0	0.0	–	–	3.1	–	0.0	–	0.0	–	–	–	–
83.0 51.0	0.0	–	–	0.0	–	0.0	–	–	2.5	–	–	–
83.0 60.0	0.0	–	–	3.0	–	6.9	–	–	0.0	–	–	–
83.0 65.0	0.0	–	–	0.0	–	6.6	–	–	0.0	–	–	–
83.0 70.0	0.0	–	–	0.0	–	3.4	–	–	0.0	–	–	–
83.0 80.0	0.0	–	–	0.0	–	4.1	–	–	0.0	–	–	–
83.0 90.0	0.0	–	–	–	–	6.4	–	–	–	–	–	–
87.0 34.0	0.0	–	–	0.0	–	10.6	–	–	0.0	–	–	–
87.0 35.0	0.0	–	–	0.0	–	3.1	–	–	0.0	–	–	–
87.0 40.0	0.0	–	–	0.0	–	3.3	–	–	0.0	–	–	–
87.0 60.0	0.0	–	–	0.0	–	6.5	–	–	0.0	–	–	–
87.0 65.0	0.0	–	–	0.0	–	51.2	–	–	0.0	–	–	–
87.0 70.0	0.0	–	–	0.0	–	12.2	–	–	0.0	–	–	–
87.0 80.0	0.0	–	–	0.0	–	6.5	–	–	0.0	–	–	–
87.0 90.0	0.0	–	–	0.0	–	6.2	–	–	–	–	–	–
90.0 65.0	0.0	–	–	0.0	–	–	0.0	–	3.0	–	–	–
90.0 70.0	0.0	–	–	0.0	–	–	2.8	–	0.0	–	–	–
90.0 80.0	0.0	–	–	0.0	–	–	5.2	–	3.1	–	–	–
90.0 85.0	–	–	–	–	–	–	–	–	3.2	–	–	–
90.0 90.0	0.0	–	–	0.0	–	–	0.0	–	3.1	–	–	–
90.0 100.0	0.0	–	–	0.0	–	–	2.7	–	–	–	–	–
90.0 120.0	0.0	–	–	–	–	–	10.7	–	–	–	–	–
90.0 140.0	0.0	–	–	–	–	–	5.4	–	–	–	–	–
90.0 160.0	0.0	–	–	–	–	–	7.8	–	–	–	–	–
90.0 180.0	0.0	–	–	–	–	–	8.4	–	–	–	–	–
93.0 27.0	0.0	–	0.0	–	–	2.9	–	–	0.0	–	–	–
93.0 50.0	0.0	–	–	0.0	–	3.3	–	–	0.0	–	–	–
93.0 55.0	0.0	–	–	4.2	–	9.9	–	–	0.0	–	–	–

TABLE 4. (cont.)

Diaphus spp. (cont.)

STATION		JAN.	FEB.	MAR.	APR.	MAY	JUNE	JULY	AUG.	SEP.	OCT.	NOV.	DEC.
93.0	60.0	0.0	–	–	0.0	–	3.3	–	–	0.0	–	–	–
93.0	70.0	0.0	–	–	0.0	–	3.3	–	–	0.0	–	–	–
93.0	75.0	–	–	–	–	–	–	–	–	2.9	–	–	–
93.0	80.0	0.0	–	–	0.0	–	12.6	–	–	0.0	–	–	–
93.0	85.0	–	–	–	–	–	–	–	–	9.0	–	–	–
97.0	40.0	0.0	–	0.0	–	–	19.6	–	–	3.0	–	–	–
97.0	45.0	0.0	–	0.0	–	–	9.5	–	–	0.0	–	–	–
97.0	50.0	0.0	–	0.0	–	–	6.6	–	–	0.0	–	–	–
97.0	75.0	–	–	–	0.0	–	–	–	–	3.2	–	–	–
97.0	80.0	0.0	–	–	–	–	0.0	–	–	5.8	–	–	–
100.0	35.0	0.0	–	–	0.0	–	–	0.0	–	3.0	–	–	–
100.0	65.0	0.0	–	–	0.0	–	–	3.1	–	0.0	–	–	–
103.0	30.0	0.0	–	–	0.0	–	5.3	–	–	0.0	–	–	–
103.0	40.0	0.0	–	–	0.0	–	3.3	–	–	0.0	–	–	–
103.0	45.0	0.0	–	–	0.0	–	10.1	–	–	0.0	–	–	–
103.0	50.0	0.0	–	–	0.0	–	11.0	–	–	0.0	–	–	–
103.0	55.0	0.0	–	–	0.0	–	0.0	–	–	6.2	–	–	–
103.0	60.0	0.0	–	–	0.0	–	6.6	–	–	0.0	–	–	–
110.0	140.0	–	0.0	–	–	–	–	2.8	–	–	–	–	–
110.0	160.0	–	0.0	–	–	–	–	2.9	–	–	–	–	–

Lampadena urophaos

STATION		JAN.	FEB.	MAR.	APR.	MAY	JUNE	JULY	AUG.	SEP.	OCT.	NOV.	DEC.
60.0	180.0	0.0	–	–	–	–	–	2.7	–	–	–	–	–
60.0	200.0	0.0	–	–	–	–	–	11.0	–	–	–	–	–
70.0	200.0	0.0	–	–	–	–	–	2.7	–	–	–	–	–
80.0	180.0	5.5	–	–	–	–	–	–	–	–	–	–	–
80.0	200.0	2.8	–	–	–	–	–	8.4	–	–	–	–	–
90.0	120.0	0.0	–	–	–	–	–	5.4	–	–	–	–	–
90.0	180.0	0.0	–	–	–	–	–	11.2	–	–	–	–	–
90.0	200.0	0.0	–	–	–	–	–	5.5	–	–	–	–	–
97.0	85.0	–	–	–	3.6	–	–	–	–	–	–	–	–
107.0	65.0	–	0.0	–	0.0	–	0.0	–	–	16.4	–	–	–
110.0	40.0	–	0.0	–	0.0	–	–	–	5.6	0.0	–	–	–
110.0	65.0	–	0.0	–	0.0	–	–	–	0.0	3.1	–	–	–
110.0	120.0	–	0.0	–	–	–	–	5.4	–	–	–	–	–
110.0	140.0	–	0.0	–	–	–	–	5.5	–	–	–	–	–
110.0	160.0	–	0.0	–	–	–	–	8.8	–	–	–	–	–
113.0	50.0	–	0.0	–	0.0	–	0.0	–	–	3.0	–	–	–
113.0	55.0	–	0.0	–	0.0	–	0.0	–	–	5.9	–	–	–
113.0	60.0	–	0.0	–	0.0	–	0.0	–	–	2.9	–	–	–
113.0	85.0	–	–	–	3.0	–	–	–	–	–	–	–	–
113.0	90.0	–	0.0	–	0.0	–	3.3	–	–	–	–	–	–
117.0	60.0	–	0.0	–	0.0	–	0.0	–	–	3.0	–	–	–

TABLE 4. (cont.)

Lampadena urophaos (cont.)

STATION	JAN.	FEB.	MAR.	APR.	MAY	JUNE	JULY	AUG.	SEP.	OCT.	NOV.	DEC.
120.0 55.0	–	0.0	–	0.0	–	–	–	2.6	0.0	–	–	–
120.0 100.0	–	0.0	–	–	–	–	–	5.2	–	–	–	–
120.0 120.0	–	0.0	–	–	–	–	–	5.5	–	–	–	–
123.0 50.0	–	0.0	–	0.0	–	–	5.7	–	0.0	–	–	–
127.0 80.0	–	0.0	–	–	–	–	13.7	–	–	–	–	–
130.0 50.0	–	0.0	–	0.0	–	–	–	2.7	0.0	–	–	–
130.0 55.0	–	0.0	–	0.0	–	–	–	5.5	0.0	–	–	–
133.0 65.0	–	0.0	–	6.2	–	–	0.0	–	–	–	–	–
137.0 50.0	–	0.0	–	0.0	–	–	–	2.6	0.0	–	–	–
137.0 65.0	–	–	–	6.5	–	–	–	–	–	–	–	–

Lampanyctus spp.

STATION	JAN.	FEB.	MAR.	APR.	MAY	JUNE	JULY	AUG.	SEP.	OCT.	NOV.	DEC.
60.0 140.0	0.0	–	–	–	–	–	5.2	–	–	–	–	–
60.0 160.0	0.0	–	–	–	–	–	2.9	–	–	–	–	–
60.0 180.0	5.9	–	–	–	–	–	0.0	–	–	–	–	–
60.0 200.0	6.2	–	–	–	–	–	30.1	–	–	–	–	–
70.0 160.0	35.6	–	–	–	–	–	–	–	–	–	–	–
70.0 200.0	15.3	–	–	–	–	–	0.0	–	–	–	–	–
80.0 80.0	0.0	–	–	0.0	–	–	0.0	–	3.0	–	–	–
80.0 140.0	2.7	–	–	–	–	–	–	–	–	–	–	–
80.0 160.0	14.6	–	–	–	–	–	–	–	–	–	–	–
80.0 180.0	2.7	–	–	–	–	–	–	–	–	–	–	–
80.0 200.0	0.0	–	–	–	–	–	36.5	–	–	–	–	–
83.0 39.0	0.0	–	–	–	–	0.0	–	–	1.9	–	–	–
83.0 65.0	0.0	–	–	0.0	–	9.9	–	–	0.0	–	–	–
83.0 80.0	0.0	–	–	0.0	–	0.0	–	–	5.7	–	–	–
87.0 60.0	0.0	–	–	0.0	–	0.0	–	–	3.0	–	–	–
87.0 65.0	0.0	–	–	0.0	–	32.0	–	–	0.0	–	–	–
87.0 70.0	0.0	–	–	0.0	–	6.1	–	–	0.0	–	–	–
87.0 80.0	0.0	–	–	0.0	–	6.5	–	–	3.0	–	–	–
90.0 65.0	3.2	–	–	0.0	–	–	0.0	–	3.0	–	–	–
90.0 70.0	0.0	–	–	0.0	–	–	8.3	–	8.9	–	–	–
90.0 85.0	–	–	–	–	–	–	–	–	3.2	–	–	–
90.0 100.0	5.5	–	–	0.0	–	–	0.0	–	–	–	–	–
90.0 120.0	2.7	–	–	–	–	–	8.0	–	–	–	–	–
90.0 140.0	0.0	–	–	–	–	–	16.1	–	–	–	–	–
90.0 160.0	5.2	–	–	–	–	–	5.2	–	–	–	–	–
90.0 180.0	2.7	–	–	–	–	–	16.7	–	–	–	–	–
90.0 200.0	0.0	–	–	–	–	–	5.5	–	–	–	–	–
93.0 28.0	0.0	–	0.0	–	–	3.2	–	–	2.7	–	–	–
93.0 30.0	0.0	–	0.0	–	–	3.1	–	–	0.0	–	–	–
93.0 50.0	0.0	–	–	0.0	–	6.6	–	–	0.0	–	–	–
93.0 60.0	0.0	–	–	0.0	–	13.3	–	–	0.0	–	–	–

TABLE 4. (cont.)

Lampanyctus spp. (cont.)

STATION		JAN.	FEB.	MAR.	APR.	MAY	JUNE	JULY	AUG.	SEP.	OCT.	NOV.	DEC.
93.0	65.0	0.0	–	–	0.0	–	0.0	–	–	3.0	–	–	–
93.0	80.0	0.0	–	–	0.0	–	3.2	–	–	11.8	–	–	–
93.0	85.0	–	–	–	–	–	–	–	–	6.0	–	–	–
93.0	90.0	0.0	–	–	0.0	–	6.3	–	–	5.7	–	–	–
97.0	35.0	3.1	–	0.0	–	–	0.0	–	–	0.0	–	–	–
97.0	40.0	0.0	–	0.0	–	–	13.1	–	–	0.0	–	–	–
97.0	70.0	0.0	–	–	–	–	6.2	–	–	2.9	–	–	–
97.0	75.0	–	–	–	0.0	–	–	–	–	3.2	–	–	–
97.0	80.0	0.0	–	–	–	–	0.0	–	–	8.7	–	–	–
97.0	90.0	0.0	–	–	–	–	3.1	–	–	–	–	–	–
100.0	35.0	0.0	–	–	0.0	–	–	0.0	–	3.0	–	–	–
100.0	40.0	0.0	–	–	0.0	–	–	0.0	–	3.1	–	–	–
100.0	45.0	0.0	–	–	0.0	–	–	0.0	–	6.2	–	–	–
100.0	55.0	0.0	–	–	0.0	–	–	0.0	–	3.0	–	–	–
100.0	65.0	0.0	–	–	0.0	–	–	3.1	–	0.0	–	–	–
100.0	70.0	0.0	–	–	0.0	–	–	0.0	–	3.1	–	–	–
100.0	100.0	–	0.0	–	–	–	–	3.0	–	–	–	–	–
103.0	30.0	0.0	–	–	0.0	–	0.0	–	–	2.6	–	–	–
103.0	45.0	0.0	–	–	0.0	–	3.4	–	–	0.0	–	–	–
103.0	65.0	0.0	–	–	0.0	–	6.6	–	–	0.0	–	–	–
105.0	140.0	–	2.8	–	–	–	–	2.8	–	–	–	–	–
107.0	65.0	–	0.0	–	0.0	–	0.0	–	–	3.3	–	–	–
107.0	70.0	–	0.0	–	0.0	–	0.0	–	–	3.0	–	–	–
107.0	80.0	–	2.9	–	0.0	–	0.0	–	–	–	–	–	–
110.0	45.0	–	0.0	–	0.0	–	–	–	5.1	0.0	–	–	–
110.0	120.0	–	0.0	–	–	–	–	2.7	–	–	–	–	–
110.0	140.0	–	0.0	–	–	–	–	11.0	–	–	–	–	–
110.0	160.0	–	0.0	–	–	–	–	14.6	–	–	–	–	–
113.0	29.0	–	0.0	–	0.0	–	1.8	–	–	0.0	–	–	–
113.0	45.0	–	0.0	–	0.0	–	3.1	–	–	0.0	–	–	–
113.0	50.0	–	0.0	–	0.0	–	0.0	–	–	9.0	–	–	–
113.0	55.0	–	0.0	–	0.0	–	8.9	–	–	3.0	–	–	–
113.0	70.0	–	0.0	–	3.1	–	0.0	–	–	–	–	–	–
113.0	80.0	–	0.0	–	18.5	–	0.0	–	–	–	–	–	–
113.0	85.0	–	–	–	9.0	–	–	–	–	–	–	–	–
117.0	40.0	–	0.0	–	0.0	–	–	7.8	–	0.0	–	–	–
117.0	45.0	–	0.0	–	2.9	–	–	0.0	–	0.0	–	–	–
117.0	50.0	–	3.2	–	2.9	–	–	6.6	–	0.0	–	–	–
117.0	65.0	–	0.0	–	5.7	–	0.0	–	–	–	–	–	–
117.0	70.0	–	0.0	–	2.8	–	0.0	–	–	–	–	–	–
117.0	80.0	–	0.0	–	12.2	–	0.0	–	–	–	–	–	–
117.0	85.0	–	–	–	20.4	–	–	–	–	–	–	–	–
117.0	90.0	–	0.0	–	11.3	–	0.0	–	–	–	–	–	–
120.0	30.0	–	0.0	–	2.8	–	–	0.0	–	0.0	–	–	–
120.0	50.0	–	0.0	–	5.9	–	–	–	0.0	0.0	–	–	–
120.0	55.0	–	0.0	–	3.0	–	–	–	5.1	0.0	–	–	–

TABLE 4. (cont.)

Lampanyctus spp. (cont.)

STATION		JAN.	FEB.	MAR.	APR.	MAY	JUNE	JULY	AUG.	SEP.	OCT.	NOV.	DEC.
120.0	60.0	-	0.0	-	11.6	-	-	-	0.0	3.1	-	-	-
120.0	65.0	-	0.0	-	12.2	-	-	-	0.0	-	-	-	-
120.0	70.0	-	0.0	-	16.5	-	-	-	0.0	-	-	-	-
120.0	80.0	-	0.0	-	0.0	-	-	-	10.8	-	-	-	-
120.0	100.0	-	3.0	-	-	-	-	-	0.0	-	-	-	-
120.0	120.0	-	11.6	-	-	-	-	-	2.8	-	-	-	-
123.0	45.0	-	0.0	-	0.0	-	-	6.6	-	0.0	-	-	-
123.0	55.0	-	0.0	-	6.7	-	-	0.0	-	3.1	-	-	-
123.0	60.0	-	0.0	-	-	-	-	0.0	-	3.1	-	-	-
123.0	65.0	-	0.0	-	9.4	-	-	2.8	-	-	-	-	-
123.0	70.0	-	0.0	-	3.1	-	-	0.0	-	-	-	-	-
123.0	75.0	-	-	-	9.4	-	-	-	-	-	-	-	-
123.0	80.0	-	0.0	-	3.1	-	-	2.8	-	-	-	-	-
127.0	40.0	-	11.3	-	0.0	-	-	0.0	2.7	0.0	-	-	-
127.0	45.0	-	0.0	-	12.4	-	-	0.0	-	0.0	-	-	-
127.0	50.0	-	5.9	-	15.1	-	-	0.0	-	0.0	-	-	-
127.0	55.0	-	0.0	-	14.9	-	-	11.0	-	0.0	-	-	-
127.0	60.0	-	8.2	-	6.2	-	-	0.0	-	3.4	-	-	-
127.0	65.0	-	0.0	-	2.9	-	-	0.0	-	-	-	-	-
127.0	70.0	-	0.0	-	5.8	-	-	14.2	-	-	-	-	-
127.0	80.0	-	0.0	-	-	-	-	2.7	-	-	-	-	-
130.0	35.0	-	0.0	-	12.5	-	-	-	2.5	0.0	-	-	-
130.0	40.0	-	6.1	-	31.5	-	-	-	0.0	0.0	-	-	-
130.0	45.0	-	5.6	-	9.1	-	-	-	5.7	12.1	-	-	-
130.0	50.0	-	2.9	-	5.9	-	-	-	0.0	0.0	-	-	-
130.0	55.0	-	0.0	-	14.7	-	-	-	27.3	15.5	-	-	-
130.0	60.0	-	16.7	-	3.1	-	-	-	2.8	0.0	-	-	-
130.0	80.0	-	11.1	-	-	-	-	-	2.7	-	-	-	-
130.0	90.0	-	0.0	-	-	-	-	-	5.4	-	-	-	-
130.0	100.0	-	11.1	-	-	-	-	-	0.0	-	-	-	-
130.0	120.0	-	19.3	-	-	-	-	-	8.1	-	-	-	-
133.0	35.0	-	0.0	-	12.4	-	-	0.0	-	0.0	-	-	-
133.0	40.0	-	0.0	-	9.2	-	-	5.8	-	0.0	-	-	-
133.0	45.0	-	2.9	-	3.0	-	-	0.0	-	0.0	-	-	-
133.0	50.0	-	0.0	-	5.9	-	-	0.0	-	0.0	-	-	-
133.0	55.0	-	0.0	-	3.0	-	-	2.7	-	-	-	-	-
133.0	60.0	-	0.0	-	3.0	-	-	0.0	-	-	-	-	-
133.0	65.0	-	0.0	-	18.5	-	-	7.9	-	-	-	-	-
133.0	70.0	-	0.0	-	17.8	-	-	18.8	-	-	-	-	-
133.0	80.0	-	2.9	-	-	-	-	10.2	-	-	-	-	-
137.0	35.0	-	12.4	-	0.0	-	-	-	0.0	0.0	-	-	-
137.0	40.0	-	15.4	-	6.0	-	-	-	0.0	0.0	-	-	-
137.0	45.0	-	5.8	-	3.0	-	-	-	0.0	3.0	-	-	-
137.0	50.0	-	3.3	-	0.0	-	-	-	7.8	0.0	-	-	-
137.0	60.0	-	-	-	3.1	-	-	-	8.6	-	-	-	-
137.0	65.0	-	-	-	9.7	-	-	-	-	-	-	-	-

TABLE 4. (cont.)

Lampanyctus spp. (cont.)

STATION		JAN.	FEB.	MAR.	APR.	MAY	JUNE	JULY	AUG.	SEP.	OCT.	NOV.	DEC.
137.0	70.0	–	0.0	–	3.2	–	–	–	4.9	–	–	–	–
137.0	80.0	–	14.8	–	–	–	–	–	0.0	–	–	–	–
140.0	35.0	–	6.1	–	–	–	–	–	2.7	–	–	–	–
140.0	40.0	–	23.6	–	–	–	–	–	0.0	–	–	–	–
140.0	45.0	–	15.3	–	–	–	–	–	2.8	–	–	–	–
140.0	50.0	–	8.9	–	–	–	–	–	23.1	–	–	–	–

Lampanyctus regalis

STATION		JAN.	FEB.	MAR.	APR.	MAY	JUNE	JULY	AUG.	SEP.	OCT.	NOV.	DEC.
60.0	60.0	0.0	–	–	–	–	–	2.8	–	–	–	–	–
70.0	80.0	0.0	–	–	0.0	–	–	3.2	–	–	–	–	–
73.0	51.0	0.0	–	–	0.0	–	–	3.2	–	–	–	–	–
80.0	65.0	0.0	–	–	0.0	–	–	0.0	3.0	–	–	–	–
87.0	65.0	0.0	–	–	0.0	–	6.4	–	–	0.0	–	–	–
87.0	80.0	0.0	–	–	0.0	–	6.5	–	–	0.0	–	–	–
90.0	65.0	0.0	–	–	0.0	–	–	0.0	–	3.0	–	–	–
93.0	55.0	0.0	–	–	0.0	–	6.6	–	–	0.0	–	–	–
93.0	85.0	–	–	–	–	–	–	–	–	3.0	–	–	–

Lampanyctus ritteri

STATION		JAN.	FEB.	MAR.	APR.	MAY	JUNE	JULY	AUG.	SEP.	OCT.	NOV.	DEC.
60.0	60.0	2.7	–	–	–	–	–	0.0	–	–	–	–	–
60.0	70.0	0.0	–	–	–	–	–	2.8	–	–	–	–	–
60.0	90.0	0.0	–	–	–	–	–	2.8	–	–	–	–	–
60.0	100.0	6.2	–	–	–	–	–	0.0	–	–	–	–	–
60.0	140.0	0.0	–	–	–	–	–	15.7	–	–	–	–	–
63.0	51.0	0.0	–	–	0.0	–	–	4.8	–	–	–	–	–
63.0	55.0	0.0	–	–	0.0	–	–	2.8	–	–	–	–	–
63.0	60.0	6.5	–	–	0.0	–	–	14.3	–	–	–	–	–
67.0	47.3	0.7	–	–	0.0	–	–	–	–	–	–	–	–
67.0	55.0	0.0	–	–	2.7	–	–	2.9	–	–	–	–	–
67.0	60.0	0.0	–	–	5.5	–	–	0.0	–	–	–	–	–
67.0	65.0	–	–	–	2.9	–	–	–	–	–	–	–	–
67.0	70.0	–	–	–	5.7	–	–	–	–	–	–	–	–
67.0	80.0	–	–	–	2.7	–	–	–	–	–	–	–	–
70.0	53.0	0.0	–	–	2.7	–	–	0.0	–	–	–	–	–
70.0	60.0	0.0	–	–	5.7	–	–	0.0	–	–	–	–	–
70.0	65.0	–	–	–	2.7	–	–	–	–	–	–	–	–
70.0	70.0	5.4	–	–	5.8	–	–	0.0	–	–	–	–	–
70.0	80.0	8.3	–	–	0.0	–	–	0.0	–	–	–	–	–
70.0	90.0	2.9	–	–	–	–	–	13.8	–	–	–	–	–
70.0	100.0	2.8	–	–	–	–	–	0.0	–	–	–	–	–

TABLE 4. (cont.)

Lampanyctus ritteri (cont.)

STATION	JAN.	FEB.	MAR.	APR.	MAY	JUNE	JULY	AUG.	SEP.	OCT.	NOV.	DEC.
70.0 120.0	20.9	–	–	–	–	–	35.6	–	–	–	–	–
73.0 50.0	0.0	–	–	0.0	–	–	2.9	–	–	–	–	–
73.0 53.0	0.0	–	–	0.0	–	–	11.1	–	–	–	–	–
73.0 60.0	0.0	–	–	0.0	–	–	2.8	–	–	–	–	–
73.0 70.0	–	–	–	5.5	–	–	–	–	–	–	–	–
73.0 80.0	–	–	–	5.2	–	–	–	–	–	–	–	–
77.0 51.0	0.0	–	–	0.0	–	–	5.7	–	–	–	–	–
77.0 65.0	–	–	–	5.1	–	–	–	–	–	–	–	–
77.0 70.0	–	–	–	16.1	–	–	–	–	–	–	–	–
77.0 80.0	–	–	–	11.3	–	–	–	–	–	–	–	–
80.0 60.0	0.0	–	–	0.0	–	–	8.4	0.0	–	–	–	–
80.0 65.0	0.0	–	–	3.4	–	–	3.0	0.0	–	–	–	–
80.0 70.0	2.8	–	–	0.0	–	–	12.3	2.7	–	–	–	–
80.0 80.0	3.0	–	–	0.0	–	–	0.0	–	0.0	–	–	–
80.0 90.0	8.6	–	–	–	–	–	8.4	–	–	–	–	–
80.0 100.0	0.0	–	–	–	–	–	9.0	–	–	–	–	–
80.0 120.0	8.9	–	–	–	–	–	0.0	–	–	–	–	–
82.0 47.0	0.0	–	–	3.1	–	0.0	–	0.0	–	–	–	–
83.0 65.0	0.0	–	–	8.7	–	0.0	–	–	0.0	–	–	–
83.0 70.0	0.0	–	–	9.5	–	27.0	–	–	0.0	–	–	–
83.0 80.0	21.2	–	–	5.7	–	0.0	–	–	0.0	–	–	–
83.0 90.0	3.0	–	–	–	–	25.7	–	–	–	–	–	–
87.0 34.0	2.7	–	–	0.0	–	0.0	–	–	0.0	–	–	–
87.0 35.0	0.0	–	–	0.0	–	0.0	–	–	3.0	–	–	–
87.0 40.0	2.8	–	–	0.0	–	0.0	–	–	3.0	–	–	–
87.0 55.0	0.0	–	–	0.0	–	0.0	–	–	2.8	–	–	–
87.0 60.0	12.0	–	–	2.4	–	3.3	–	–	0.0	–	–	–
87.0 65.0	9.2	–	–	2.7	–	0.0	–	–	0.0	–	–	–
87.0 70.0	40.3	–	–	9.6	–	0.0	–	–	0.0	–	–	–
87.0 80.0	18.2	–	–	27.1	–	0.0	–	–	0.0	–	–	–
87.0 90.0	6.0	–	–	5.6	–	28.1	–	–	–	–	–	–
87.0 100.0	–	–	–	9.4	–	–	–	–	–	–	–	–
90.0 28.0	2.8	–	–	0.0	–	–	0.0	–	0.0	–	–	–
90.0 37.0	0.0	–	–	3.1	–	–	0.0	–	0.0	–	–	–
90.0 60.0	3.0	–	–	10.0	–	–	2.7	–	0.0	–	–	–
90.0 65.0	0.0	–	–	23.5	–	–	13.3	–	0.0	–	–	–
90.0 70.0	3.1	–	–	3.1	–	–	0.0	–	0.0	–	–	–
90.0 75.0	–	–	–	–	–	–	–	–	2.9	–	–	–
90.0 80.0	5.3	–	–	3.2	–	–	15.7	–	3.1	–	–	–
90.0 90.0	0.0	–	–	28.8	–	–	11.6	–	12.3	–	–	–
90.0 100.0	0.0	–	–	6.2	–	–	0.0	–	–	–	–	–
93.0 45.0	3.0	–	–	0.0	–	0.0	–	–	0.0	–	–	–
93.0 60.0	15.3	–	–	6.8	–	0.0	–	–	0.0	–	–	–
93.0 65.0	25.2	–	–	3.0	–	6.5	–	–	0.0	–	–	–
93.0 70.0	5.9	–	–	10.0	–	0.0	–	–	0.0	–	–	–
93.0 75.0	–	–	–	–	–	–	–	–	2.9	–	–	–

TABLE 4. (cont.)

Lampanyctus ritteri (cont.)

STATION		JAN.	FEB.	MAR.	APR.	MAY	JUNE	JULY	AUG.	SEP.	OCT.	NOV.	DEC.
93.0	80.0	3.0	–	–	3.2	–	0.0	–	–	0.0	–	–	–
93.0	85.0	–	–	–	–	–	–	–	–	6.0	–	–	–
93.0	90.0	3.2	–	–	16.8	–	0.0	–	–	0.0	–	–	–
93.0	100.0	–	–	–	5.7	–	–	–	–	–	–	–	–
97.0	35.0	0.0	–	6.3	–	–	3.3	–	–	0.0	–	–	–
97.0	40.0	0.0	–	3.2	–	–	0.0	–	–	6.1	–	–	–
97.0	50.0	3.2	–	0.0	–	–	0.0	–	–	0.0	–	–	–
97.0	55.0	0.0	–	–	–	–	3.0	–	–	0.0	–	–	–
97.0	65.0	12.3	–	0.0	–	–	0.0	–	–	0.0	–	–	–
97.0	80.0	6.7	–	–	–	–	9.7	–	–	0.0	–	–	–
97.0	85.0	–	–	–	17.9	–	–	–	–	–	–	–	–
97.0	90.0	3.0	–	–	–	–	0.0	–	–	–	–	–	–
97.0	95.0	–	–	–	10.9	–	–	–	–	–	–	–	–
100.0	30.0	0.0	–	–	3.2	–	–	0.0	–	0.0	–	–	–
100.0	35.0	5.8	–	–	3.2	–	–	5.5	–	0.0	–	–	–
100.0	40.0	0.0	–	–	6.4	–	–	0.0	–	0.0	–	–	–
100.0	45.0	0.0	–	–	22.7	–	–	2.9	–	0.0	–	–	–
100.0	50.0	0.0	–	–	9.0	–	–	0.0	–	0.0	–	–	–
100.0	60.0	14.9	–	–	10.1	–	–	3.1	–	2.9	–	–	–
100.0	65.0	6.0	–	–	0.0	–	–	0.0	–	0.0	–	–	–
100.0	70.0	3.1	–	–	6.7	–	–	2.3	–	0.0	–	–	–
100.0	80.0	14.6	–	–	16.7	–	–	0.0	–	–	–	–	–
100.0	85.0	–	–	–	17.3	–	–	–	–	–	–	–	–
100.0	90.0	12.1	–	–	46.3	–	–	0.0	–	–	–	–	–
100.0	100.0	–	62.0	–	–	–	–	0.0	–	–	–	–	–
103.0	35.0	17.6	–	–	3.1	–	0.0	–	–	0.0	–	–	–
103.0	40.0	29.2	–	–	15.3	–	0.0	–	–	0.0	–	–	–
103.0	45.0	14.8	–	–	18.2	–	0.0	–	–	0.0	–	–	–
103.0	50.0	5.8	–	–	6.6	–	0.0	–	–	0.0	–	–	–
103.0	55.0	25.8	–	–	6.7	–	3.4	–	–	0.0	–	–	–
103.0	60.0	24.3	–	–	3.3	–	0.0	–	–	0.0	–	–	–
103.0	65.0	14.1	–	–	9.5	–	0.0	–	–	3.2	–	–	–
103.0	70.0	18.1	–	–	9.3	–	0.0	–	–	0.0	–	–	–
103.0	75.0	–	–	–	6.4	–	–	–	–	–	–	–	–
103.0	80.0	–	6.0	–	5.9	–	0.0	–	–	–	–	–	–
103.0	85.0	–	–	–	5.8	–	–	–	–	–	–	–	–
103.0	90.0	–	3.0	–	6.3	–	0.0	–	–	–	–	–	–
107.0	31.0	–	4.3	–	0.0	–	0.0	–	–	0.0	–	–	–
107.0	32.0	–	0.0	–	3.1	–	0.0	–	–	0.0	–	–	–
107.0	40.0	–	5.9	–	3.0	–	0.0	–	–	0.0	–	–	–
107.0	45.0	–	0.0	–	5.9	–	0.0	–	–	0.0	–	–	–
107.0	50.0	–	5.9	–	6.0	–	3.3	–	–	0.0	–	–	–
107.0	55.0	–	0.0	–	0.0	–	3.3	–	–	0.0	–	–	–
107.0	60.0	–	36.4	–	9.7	–	0.0	–	–	0.0	–	–	–
107.0	65.0	–	5.9	–	3.1	–	0.0	–	–	0.0	–	–	–
107.0	70.0	–	9.5	–	21.4	–	0.0	–	–	0.0	–	–	–

TABLE 4. (cont.)

Lampanyctus ritteri (cont.)

STATION	JAN.	FEB.	MAR.	APR.	MAY	JUNE	JULY	AUG.	SEP.	OCT.	NOV.	DEC.
107.0 75.0	-	-	-	6.2	-	-	-	-	-	-	-	-
107.0 80.0	-	0.0	-	3.0	-	0.0	-	-	-	-	-	-
107.0 85.0	-	-	-	17.5	-	-	-	-	-	-	-	-
107.0 90.0	-	20.7	-	6.1	-	0.0	-	-	-	-	-	-
110.0 40.0	-	5.5	-	0.0	-	-	-	5.6	0.0	-	-	-
110.0 50.0	-	5.6	-	5.6	-	-	-	0.0	0.0	-	-	-
110.0 55.0	-	8.2	-	5.9	-	-	-	0.0	0.0	-	-	-
110.0 60.0	-	5.4	-	9.1	-	-	-	0.0	0.0	-	-	-
110.0 65.0	-	5.3	-	2.9	-	-	-	0.0	0.0	-	-	-
110.0 70.0	-	11.2	-	13.0	-	-	-	0.0	-	-	-	-
110.0 80.0	-	10.3	-	6.1	-	-	0.0	-	-	-	-	-
110.0 85.0	-	-	-	3.1	-	-	-	-	-	-	-	-
110.0 90.0	-	5.3	-	0.0	-	-	2.8	-	-	-	-	-
110.0 100.0	-	5.2	-	-	-	-	0.0	-	-	-	-	-
110.0 120.0	-	5.2	-	-	-	-	0.0	-	-	-	-	-
113.0 29.0	-	0.0	-	1.2	-	0.0	-	-	0.0	-	-	-
113.0 30.0	-	0.0	-	2.8	-	0.0	-	0.0	0.0	-	-	-
113.0 35.0	-	0.0	-	3.5	-	0.0	-	-	0.0	-	-	-
113.0 40.0	-	5.9	-	6.5	-	0.0	-	-	0.0	-	-	-
113.0 45.0	-	6.2	-	0.0	-	0.0	-	-	0.0	-	-	-
113.0 50.0	-	3.0	-	0.0	-	0.0	-	-	0.0	-	-	-
113.0 65.0	-	0.0	-	3.3	-	3.0	-	-	-	-	-	-
113.0 70.0	-	2.7	-	0.0	-	0.0	-	-	-	-	-	-
113.0 80.0	-	11.4	-	6.2	-	0.0	-	-	-	-	-	-
113.0 90.0	-	5.7	-	0.0	-	0.0	-	-	-	-	-	-
115.0 35.0	-	5.7	-	-	-	-	-	0.0	0.0	-	-	-
117.0 35.0	-	0.0	-	0.0	-	-	2.9	-	0.0	-	-	-
117.0 40.0	-	0.0	-	6.1	-	-	2.6	-	0.0	-	-	-
117.0 60.0	-	12.6	-	0.0	-	0.0	-	-	6.1	-	-	-
117.0 65.0	-	6.2	-	0.0	-	0.0	-	-	-	-	-	-
117.0 80.0	-	17.8	-	0.0	-	13.2	-	-	-	-	-	-
117.0 90.0	-	2.9	-	0.0	-	0.0	-	-	-	-	-	-
120.0 60.0	-	8.6	-	0.0	-	-	-	0.0	0.0	-	-	-
120.0 65.0	-	11.2	-	0.0	-	-	-	0.0	-	-	-	-
120.0 80.0	-	11.2	-	0.0	-	-	-	0.0	-	-	-	-
120.0 90.0	-	5.8	-	-	-	-	-	-	-	-	-	-
120.0 100.0	-	6.0	-	-	-	-	-	0.0	-	-	-	-
123.0 60.0	-	17.5	-	-	-	-	0.0	-	0.0	-	-	-
130.0 55.0	-	2.9	-	0.0	-	-	-	0.0	0.0	-	-	-
130.0 70.0	-	8.6	-	0.0	-	-	-	0.0	-	-	-	-

Notolychnus valdiviae

STATION	JAN.	FEB.	MAR.	APR.	MAY	JUNE	JULY	AUG.	SEP.	OCT.	NOV.	DEC.
60.0 200.0	0.0	-	-	-	-	-	8.2	-	-	-	-	-

TABLE 4. (cont.)

Notolychnus valdiviae (cont.)

STATION	JAN.	FEB.	MAR.	APR.	MAY	JUNE	JULY	AUG.	SEP.	OCT.	NOV.	DEC.
70.0 120.0	3.0	–	–	–	–	–	0.0	–	–	–	–	–
70.0 160.0	5.9	–	–	–	–	–	–	–	–	–	–	–
80.0 160.0	17.5	–	–	–	–	–	–	–	–	–	–	–
80.0 200.0	0.0	–	–	–	–	–	16.9	–	–	–	–	–
87.0 90.0	0.0	–	–	0.0	–	3.1	–	–	–	–	–	–
90.0 80.0	0.0	–	–	0.0	–	–	2.6	–	0.0	–	–	–
90.0 120.0	0.0	–	–	–	–	–	5.4	–	–	–	–	–
90.0 140.0	0.0	–	–	–	–	–	2.7	–	–	–	–	–
90.0 160.0	5.2	–	–	–	–	–	7.8	–	–	–	–	–
90.0 180.0	2.7	–	–	–	–	–	25.1	–	–	–	–	–
90.0 200.0	2.8	–	–	–	–	–	5.5	–	–	–	–	–
93.0 80.0	3.0	–	–	0.0	–	0.0	–	–	0.0	–	–	–
97.0 85.0	–	–	–	3.6	–	–	–	–	–	–	–	–
105.0 140.0	–	11.1	–	–	–	–	0.0	–	–	–	–	–
107.0 65.0	–	0.0	–	0.0	–	0.0	–	–	3.3	–	–	–
110.0 160.0	–	2.8	–	–	–	–	2.9	–	–	–	–	–

Notoscopelus resplendens

STATION	JAN.	FEB.	MAR.	APR.	MAY	JUNE	JULY	AUG.	SEP.	OCT.	NOV.	DEC.
60.0 200.0	3.1	–	–	–	–	–	21.9	–	–	–	–	–
70.0 200.0	0.0	–	–	–	–	–	8.0	–	–	–	–	–
80.0 60.0	0.0	–	–	0.0	–	–	2.8	0.0	–	–	–	–
80.0 120.0	0.0	–	–	–	–	–	5.9	–	–	–	–	–
80.0 160.0	5.8	–	–	–	–	–	–	–	–	–	–	–
80.0 180.0	2.7	–	–	–	–	–	–	–	–	–	–	–
80.0 200.0	0.0	–	–	–	–	–	30.9	–	–	–	–	–
87.0 90.0	0.0	–	–	0.0	–	3.1	–	–	–	–	–	–
90.0 80.0	0.0	–	–	0.0	–	–	2.6	–	0.0	–	–	–
90.0 100.0	0.0	–	–	0.0	–	–	5.5	–	–	–	–	–
90.0 120.0	5.4	–	–	–	–	–	10.7	–	–	–	–	–
90.0 140.0	0.0	–	–	–	–	–	2.7	–	–	–	–	–
90.0 160.0	0.0	–	–	–	–	–	12.9	–	–	–	–	–
90.0 180.0	0.0	–	–	–	–	–	5.6	–	–	–	–	–
90.0 200.0	0.0	–	–	–	–	–	5.5	–	–	–	–	–
93.0 90.0	0.0	–	–	3.4	–	0.0	–	–	0.0	–	–	–
100.0 90.0	0.0	–	–	6.6	–	–	0.0	–	–	–	–	–
100.0 100.0	–	0.0	–	–	–	–	3.0	–	–	–	–	–
103.0 80.0	–	0.0	–	3.0	–	0.0	–	–	–	–	–	–
110.0 60.0	–	0.0	–	0.0	–	–	–	0.0	3.0	–	–	–
110.0 65.0	–	0.0	–	0.0	–	–	–	0.0	3.1	–	–	–
110.0 120.0	–	0.0	–	–	–	–	2.7	–	–	–	–	–
110.0 160.0	–	0.0	–	–	–	–	2.9	–	–	–	–	–
113.0 45.0	–	0.0	–	0.0	–	0.0	–	–	4.9	–	–	–
113.0 50.0	–	0.0	–	0.0	–	0.0	–	–	18.0	–	–	–

TABLE 4. (cont.)

Notoscopelus resplendens (cont.)

STATION		JAN.	FEB.	MAR.	APR.	MAY	JUNE	JULY	AUG.	SEP.	OCT.	NOV.	DEC.
117.0	60.0	-	0.0	-	0.0	-	0.0	-	-	6.1	-	-	-
117.0	80.0	-	0.0	-	3.1	-	0.0	-	-	-	-	-	-
120.0	55.0	-	0.0	-	0.0	-	-	-	2.6	0.0	-	-	-
120.0	60.0	-	0.0	-	0.0	-	-	-	2.8	0.0	-	-	-
120.0	65.0	-	0.0	-	0.0	-	-	-	2.7	-	-	-	-
120.0	120.0	-	5.8	-	-	-	-	-	0.0	-	-	-	-
123.0	50.0	-	0.0	-	0.0	-	-	17.0	-	0.0	-	-	-
127.0	45.0	-	0.0	-	0.0	-	-	3.2	-	0.0	-	-	-
127.0	70.0	-	0.0	-	0.0	-	-	5.7	-	-	-	-	-
127.0	80.0	-	0.0	-	-	-	-	2.7	-	-	-	-	-
130.0	50.0	-	0.0	-	0.0	-	-	-	2.7	0.0	-	-	-
130.0	55.0	-	0.0	-	0.0	-	-	-	2.7	0.0	-	-	-
130.0	70.0	-	0.0	-	0.0	-	-	-	7.5	-	-	-	-
130.0	100.0	-	0.0	-	-	-	-	-	2.8	-	-	-	-
130.0	120.0	-	30.4	-	-	-	-	-	0.0	-	-	-	-
133.0	35.0	-	0.0	-	3.1	-	-	0.0	-	0.0	-	-	-
137.0	70.0	-	0.0	-	3.2	-	-	-	0.0	-	-	-	-

Stenobrachius leucopsarus

STATION		JAN.	FEB.	MAR.	APR.	MAY	JUNE	JULY	AUG.	SEP.	OCT.	NOV.	DEC.
60.0	49.5	0.9	-	-	-	-	-	-	-	-	-	-	-
60.0	51.0	8.1	-	-	-	-	-	2.0	-	-	-	-	-
60.0	52.0	2.3	-	-	-	-	-	0.0	-	-	-	-	-
60.0	55.0	18.5	-	-	-	-	-	0.0	-	-	-	-	-
60.0	60.0	92.8	-	-	-	-	-	2.8	-	-	-	-	-
60.0	70.0	48.6	-	-	-	-	-	11.3	-	-	-	-	-
60.0	80.0	48.3	-	-	-	-	-	9.2	-	-	-	-	-
60.0	90.0	33.5	-	-	-	-	-	0.0	-	-	-	-	-
63.0	49.7	1.2	-	-	0.0	-	-	-	-	-	-	-	-
63.0	50.0	4.1	-	-	0.0	-	-	0.0	-	-	-	-	-
63.0	51.0	44.7	-	-	0.0	-	-	0.0	-	-	-	-	-
63.0	52.0	226.2	-	-	20.5	-	-	0.0	-	-	-	-	-
63.0	55.0	361.4	-	-	91.1	-	-	0.0	-	-	-	-	-
63.0	60.0	52.2	-	-	55.4	-	-	0.0	-	-	-	-	-
63.0	70.0	-	-	-	11.4	-	-	-	-	-	-	-	-
63.0	80.0	-	-	-	44.0	-	-	-	-	-	-	-	-
67.0	47.3	3.4	-	-	0.0	-	-	-	-	-	-	-	-
67.0	48.0	1.2	-	-	29.0	-	-	0.0	-	-	-	-	-
67.0	49.0	19.4	-	-	17.0	-	-	0.0	-	-	-	-	-
67.0	50.0	28.2	-	-	13.5	-	-	2.8	-	-	-	-	-
67.0	55.0	29.9	-	-	13.5	-	-	0.0	-	-	-	-	-
67.0	60.0	111.4	-	-	412.5	-	-	3.0	-	-	-	-	-
67.0	65.0	-	-	-	206.6	-	-	-	-	-	-	-	-
67.0	70.0	-	-	-	215.8	-	-	-	-	-	-	-	-

TABLE 4. (cont.)

Stenobrachius leucopsarus (cont.)

STATION		JAN.	FEB.	MAR.	APR.	MAY	JUNE	JULY	AUG.	SEP.	OCT.	NOV.	DEC.
67.0	80.0	–	–	–	47.7	–	–	–	–	–	–	–	–
70.0	50.0	96.7	–	–	29.0	–	–	0.0	–	–	–	–	–
70.0	51.0	64.5	–	–	223.6	–	–	0.0	–	–	–	–	–
70.0	52.0	66.2	–	–	237.4	–	–	–	–	–	–	–	–
70.0	53.0	112.1	–	–	145.8	–	–	0.0	–	–	–	–	–
70.0	55.0	252.3	–	–	–	–	–	–	–	–	–	–	–
70.0	60.0	42.9	–	–	77.2	–	–	0.0	–	–	–	–	–
70.0	65.0	–	–	–	75.3	–	–	–	–	–	–	–	–
70.0	70.0	292.7	–	–	14.5	–	–	9.2	–	–	–	–	–
70.0	80.0	0.0	–	–	11.0	–	–	0.0	–	–	–	–	–
70.0	100.0	2.8	–	–	–	–	–	0.0	–	–	–	–	–
70.0	120.0	3.0	–	–	–	–	–	0.0	–	–	–	–	–
73.0	49.4	0.9	–	–	10.4	–	–	0.0	–	–	–	–	–
73.0	50.0	143.8	–	–	8.3	–	–	0.0	–	–	–	–	–
73.0	51.0	358.4	–	–	72.5	–	–	3.2	–	–	–	–	–
73.0	53.0	158.3	–	–	84.3	–	–	13.9	–	–	–	–	–
73.0	60.0	195.3	–	–	59.2	–	–	0.0	–	–	–	–	–
73.0	65.0	–	–	–	5.8	–	–	–	–	–	–	–	–
73.0	70.0	–	–	–	2.8	–	–	–	–	–	–	–	–
73.0	80.0	–	–	–	20.7	–	–	–	–	–	–	–	–
77.0	47.6	1.7	–	–	0.0	–	–	0.0	–	–	–	–	–
77.0	48.0	0.6	–	–	0.0	–	–	0.0	–	–	–	–	–
77.0	51.0	83.2	–	–	15.1	–	–	8.6	–	–	–	–	–
77.0	55.0	25.9	–	–	21.7	–	–	0.0	–	–	–	–	–
77.0	57.0	86.7	–	–	98.0	–	–	0.0	–	–	–	–	–
77.0	60.0	–	–	–	15.7	–	–	–	–	–	–	–	–
77.0	65.0	–	–	–	155.6	–	–	–	–	–	–	–	–
77.0	70.0	–	–	–	9.2	–	–	–	–	–	–	–	–
77.0	80.0	–	–	–	5.7	–	–	–	–	–	–	–	–
80.0	50.2	1.1	–	–	1.5	–	–	0.0	0.0	–	–	–	–
80.0	51.0	37.9	–	–	3.5	–	–	0.0	0.0	–	–	–	–
80.0	52.0	194.1	–	–	59.9	–	–	0.0	0.0	–	–	–	–
80.0	55.0	93.3	–	–	179.2	–	–	0.0	0.0	–	–	–	–
80.0	60.0	74.5	–	–	132.2	–	–	5.6	0.0	–	–	–	–
80.0	65.0	68.6	–	–	111.2	–	–	0.0	0.0	–	–	–	–
80.0	70.0	25.6	–	–	44.2	–	–	0.0	0.0	–	–	–	–
80.0	80.0	17.9	–	–	29.0	–	–	0.0	–	0.0	–	–	–
80.0	90.0	5.8	–	–	–	–	–	0.0	–	–	–	–	–
80.0	120.0	185.9	–	–	–	–	–	0.0	–	–	–	–	–
82.0	47.0	11.4	–	–	15.5	–	0.0	–	0.0	–	–	–	–
83.0	40.0	9.6	–	–	0.0	–	0.0	–	–	0.0	–	–	–
83.0	43.0	3.0	–	–	5.6	–	0.0	–	–	0.0	–	–	–
83.0	51.0	9.4	–	–	10.4	–	3.2	–	–	0.0	–	–	–
83.0	55.0	290.0	–	–	28.4	–	3.3	–	–	0.0	–	–	–
83.0	60.0	69.9	–	–	24.0	–	34.5	–	–	0.0	–	–	–
83.0	65.0	71.8	–	–	14.6	–	55.9	–	–	0.0	–	–	–

TABLE 4. (cont.)

Stenobrachius leucopsarus (cont.)

STATION		JAN.	FEB.	MAR.	APR.	MAY	JUNE	JULY	AUG.	SEP.	OCT.	NOV.	DEC.
83.0	70.0	38.3	-	-	31.5	-	13.5	-	-	0.0	-	-	-
83.0	80.0	141.2	-	-	48.8	-	4.1	-	-	0.0	-	-	-
83.0	90.0	39.4	-	-	-	-	0.0	-	-	-	-	-	-
87.0	32.5	30.0	-	-	0.0	-	0.0	-	-	0.0	-	-	-
87.0	33.0	131.3	-	-	5.3	-	0.0	-	-	0.0	-	-	-
87.0	34.0	419.2	-	-	22.1	-	2.6	-	-	0.0	-	-	-
87.0	35.0	449.8	-	-	27.3	-	6.1	-	-	0.0	-	-	-
87.0	40.0	119.7	-	-	107.6	-	0.0	-	-	0.0	-	-	-
87.0	45.0	58.1	-	-	13.7	-	0.0	-	-	0.0	-	-	-
87.0	50.0	59.1	-	-	4.6	-	0.0	-	-	0.0	-	-	-
87.0	55.0	226.5	-	-	5.6	-	52.3	-	-	0.0	-	-	-
87.0	60.0	60.0	-	-	45.4	-	0.0	-	-	0.0	-	-	-
87.0	65.0	9.2	-	-	24.1	-	3.2	-	-	0.0	-	-	-
87.0	70.0	52.7	-	-	9.6	-	0.0	-	-	0.0	-	-	-
87.0	80.0	90.9	-	-	9.0	-	0.0	-	-	0.0	-	-	-
87.0	90.0	35.9	-	-	0.0	-	0.0	-	-	-	-	-	-
87.0	100.0	-	-	-	9.4	-	-	-	-	-	-	-	-
90.0	27.5	5.1	-	-	4.5	-	-	0.0	-	0.0	-	-	-
90.0	28.0	44.6	-	-	3.1	-	-	0.0	-	0.0	-	-	-
90.0	32.0	72.9	-	-	18.3	-	-	0.0	-	0.0	-	-	-
90.0	37.0	116.6	-	-	9.3	-	-	2.1	-	0.0	-	-	-
90.0	45.0	27.9	-	-	34.4	-	-	0.0	-	0.0	-	-	-
90.0	53.0	190.6	-	-	26.6	-	-	0.0	-	0.0	-	-	-
90.0	60.0	3.0	-	-	3.3	-	-	0.0	-	0.0	-	-	-
90.0	65.0	19.4	-	-	2.9	-	-	0.0	-	0.0	-	-	-
90.0	70.0	6.2	-	-	0.0	-	-	0.0	-	0.0	-	-	-
90.0	80.0	47.9	-	-	0.0	-	-	0.0	-	0.0	-	-	-
90.0	90.0	9.0	-	-	9.6	-	-	0.0	-	0.0	-	-	-
90.0	100.0	2.8	-	-	18.7	-	-	0.0	-	-	-	-	-
93.0	27.0	0.0	-	0.0	-	-	2.9	-	-	0.0	-	-	-
93.0	28.0	9.3	-	26.6	-	-	0.0	-	-	0.0	-	-	-
93.0	30.0	69.9	-	17.2	-	-	0.0	-	-	0.0	-	-	-
93.0	35.0	78.0	-	14.6	-	-	24.3	-	-	0.0	-	-	-
93.0	40.0	27.1	-	-	3.3	-	0.0	-	-	0.0	-	-	-
93.0	45.0	76.0	-	-	0.0	-	3.3	-	-	0.0	-	-	-
93.0	50.0	15.5	-	-	0.0	-	6.6	-	-	0.0	-	-	-
93.0	55.0	12.3	-	-	4.2	-	0.0	-	-	0.0	-	-	-
93.0	60.0	15.3	-	-	13.5	-	0.0	-	-	0.0	-	-	-
93.0	65.0	12.6	-	-	8.9	-	0.0	-	-	0.0	-	-	-
93.0	70.0	2.9	-	-	20.0	-	3.3	-	-	0.0	-	-	-
93.0	80.0	57.2	-	-	3.2	-	0.0	-	-	0.0	-	-	-
93.0	90.0	28.7	-	-	6.7	-	0.0	-	-	0.0	-	-	-
96.8	28.7	7.1	-	0.0	-	-	0.0	-	-	0.0	-	-	-
97.0	29.0	37.4	-	0.0	-	-	0.0	-	-	0.0	-	-	-
97.0	30.0	54.0	-	12.6	-	-	0.0	-	-	0.0	-	-	-
97.0	32.0	25.0	-	34.1	-	-	0.0	-	-	0.0	-	-	-

TABLE 4. (cont.)

Stenobrachius leucopsarus (cont.)

STATION		JAN.	FEB.	MAR.	APR.	MAY	JUNE	JULY	AUG.	SEP.	OCT.	NOV.	DEC.
97.0	35.0	3.1	–	15.8	–	–	3.3	–	–	0.0	–	–	–
97.0	40.0	3.2	–	0.0	–	–	0.0	–	–	0.0	–	–	–
97.0	45.0	6.1	–	0.0	–	–	0.0	–	–	0.0	–	–	–
97.0	50.0	37.8	–	0.0	–	–	0.0	–	–	0.0	–	–	–
97.0	55.0	15.0	–	–	–	–	0.0	–	–	0.0	–	–	–
97.0	60.0	14.8	–	–	–	–	0.0	–	–	0.0	–	–	–
97.0	65.0	58.3	–	17.3	–	–	0.0	–	–	0.0	–	–	–
97.0	70.0	17.7	–	–	–	–	0.0	–	–	0.0	–	–	–
97.0	75.0	–	–	–	21.8	–	–	–	–	0.0	–	–	–
97.0	80.0	0.0	–	–	–	–	6.4	–	–	0.0	–	–	–
97.0	90.0	15.3	–	–	–	–	0.0	–	–	–	–	–	–
100.0	29.0	7.5	–	–	0.0	–	–	0.0	–	0.0	–	–	–
100.0	30.0	56.2	–	–	0.0	–	–	0.0	–	0.0	–	–	–
100.0	35.0	0.0	–	–	3.2	–	–	0.0	–	0.0	–	–	–
100.0	45.0	3.1	–	–	0.0	–	–	0.0	–	0.0	–	–	–
100.0	50.0	19.5	–	–	6.0	–	–	0.0	–	0.0	–	–	–
100.0	55.0	3.0	–	–	0.0	–	–	0.0	–	0.0	–	–	–
100.0	60.0	20.9	–	–	0.0	–	–	0.0	–	0.0	–	–	–
100.0	65.0	20.9	–	–	12.8	–	–	0.0	–	0.0	–	–	–
100.0	70.0	24.6	–	–	0.0	–	–	0.0	–	0.0	–	–	–
100.0	85.0	–	–	–	3.5	–	–	–	–	–	–	–	–
100.0	100.0	–	17.7	–	–	–	–	0.0	–	–	–	–	–
103.0	28.5	0.0	–	–	1.8	–	1.0	–	–	0.0	–	–	–
103.0	29.0	0.0	–	–	0.0	–	5.0	–	–	0.0	–	–	–
103.0	30.0	2.5	–	–	15.3	–	2.6	–	–	0.0	–	–	–
103.0	35.0	14.7	–	–	15.5	–	0.0	–	–	0.0	–	–	–
103.0	40.0	5.8	–	–	0.0	–	0.0	–	–	0.0	–	–	–
103.0	50.0	2.9	–	–	0.0	–	0.0	–	–	0.0	–	–	–
103.0	55.0	2.9	–	–	0.0	–	0.0	–	–	0.0	–	–	–
103.0	60.0	3.0	–	–	0.0	–	0.0	–	–	0.0	–	–	–
103.0	65.0	42.5	–	–	3.2	–	0.0	–	–	0.0	–	–	–
103.0	70.0	15.1	–	–	0.0	–	0.0	–	–	0.0	–	–	–
103.0	80.0	–	6.0	–	0.0	–	0.0	–	–	–	–	–	–
107.0	31.0	–	2.2	–	0.0	–	0.0	–	–	0.0	–	–	–
107.0	32.0	–	0.0	–	6.1	–	0.0	–	–	0.0	–	–	–
107.0	45.0	–	3.0	–	0.0	–	0.0	–	–	0.0	–	–	–
107.0	50.0	–	2.9	–	0.0	–	0.0	–	–	0.0	–	–	–
107.0	60.0	–	18.2	–	0.0	–	0.0	–	–	0.0	–	–	–
110.0	70.0	–	2.8	–	0.0	–	–	–	0.0	–	–	–	–
110.0	140.0	–	2.7	–	–	–	–	0.0	–	–	–	–	–

Triphoturus mexicanus

STATION		JAN.	FEB.	MAR.	APR.	MAY	JUNE	JULY	AUG.	SEP.	OCT.	NOV.	DEC.
70.0	120.0	0.0	–	–	–	–	–	2.7	–	–	–	–	–

TABLE 4. (cont.)

Triphoturus mexicanus (cont.)

STATION		JAN.	FEB.	MAR.	APR.	MAY	JUNE	JULY	AUG.	SEP.	OCT.	NOV.	DEC.
80.0	60.0	0.0	–	–	0.0	–	–	2.8	2.7	–	–	–	–
80.0	65.0	0.0	–	–	0.0	–	–	3.0	0.0	–	–	–	–
80.0	70.0	0.0	–	–	0.0	–	–	0.0	2.7	–	–	–	–
80.0	80.0	0.0	–	–	0.0	–	–	0.0	–	6.0	–	–	–
82.0	47.0	0.0	–	–	0.0	–	0.0	–	2.5	–	–	–	–
83.0	39.0	0.0	–	–	–	–	0.0	–	–	1.9	–	–	–
83.0	40.0	0.0	–	–	0.0	–	0.0	–	–	9.4	–	–	–
83.0	43.0	0.0	–	–	0.0	–	0.0	–	–	14.4	–	–	–
83.0	60.0	0.0	–	–	0.0	–	0.0	–	–	2.7	–	–	–
83.0	75.0	–	–	–	–	–	–	–	–	2.9	–	–	–
83.0	90.0	0.0	–	–	–	–	6.4	–	–	–	–	–	–
87.0	32.5	0.0	–	–	0.0	–	0.0	–	–	8.3	–	–	–
87.0	33.0	0.0	–	–	0.0	–	0.0	–	–	2.6	–	–	–
87.0	34.0	0.0	–	–	0.0	–	0.0	–	–	15.8	–	–	–
87.0	35.0	0.0	–	–	0.0	–	36.8	–	–	6.0	–	–	–
87.0	40.0	0.0	–	–	0.0	–	3.3	–	–	12.2	–	–	–
87.0	45.0	0.0	–	–	0.0	–	0.0	–	–	64.0	–	–	–
87.0	50.0	0.0	–	–	0.0	–	0.0	–	–	10.6	–	–	–
87.0	55.0	0.0	–	–	0.0	–	0.0	–	–	2.8	–	–	–
87.0	60.0	0.0	–	–	0.0	–	0.0	–	–	3.0	–	–	–
87.0	65.0	0.0	–	–	0.0	–	9.6	–	–	5.8	–	–	–
87.0	70.0	0.0	–	–	3.2	–	3.0	–	–	0.0	–	–	–
87.0	80.0	0.0	–	–	21.1	–	9.8	–	–	0.0	–	–	–
87.0	90.0	0.0	–	–	0.0	–	18.7	–	–	–	–	–	–
90.0	32.0	0.0	–	–	0.0	–	–	7.7	–	2.8	–	–	–
90.0	37.0	0.0	–	–	0.0	–	–	35.5	–	32.2	–	–	–
90.0	45.0	0.0	–	–	0.0	–	–	7.7	–	24.2	–	–	–
90.0	53.0	0.0	–	–	0.0	–	–	0.0	–	14.2	–	–	–
90.0	60.0	0.0	–	–	0.0	–	–	5.4	–	0.0	–	–	–
90.0	65.0	0.0	–	–	2.9	–	–	2.7	–	8.9	–	–	–
90.0	70.0	0.0	–	–	0.0	–	–	8.3	–	3.0	–	–	–
90.0	80.0	0.0	–	–	0.0	–	–	18.3	–	0.0	–	–	–
90.0	85.0	–	–	–	–	–	–	–	–	6.5	–	–	–
90.0	90.0	0.0	–	–	0.0	–	–	37.1	–	12.3	–	–	–
90.0	100.0	0.0	–	–	0.0	–	–	11.0	–	–	–	–	–
90.0	140.0	0.0	–	–	–	–	–	2.7	–	–	–	–	–
93.0	26.5	0.0	–	–	–	–	2.5	–	–	0.0	–	–	–
93.0	27.0	0.0	–	0.0	–	–	17.2	–	–	0.0	–	–	–
93.0	28.0	0.0	–	0.0	–	–	38.5	–	–	0.0	–	–	–
93.0	30.0	0.0	–	0.0	–	–	49.1	–	–	67.8	–	–	–
93.0	35.0	0.0	–	0.0	–	–	12.2	–	–	3.7	–	–	–
93.0	40.0	0.0	–	–	3.3	–	18.9	–	–	50.6	–	–	–
93.0	45.0	0.0	–	–	0.0	–	0.0	–	–	36.6	–	–	–
93.0	50.0	0.0	–	–	0.0	–	19.8	–	–	8.7	–	–	–
93.0	55.0	0.0	–	–	0.0	–	6.6	–	–	8.6	–	–	–
93.0	60.0	0.0	–	–	3.4	–	0.0	–	–	5.6	–	–	–

TABLE 4. (cont.)

Triphoturus mexicanus (cont.)

STATION		JAN.	FEB.	MAR.	APR.	MAY	JUNE	JULY	AUG.	SEP.	OCT.	NOV.	DEC.
93.0	65.0	0.0	–	–	3.0	–	9.8	–	–	8.9	–	–	–
93.0	70.0	0.0	–	–	6.7	–	3.3	–	–	0.0	–	–	–
93.0	75.0	–	–	–	–	–	–	–	–	8.6	–	–	–
93.0	80.0	0.0	–	–	9.5	–	6.3	–	–	52.9	–	–	–
93.0	85.0	–	–	–	–	–	–	–	–	47.8	–	–	–
93.0	90.0	0.0	–	–	0.0	–	18.8	–	–	22.8	–	–	–
96.8	28.7	0.0	–	0.0	–	–	0.0	–	–	1.5	–	–	–
97.0	30.0	0.0	–	0.0	–	–	2.8	–	–	4.5	–	–	–
97.0	32.0	0.0	–	0.0	–	–	10.1	–	–	12.3	–	–	–
97.0	35.0	0.0	–	6.3	–	–	26.0	–	–	26.2	–	–	–
97.0	40.0	0.0	–	9.6	–	–	26.2	–	–	42.4	–	–	–
97.0	45.0	0.0	–	6.9	–	–	9.5	–	–	69.9	–	–	–
97.0	50.0	0.0	–	6.4	–	–	33.2	–	–	50.3	–	–	–
97.0	55.0	0.0	–	–	–	–	15.1	–	–	0.0	–	–	–
97.0	60.0	0.0	–	–	–	–	31.4	–	–	2.8	–	–	–
97.0	65.0	0.0	–	0.0	–	–	73.8	–	–	2.8	–	–	–
97.0	70.0	0.0	–	–	–	–	215.6	–	–	20.2	–	–	–
97.0	75.0	–	–	–	0.0	–	–	–	–	6.5	–	–	–
97.0	80.0	0.0	–	–	–	–	54.7	–	–	63.8	–	–	–
97.0	85.0	–	–	–	3.6	–	–	–	–	–	–	–	–
97.0	90.0	0.0	–	–	–	–	9.3	–	–	–	–	–	–
100.0	30.0	0.0	–	–	0.0	–	–	0.0	–	24.8	–	–	–
100.0	35.0	0.0	–	–	0.0	–	–	135.2	–	149.0	–	–	–
100.0	40.0	0.0	–	–	22.5	–	–	129.7	–	157.0	–	–	–
100.0	45.0	0.0	–	–	22.7	–	–	11.8	–	145.7	–	–	–
100.0	50.0	0.0	–	–	18.1	–	–	14.7	–	12.2	–	–	–
100.0	55.0	0.0	–	–	6.0	–	–	5.8	–	9.1	–	–	–
100.0	60.0	0.0	–	–	10.1	–	–	9.2	–	20.0	–	–	–
100.0	65.0	0.0	–	–	3.2	–	–	15.3	–	178.2	–	–	–
100.0	70.0	0.0	–	–	0.0	–	–	18.7	–	68.0	–	–	–
100.0	80.0	0.0	–	–	10.0	–	–	0.0	–	–	–	–	–
100.0	85.0	–	–	–	10.4	–	–	–	–	–	–	–	–
100.0	100.0	–	0.0	–	–	–	–	12.0	–	–	–	–	–
100.0	120.0	–	0.0	–	–	–	–	3.0	–	–	–	–	–
103.0	28.5	0.0	–	–	0.0	–	0.0	–	–	7.0	–	–	–
103.0	29.0	0.0	–	–	0.0	–	0.0	–	–	29.1	–	–	–
103.0	30.0	0.0	–	–	3.1	–	5.3	–	–	10.4	–	–	–
103.0	35.0	0.0	–	–	3.1	–	108.1	–	–	25.6	–	–	–
103.0	40.0	0.0	–	–	24.5	–	69.9	–	–	278.6	–	–	–
103.0	45.0	0.0	–	–	39.4	–	145.3	–	–	16.2	–	–	–
103.0	50.0	0.0	–	–	16.5	–	80.7	–	–	12.6	–	–	–
103.0	55.0	2.9	–	–	30.0	–	23.5	–	–	9.3	–	–	–
103.0	60.0	0.0	–	–	10.1	–	0.0	–	–	111.2	–	–	–
103.0	65.0	0.0	–	–	9.5	–	52.8	–	–	159.5	–	–	–
103.0	70.0	0.0	–	–	6.2	–	43.7	–	–	81.2	–	–	–
103.0	75.0	–	–	–	6.4	–	–	–	–	–	–	–	–

TABLE 4. (cont.)

Triphoturus mexicanus (cont.)

STATION		JAN.	FEB.	MAR.	APR.	MAY	JUNE	JULY	AUG.	SEP.	OCT.	NOV.	DEC.
103.0	80.0	-	0.0	-	8.9	-	18.1	-	-	-	-	-	-
103.0	85.0	-	-	-	8.7	-	-	-	-	-	-	-	-
103.0	90.0	-	0.0	-	6.3	-	16.6	-	-	-	-	-	-
105.0	140.0	-	0.0	-	-	-	-	5.6	-	-	-	-	-
107.0	30.0	-	0.0	-	0.0	-	0.0	-	-	1.8	-	-	-
107.0	31.0	-	0.0	-	5.7	-	0.0	-	-	21.4	-	-	-
107.0	32.0	-	0.0	-	12.2	-	13.8	-	-	30.0	-	-	-
107.0	35.0	-	0.0	-	0.0	-	110.7	-	-	23.7	-	-	-
107.0	40.0	-	0.0	-	12.0	-	13.3	-	-	8.8	-	-	-
107.0	45.0	-	0.0	-	11.9	-	20.7	-	-	19.7	-	-	-
107.0	50.0	-	0.0	-	21.1	-	50.0	-	-	12.8	-	-	-
107.0	55.0	-	0.0	-	25.4	-	26.5	-	-	30.6	-	-	-
107.0	60.0	-	0.0	-	48.6	-	33.7	-	-	91.5	-	-	-
107.0	65.0	-	0.0	-	9.4	-	6.3	-	-	187.0	-	-	-
107.0	70.0	-	0.0	-	15.3	-	61.4	-	-	124.2	-	-	-
107.0	75.0	-	-	-	24.6	-	-	-	-	-	-	-	-
107.0	80.0	-	0.0	-	32.7	-	138.5	-	-	-	-	-	-
107.0	85.0	-	-	-	26.2	-	-	-	-	-	-	-	-
107.0	90.0	-	0.0	-	9.2	-	23.4	-	-	-	-	-	-
110.0	32.0	-	0.0	-	0.0	-	-	-	2.3	3.4	-	-	-
110.0	35.0	-	0.0	-	3.1	-	-	-	168.1	3.0	-	-	-
110.0	40.0	-	0.0	-	11.4	-	-	-	358.1	40.8	-	-	-
110.0	45.0	-	0.0	-	0.0	-	-	-	56.5	90.4	-	-	-
110.0	50.0	-	0.0	-	2.8	-	-	-	2.8	15.4	-	-	-
110.0	55.0	-	0.0	-	17.7	-	-	-	17.0	15.3	-	-	-
110.0	60.0	-	0.0	-	58.0	-	-	-	27.8	0.0	-	-	-
110.0	65.0	-	2.7	-	35.2	-	-	-	9.1	3.1	-	-	-
110.0	70.0	-	0.0	-	35.6	-	-	-	6.0	-	-	-	-
110.0	75.0	-	-	-	25.6	-	-	-	-	-	-	-	-
110.0	80.0	-	0.0	-	3.0	-	-	21.4	-	-	-	-	-
110.0	85.0	-	-	-	18.4	-	-	-	-	-	-	-	-
110.0	90.0	-	0.0	-	49.4	-	-	16.7	-	-	-	-	-
110.0	100.0	-	2.6	-	-	-	-	2.1	-	-	-	-	-
110.0	120.0	-	0.0	-	-	-	-	10.8	-	-	-	-	-
113.0	29.0	-	0.0	-	2.4	-	0.0	-	-	0.0	-	-	-
113.0	30.0	-	0.0	-	5.6	-	11.9	-	0.0	0.0	-	-	-
113.0	35.0	-	0.0	-	45.4	-	217.8	-	-	33.1	-	-	-
113.0	40.0	-	0.0	-	45.2	-	106.9	-	-	176.1	-	-	-
113.0	45.0	-	0.0	-	139.9	-	141.7	-	-	214.9	-	-	-
113.0	50.0	-	0.0	-	83.2	-	38.5	-	-	243.0	-	-	-
113.0	55.0	-	8.9	-	35.7	-	88.5	-	-	53.5	-	-	-
113.0	60.0	-	0.0	-	6.5	-	27.1	-	-	28.8	-	-	-
113.0	65.0	-	0.0	-	36.2	-	30.3	-	-	-	-	-	-
113.0	70.0	-	0.0	-	123.2	-	27.2	-	-	-	-	-	-
113.0	75.0	-	-	-	56.1	-	-	-	-	-	-	-	-
113.0	80.0	-	0.0	-	80.3	-	68.8	-	-	-	-	-	-

TABLE 4. (cont.)

Triphoturus mexicanus (cont.)

STATION		JAN.	FEB.	MAR.	APR.	MAY	JUNE	JULY	AUG.	SEP.	OCT.	NOV.	DEC.
113.0	85.0	-	-	-	65.8	-	-	-	-	-	-	-	-
113.0	90.0	-	0.0	-	17.0	-	3.3	-	-	-	-	-	-
115.0	35.0	-	0.0	-	-	-	-	-	20.9	28.2	-	-	-
117.0	24.8	-	0.0	-	0.0	-	-	0.0	-	2.3	-	-	-
117.0	26.0	-	0.0	-	0.0	-	-	0.0	-	13.2	-	-	-
117.0	30.0	-	0.0	-	0.0	-	-	0.0	-	2.6	-	-	-
117.0	35.0	-	3.1	-	0.0	-	-	28.6	-	29.2	-	-	-
117.0	40.0	-	3.0	-	85.7	-	-	98.4	-	40.4	-	-	-
117.0	45.0	-	3.0	-	101.9	-	-	3.4	-	26.0	-	-	-
117.0	50.0	-	3.2	-	32.0	-	-	49.8	-	106.4	-	-	-
117.0	55.0	-	0.0	-	26.2	-	-	207.9	-	107.7	-	-	-
117.0	60.0	-	0.0	-	61.5	-	23.1	-	-	78.8	-	-	-
117.0	65.0	-	0.0	-	31.1	-	56.6	-	-	-	-	-	-
117.0	70.0	-	0.0	-	2.8	-	40.3	-	-	-	-	-	-
117.0	75.0	-	-	-	18.2	-	-	-	-	-	-	-	-
117.0	80.0	-	0.0	-	134.6	-	29.7	-	-	-	-	-	-
117.0	85.0	-	-	-	101.9	-	-	-	-	-	-	-	-
117.0	90.0	-	2.9	-	183.3	-	3.3	-	-	-	-	-	-
118.0	39.0	-	6.2	-	9.3	-	-	221.2	-	32.6	-	-	-
119.0	33.0	-	0.0	-	0.0	-	-	-	4.3	0.0	-	-	-
120.0	25.0	-	0.0	-	0.0	-	-	0.0	-	4.7	-	-	-
120.0	30.0	-	0.0	-	5.7	-	-	2.7	-	0.0	-	-	-
120.0	40.0	-	0.0	-	0.0	-	-	0.0	-	35.5	-	-	-
120.0	45.0	-	0.0	-	18.5	-	-	-	68.6	29.8	-	-	-
120.0	50.0	-	0.0	-	29.7	-	-	-	75.3	38.5	-	-	-
120.0	55.0	-	0.0	-	14.9	-	-	-	158.7	127.7	-	-	-
120.0	60.0	-	28.8	-	84.4	-	-	-	132.5	128.7	-	-	-
120.0	65.0	-	5.6	-	116.3	-	-	-	124.6	-	-	-	-
120.0	70.0	-	14.6	-	125.4	-	-	-	73.6	-	-	-	-
120.0	75.0	-	-	-	21.6	-	-	-	-	-	-	-	-
120.0	80.0	-	0.0	-	30.9	-	-	-	126.4	-	-	-	-
120.0	100.0	-	0.0	-	-	-	-	-	20.8	-	-	-	-
120.0	120.0	-	2.9	-	-	-	-	-	0.0	-	-	-	-
123.0	36.0	-	0.0	-	0.0	-	-	1.5	-	0.0	-	-	-
123.0	37.0	-	2.9	-	0.0	-	-	4.5	-	0.0	-	-	-
123.0	42.0	-	17.8	-	8.6	-	-	50.4	6.3	0.0	-	-	-
123.0	45.0	-	5.8	-	8.7	-	-	96.3	-	3.0	-	-	-
123.0	50.0	-	2.9	-	9.3	-	-	48.3	-	80.1	-	-	-
123.0	55.0	-	3.0	-	0.0	-	-	71.0	-	62.0	-	-	-
123.0	60.0	-	0.0	-	-	-	-	98.6	-	74.4	-	-	-
123.0	65.0	-	0.0	-	28.1	-	-	95.5	-	-	-	-	-
123.0	70.0	-	0.0	-	40.0	-	-	16.6	-	-	-	-	-
123.0	75.0	-	-	-	21.8	-	-	-	-	-	-	-	-
123.0	80.0	-	2.9	-	27.7	-	-	33.8	-	-	-	-	-
127.0	33.0	-	5.7	-	5.4	-	-	0.0	-	0.0	-	-	-
127.0	34.0	-	7.9	-	12.2	-	-	21.8	-	0.0	-	-	-

TABLE 4. (cont.)

Triphoturus mexicanus (cont.)

STATION		JAN.	FEB.	MAR.	APR.	MAY	JUNE	JULY	AUG.	SEP.	OCT.	NOV.	DEC.
127.0	40.0	-	36.8	-	5.9	-	-	0.0	46.4	12.6	-	-	-
127.0	45.0	-	6.0	-	71.5	-	-	74.3	-	18.6	-	-	-
127.0	50.0	-	17.6	-	54.5	-	-	81.5	-	15.1	-	-	-
127.0	55.0	-	0.0	-	20.8	-	-	21.9	-	3.2	-	-	-
127.0	60.0	-	16.4	-	3.1	-	-	73.3	-	6.7	-	-	-
127.0	65.0	-	8.7	-	8.8	-	-	25.9	-	-	-	-	-
127.0	70.0	-	5.9	-	8.6	-	-	25.6	-	-	-	-	-
127.0	80.0	-	5.8	-	-	-	-	13.7	-	-	-	-	-
130.0	28.0	-	0.0	-	2.7	-	-	-	0.0	0.0	-	-	-
130.0	35.0	-	3.3	-	408.7	-	-	-	38.3	0.0	-	-	-
130.0	40.0	-	27.5	-	239.4	-	-	-	28.8	75.0	-	-	-
130.0	45.0	-	8.4	-	6.1	-	-	-	36.8	21.2	-	-	-
130.0	50.0	-	20.2	-	8.9	-	-	-	54.6	16.6	-	-	-
130.0	55.0	-	11.5	-	14.7	-	-	-	368.5	65.1	-	-	-
130.0	60.0	-	41.8	-	0.0	-	-	-	441.2	0.0	-	-	-
130.0	65.0	-	-	-	6.2	-	-	-	-	-	-	-	-
130.0	70.0	-	11.5	-	0.0	-	-	-	34.9	-	-	-	-
130.0	80.0	-	11.1	-	-	-	-	-	5.5	-	-	-	-
130.0	90.0	-	8.0	-	-	-	-	-	24.4	-	-	-	-
130.0	100.0	-	0.0	-	-	-	-	-	5.7	-	-	-	-
130.0	120.0	-	2.8	-	-	-	-	-	10.8	-	-	-	-
133.0	25.0	-	0.0	-	21.3	-	-	0.0	-	0.0	-	-	-
133.0	30.0	-	0.0	-	15.5	-	-	3.0	-	0.0	-	-	-
133.0	35.0	-	8.6	-	18.5	-	-	0.0	-	0.0	-	-	-
133.0	40.0	-	35.8	-	15.4	-	-	180.4	-	9.1	-	-	-
133.0	45.0	-	32.2	-	12.1	-	-	31.9	-	0.0	-	-	-
133.0	50.0	-	17.0	-	20.7	-	-	15.7	-	3.0	-	-	-
133.0	55.0	-	13.7	-	8.9	-	-	26.6	-	-	-	-	-
133.0	60.0	-	17.3	-	15.1	-	-	11.2	-	-	-	-	-
133.0	65.0	-	8.6	-	37.1	-	-	13.2	-	-	-	-	-
133.0	70.0	-	2.8	-	50.5	-	-	64.3	-	-	-	-	-
133.0	80.0	-	5.8	-	-	-	-	56.1	-	-	-	-	-
137.0	30.0	-	27.7	-	71.5	-	-	-	0.0	0.0	-	-	-
137.0	35.0	-	24.9	-	30.1	-	-	-	2.7	0.0	-	-	-
137.0	40.0	-	55.4	-	6.0	-	-	-	0.0	3.0	-	-	-
137.0	45.0	-	14.5	-	33.3	-	-	-	6.5	3.0	-	-	-
137.0	50.0	-	0.0	-	16.3	-	-	-	52.0	0.0	-	-	-
137.0	55.0	-	0.0	-	12.8	-	-	-	27.6	-	-	-	-
137.0	60.0	-	-	-	3.1	-	-	-	19.4	-	-	-	-
137.0	65.0	-	-	-	16.1	-	-	-	-	-	-	-	-
137.0	70.0	-	0.0	-	0.0	-	-	-	4.9	-	-	-	-
137.0	80.0	-	11.8	-	-	-	-	-	19.9	-	-	-	-
140.0	35.0	-	6.1	-	-	-	-	-	2.7	-	-	-	-
140.0	40.0	-	32.5	-	-	-	-	-	0.0	-	-	-	-
140.0	45.0	-	15.3	-	-	-	-	-	16.6	-	-	-	-
140.0	50.0	-	5.9	-	-	-	-	-	23.1	-	-	-	-

TABLE 4. (cont.)

Triphoturus nigrescens

STATION	JAN.	FEB.	MAR.	APR.	MAY	JUNE	JULY	AUG.	SEP.	OCT.	NOV.	DEC.
80.0 200.0	0.0	–	–	–	–	–	2.8	–	–	–	–	–

Centrobranchus spp.

STATION	JAN.	FEB.	MAR.	APR.	MAY	JUNE	JULY	AUG.	SEP.	OCT.	NOV.	DEC.
80.0 200.0	0.0	–	–	–	–	–	5.6	–	–	–	–	–
90.0 200.0	0.0	–	–	–	–	–	2.8	–	–	–	–	–

Diogenichthys spp.

STATION	JAN.	FEB.	MAR.	APR.	MAY	JUNE	JULY	AUG.	SEP.	OCT.	NOV.	DEC.
93.0 90.0	0.0	–	–	0.0	–	3.1	–	–	0.0	–	–	–
100.0 55.0	0.0	–	–	0.0	–	–	0.0	–	3.0	–	–	–
103.0 30.0	0.0	–	–	0.0	–	0.0	–	–	2.6	–	–	–
107.0 31.0	–	0.0	–	0.0	–	0.0	–	–	4.8	–	–	–
107.0 50.0	–	0.0	–	0.0	–	0.0	–	–	3.2	–	–	–
107.0 70.0	–	3.2	–	0.0	–	0.0	–	–	6.1	–	–	–
110.0 45.0	–	0.0	–	0.0	–	–	–	2.6	0.0	–	–	–
110.0 120.0	–	0.0	–	–	–	–	2.7	–	–	–	–	–
110.0 140.0	–	0.0	–	–	–	–	5.5	–	–	–	–	–
130.0 45.0	–	0.0	–	0.0	–	–	–	2.8	0.0	–	–	–

Diogenichthys atlanticus

STATION	JAN.	FEB.	MAR.	APR.	MAY	JUNE	JULY	AUG.	SEP.	OCT.	NOV.	DEC.
60.0 100.0	6.2	–	–	–	–	–	0.0	–	–	–	–	–
60.0 140.0	0.0	–	–	–	–	–	31.3	–	–	–	–	–
60.0 160.0	6.5	–	–	–	–	–	2.9	–	–	–	–	–
60.0 200.0	0.0	–	–	–	–	–	16.4	–	–	–	–	–
70.0 70.0	0.0	–	–	2.9	–	–	0.0	–	–	–	–	–
70.0 80.0	8.3	–	–	0.0	–	–	0.0	–	–	–	–	–
70.0 90.0	2.9	–	–	–	–	–	2.8	–	–	–	–	–
70.0 100.0	2.8	–	–	–	–	–	2.8	–	–	–	–	–
70.0 120.0	14.9	–	–	–	–	–	8.2	–	–	–	–	–
70.0 160.0	8.9	–	–	–	–	–	–	–	–	–	–	–
70.0 180.0	3.0	–	–	–	–	–	–	–	–	–	–	–
70.0 200.0	6.1	–	–	–	–	–	0.0	–	–	–	–	–
80.0 65.0	3.1	–	–	0.0	–	–	5.9	0.0	–	–	–	–
80.0 75.0	–	–	–	–	–	–	–	–	2.7	–	–	–
80.0 90.0	2.9	–	–	–	–	–	2.8	–	–	–	–	–
80.0 100.0	0.0	–	–	–	–	–	6.0	–	–	–	–	–
80.0 120.0	0.0	–	–	–	–	–	3.0	–	–	–	–	–
80.0 160.0	26.3	–	–	–	–	–	–	–	–	–	–	–

TABLE 4. (cont.)

Diogenichthys atlanticus (cont.)

STATION	JAN.	FEB.	MAR.	APR.	MAY	JUNE	JULY	AUG.	SEP.	OCT.	NOV.	DEC.
80.0 180.0	2.7	-	-	-	-	-	-	-	-	-	-	-
80.0 200.0	2.8	-	-	-	-	-	8.4	-	-	-	-	-
83.0 60.0	0.0	-	-	0.0	-	6.9	-	-	0.0	-	-	-
87.0 45.0	0.0	-	-	0.0	-	0.0	-	-	3.2	-	-	-
87.0 55.0	0.0	-	-	2.8	-	0.0	-	-	0.0	-	-	-
87.0 60.0	0.0	-	-	2.4	-	0.0	-	-	0.0	-	-	-
87.0 65.0	3.1	-	-	2.7	-	3.2	-	-	0.0	-	-	-
87.0 70.0	0.0	-	-	22.5	-	0.0	-	-	0.0	-	-	-
87.0 80.0	0.0	-	-	6.0	-	3.3	-	-	0.0	-	-	-
87.0 90.0	0.0	-	-	2.8	-	28.1	-	-	-	-	-	-
90.0 60.0	0.0	-	-	13.4	-	-	0.0	-	0.0	-	-	-
90.0 65.0	3.2	-	-	2.9	-	-	2.7	-	0.0	-	-	-
90.0 80.0	0.0	-	-	16.1	-	-	7.9	-	0.0	-	-	-
90.0 90.0	0.0	-	-	0.0	-	-	0.0	-	3.1	-	-	-
90.0 100.0	0.0	-	-	0.0	-	-	2.7	-	-	-	-	-
90.0 120.0	5.4	-	-	-	-	-	16.1	-	-	-	-	-
90.0 140.0	0.0	-	-	-	-	-	5.4	-	-	-	-	-
90.0 160.0	2.6	-	-	-	-	-	5.2	-	-	-	-	-
90.0 180.0	8.2	-	-	-	-	-	0.0	-	-	-	-	-
90.0 200.0	2.8	-	-	-	-	-	0.0	-	-	-	-	-
93.0 28.0	3.1	-	0.0	-	-	0.0	-	-	0.0	-	-	-
93.0 35.0	0.0	-	0.0	-	-	6.1	-	-	0.0	-	-	-
93.0 65.0	0.0	-	-	0.0	-	6.5	-	-	0.0	-	-	-
93.0 70.0	5.9	-	-	0.0	-	0.0	-	-	0.0	-	-	-
93.0 80.0	3.0	-	-	6.3	-	0.0	-	-	0.0	-	-	-
93.0 90.0	0.0	-	-	37.0	-	0.0	-	-	2.8	-	-	-
93.0 100.0	-	-	-	25.5	-	-	-	-	-	-	-	-
97.0 40.0	0.0	-	3.2	-	-	3.3	-	-	0.0	-	-	-
97.0 65.0	0.0	-	0.0	-	-	3.0	-	-	0.0	-	-	-
97.0 70.0	3.0	-	-	-	-	15.4	-	-	0.0	-	-	-
97.0 80.0	3.3	-	-	-	-	6.4	-	-	8.7	-	-	-
97.0 85.0	-	-	-	7.2	-	-	-	-	-	-	-	-
100.0 35.0	0.0	-	-	3.2	-	-	0.0	-	0.0	-	-	-
100.0 45.0	0.0	-	-	2.3	-	-	0.0	-	0.0	-	-	-
100.0 50.0	0.0	-	-	12.0	-	-	0.0	-	0.0	-	-	-
100.0 55.0	0.0	-	-	6.0	-	-	0.0	-	0.0	-	-	-
100.0 80.0	2.9	-	-	6.7	-	-	0.0	-	-	-	-	-
100.0 85.0	-	-	-	31.1	-	-	-	-	-	-	-	-
100.0 90.0	6.1	-	-	13.2	-	-	0.0	-	-	-	-	-
100.0 100.0	-	17.7	-	-	-	-	0.0	-	-	-	-	-
100.0 120.0	-	3.0	-	-	-	-	3.0	-	-	-	-	-
103.0 45.0	0.0	-	-	3.0	-	0.0	-	-	0.0	-	-	-
103.0 50.0	0.0	-	-	3.3	-	0.0	-	-	0.0	-	-	-
103.0 65.0	0.0	-	-	3.2	-	9.9	-	-	0.0	-	-	-
103.0 70.0	6.0	-	-	9.3	-	0.0	-	-	0.0	-	-	-
103.0 75.0	-	-	-	25.5	-	-	-	-	-	-	-	-

TABLE 4. (cont.)

Diogenichthys atlanticus (cont.)

STATION		JAN.	FEB.	MAR.	APR.	MAY	JUNE	JULY	AUG.	SEP.	OCT.	NOV.	DEC.
103.0	80.0	-	0.0	-	8.9	-	0.0	-	-	-	-	-	-
103.0	85.0	-	-	-	5.8	-	-	-	-	-	-	-	-
103.0	90.0	-	6.1	-	18.9	-	0.0	-	-	-	-	-	-
105.0	140.0	-	16.7	-	-	-	-	0.0	-	-	-	-	-
107.0	31.0	-	0.0	-	0.0	-	0.0	-	-	2.4	-	-	-
107.0	35.0	-	3.2	-	0.0	-	0.0	-	-	0.0	-	-	-
107.0	50.0	-	0.0	-	0.0	-	3.3	-	-	0.0	-	-	-
107.0	60.0	-	9.1	-	0.0	-	0.0	-	-	0.0	-	-	-
107.0	65.0	-	2.9	-	3.1	-	3.2	-	-	0.0	-	-	-
107.0	70.0	-	0.0	-	6.1	-	0.0	-	-	0.0	-	-	-
107.0	80.0	-	0.0	-	3.0	-	9.7	-	-	-	-	-	-
107.0	90.0	-	0.0	-	6.1	-	0.0	-	-	-	-	-	-
110.0	65.0	-	0.0	-	5.9	-	-	-	0.0	0.0	-	-	-
110.0	70.0	-	2.8	-	0.0	-	-	-	0.0	-	-	-	-
110.0	90.0	-	2.6	-	0.0	-	-	0.0	-	-	-	-	-
110.0	120.0	-	7.7	-	-	-	-	0.0	-	-	-	-	-
110.0	140.0	-	32.4	-	-	-	-	0.0	-	-	-	-	-
110.0	160.0	-	19.6	-	-	-	-	5.8	-	-	-	-	-
120.0	100.0	-	6.0	-	-	-	-	-	0.0	-	-	-	-
130.0	70.0	-	2.9	-	0.0	-	-	-	0.0	-	-	-	-

Diogenichthys laternatus

STATION		JAN.	FEB.	MAR.	APR.	MAY	JUNE	JULY	AUG.	SEP.	OCT.	NOV.	DEC.
100.0	40.0	0.0	-	-	0.0	-	-	11.0	-	3.1	-	-	-
103.0	60.0	0.0	-	-	0.0	-	0.0	-	-	15.4	-	-	-
103.0	65.0	0.0	-	-	0.0	-	0.0	-	-	60.6	-	-	-
103.0	70.0	0.0	-	-	0.0	-	13.4	-	-	5.8	-	-	-
103.0	80.0	-	0.0	-	0.0	-	3.0	-	-	-	-	-	-
103.0	90.0	-	0.0	-	0.0	-	3.3	-	-	-	-	-	-
107.0	32.0	-	0.0	-	0.0	-	0.0	-	-	3.0	-	-	-
107.0	60.0	-	0.0	-	0.0	-	0.0	-	-	5.9	-	-	-
107.0	65.0	-	0.0	-	0.0	-	0.0	-	-	3.3	-	-	-
110.0	32.0	-	0.0	-	0.0	-	-	-	0.0	4.3	-	-	-
110.0	35.0	-	0.0	-	0.0	-	-	-	5.7	11.9	-	-	-
110.0	40.0	-	0.0	-	0.0	-	-	-	19.7	40.8	-	-	-
110.0	45.0	-	0.0	-	0.0	-	-	-	7.7	10.1	-	-	-
110.0	60.0	-	0.0	-	6.1	-	-	-	0.0	0.0	-	-	-
110.0	70.0	-	0.0	-	0.0	-	-	-	9.1	-	-	-	-
110.0	85.0	-	-	-	9.2	-	-	-	-	-	-	-	-
110.0	100.0	-	7.8	-	-	-	-	2.1	-	-	-	-	-
113.0	35.0	-	0.0	-	0.0	-	6.5	-	-	0.0	-	-	-
113.0	40.0	-	0.0	-	3.2	-	6.5	-	-	21.6	-	-	-
113.0	45.0	-	0.0	-	9.3	-	24.6	-	-	59.3	-	-	-
113.0	50.0	-	0.0	-	3.1	-	0.0	-	-	21.0	-	-	-

TABLE 4. (cont.)

Diogenichthys laternatus (cont.)

STATION		JAN.	FEB.	MAR.	APR.	MAY	JUNE	JULY	AUG.	SEP.	OCT.	NOV.	DEC.
113.0	55.0	-	0.0	-	3.6	-	0.0	-	-	3.0	-	-	-
113.0	60.0	-	0.0	-	3.2	-	3.4	-	-	2.9	-	-	-
113.0	65.0	-	0.0	-	9.9	-	0.0	-	-	-	-	-	-
113.0	70.0	-	0.0	-	37.0	-	3.4	-	-	-	-	-	-
113.0	75.0	-	-	-	13.2	-	-	-	-	-	-	-	-
113.0	80.0	-	0.0	-	37.1	-	0.0	-	-	-	-	-	-
113.0	85.0	-	-	-	20.9	-	-	-	-	-	-	-	-
113.0	90.0	-	0.0	-	0.0	-	6.5	-	-	-	-	-	-
117.0	35.0	-	0.0	-	0.0	-	-	8.6	-	0.0	-	-	-
117.0	40.0	-	0.0	-	0.0	-	-	7.8	-	6.2	-	-	-
117.0	45.0	-	0.0	-	2.9	-	-	6.7	-	0.0	-	-	-
117.0	50.0	-	0.0	-	0.0	-	-	59.8	-	28.0	-	-	-
117.0	55.0	-	0.0	-	0.0	-	-	6.6	-	11.6	-	-	-
117.0	60.0	-	0.0	-	2.9	-	11.6	-	-	0.0	-	-	-
117.0	65.0	-	0.0	-	39.6	-	0.0	-	-	-	-	-	-
117.0	75.0	-	-	-	3.0	-	-	-	-	-	-	-	-
117.0	80.0	-	0.0	-	61.2	-	0.0	-	-	-	-	-	-
117.0	85.0	-	-	-	52.4	-	-	-	-	-	-	-	-
117.0	90.0	-	5.9	-	84.6	-	6.5	-	-	-	-	-	-
118.0	39.0	-	0.0	-	0.0	-	-	2.8	-	8.2	-	-	-
120.0	45.0	-	0.0	-	3.1	-	-	-	0.0	3.0	-	-	-
120.0	50.0	-	0.0	-	0.0	-	-	-	12.0	3.0	-	-	-
120.0	55.0	-	0.0	-	8.9	-	-	-	2.6	17.8	-	-	-
120.0	60.0	-	5.8	-	116.4	-	-	-	33.8	75.4	-	-	-
120.0	65.0	-	2.8	-	12.2	-	-	-	0.0	-	-	-	-
120.0	70.0	-	17.5	-	9.9	-	-	-	0.0	-	-	-	-
120.0	80.0	-	2.8	-	24.0	-	-	-	2.7	-	-	-	-
120.0	100.0	-	3.0	-	-	-	-	-	0.0	-	-	-	-
120.0	120.0	-	17.4	-	-	-	-	-	2.8	-	-	-	-
123.0	37.0	-	5.7	-	0.0	-	-	13.5	-	0.0	-	-	-
123.0	42.0	-	24.5	-	2.9	-	-	0.0	91.4	0.0	-	-	-
123.0	45.0	-	8.7	-	8.7	-	-	16.6	-	0.0	-	-	-
123.0	50.0	-	58.6	-	40.2	-	-	51.1	-	9.2	-	-	-
123.0	55.0	-	6.0	-	10.0	-	-	28.4	-	3.1	-	-	-
123.0	60.0	-	0.0	-	-	-	-	49.3	-	77.5	-	-	-
123.0	65.0	-	0.0	-	25.0	-	-	14.1	-	-	-	-	-
123.0	70.0	-	14.1	-	77.0	-	-	2.8	-	-	-	-	-
123.0	75.0	-	-	-	40.6	-	-	-	-	-	-	-	-
123.0	80.0	-	8.8	-	70.8	-	-	19.7	-	-	-	-	-
127.0	33.0	-	2.8	-	2.7	-	-	3.0	-	0.0	-	-	-
127.0	34.0	-	2.6	-	2.4	-	-	16.9	-	0.0	-	-	-
127.0	40.0	-	10.1	-	74.3	-	-	0.0	32.8	3.1	-	-	-
127.0	45.0	-	15.0	-	49.8	-	-	25.8	-	6.2	-	-	-
127.0	50.0	-	32.3	-	24.2	-	-	8.7	-	21.1	-	-	-
127.0	55.0	-	14.6	-	32.7	-	-	65.8	-	6.4	-	-	-
127.0	60.0	-	30.1	-	6.2	-	-	8.8	-	3.4	-	-	-

TABLE 4. (cont.)

Diogenichthys laternatus (cont.)

STATION		JAN.	FEB.	MAR.	APR.	MAY	JUNE	JULY	AUG.	SEP.	OCT.	NOV.	DEC.
127.0	65.0	-	8.7	-	8.8	-	-	2.9	-	-	-	-	-
127.0	70.0	-	38.2	-	11.5	-	-	82.4	-	-	-	-	-
127.0	80.0	-	2.9	-	-	-	-	68.3	-	-	-	-	-
130.0	35.0	-	10.0	-	90.5	-	-	-	35.7	0.0	-	-	-
130.0	40.0	-	52.0	-	100.8	-	-	-	0.0	93.0	-	-	-
130.0	45.0	-	19.5	-	30.4	-	-	-	0.0	33.3	-	-	-
130.0	50.0	-	66.2	-	20.6	-	-	-	109.2	10.0	-	-	-
130.0	55.0	-	14.3	-	23.4	-	-	-	41.0	86.8	-	-	-
130.0	60.0	-	50.2	-	21.6	-	-	-	59.0	6.3	-	-	-
130.0	65.0	-	-	-	9.2	-	-	-	-	-	-	-	-
130.0	70.0	-	17.2	-	6.2	-	-	-	27.4	-	-	-	-
130.0	80.0	-	5.6	-	-	-	-	-	62.8	-	-	-	-
130.0	90.0	-	16.0	-	-	-	-	-	43.4	-	-	-	-
130.0	100.0	-	8.3	-	-	-	-	-	8.5	-	-	-	-
130.0	120.0	-	44.2	-	-	-	-	-	8.1	-	-	-	-
133.0	23.0	-	0.0	-	2.6	-	-	0.0	-	0.0	-	-	-
133.0	25.0	-	0.0	-	12.2	-	-	0.0	-	0.0	-	-	-
133.0	30.0	-	0.0	-	15.5	-	-	0.0	-	14.3	-	-	-
133.0	35.0	-	37.4	-	27.8	-	-	0.0	-	23.7	-	-	-
133.0	40.0	-	38.7	-	18.5	-	-	72.8	-	12.2	-	-	-
133.0	45.0	-	111.3	-	36.2	-	-	18.6	-	0.0	-	-	-
133.0	50.0	-	28.3	-	17.8	-	-	0.0	-	3.0	-	-	-
133.0	55.0	-	35.6	-	20.7	-	-	10.6	-	-	-	-	-
133.0	60.0	-	11.5	-	39.3	-	-	36.4	-	-	-	-	-
133.0	65.0	-	2.9	-	77.3	-	-	15.8	-	-	-	-	-
133.0	70.0	-	5.7	-	0.0	-	-	211.7	-	-	-	-	-
133.0	80.0	-	8.7	-	-	-	-	53.5	-	-	-	-	-
137.0	30.0	-	49.3	-	108.8	-	-	-	0.0	9.1	-	-	-
137.0	35.0	-	62.2	-	102.3	-	-	-	0.0	6.2	-	-	-
137.0	40.0	-	21.6	-	78.0	-	-	-	11.4	56.8	-	-	-
137.0	45.0	-	17.4	-	18.2	-	-	-	9.8	54.7	-	-	-
137.0	50.0	-	3.3	-	13.6	-	-	-	23.4	3.0	-	-	-
137.0	55.0	-	3.1	-	22.3	-	-	-	38.6	-	-	-	-
137.0	60.0	-	-	-	27.6	-	-	-	38.9	-	-	-	-
137.0	65.0	-	-	-	19.4	-	-	-	-	-	-	-	-
137.0	70.0	-	9.0	-	25.3	-	-	-	4.9	-	-	-	-
137.0	80.0	-	11.8	-	-	-	-	-	7.5	-	-	-	-
140.0	30.0	-	0.0	-	-	-	-	-	2.8	-	-	-	-
140.0	35.0	-	9.1	-	-	-	-	-	21.3	-	-	-	-
140.0	40.0	-	14.8	-	-	-	-	-	5.6	-	-	-	-
140.0	45.0	-	15.3	-	-	-	-	-	60.7	-	-	-	-
140.0	50.0	-	5.9	-	-	-	-	-	138.6	-	-	-	-

TABLE 4. (cont.)

Electrona rissoi

STATION	JAN.	FEB.	MAR.	APR.	MAY	JUNE	JULY	AUG.	SEP.	OCT.	NOV.	DEC.
70.0 120.0	3.0	-	-	-	-	-	0.0	-	-	-	-	-
90.0 100.0	0.0	-	-	3.1	-	-	0.0	-	-	-	-	-

Gonichthys tenuiculus

STATION	JAN.	FEB.	MAR.	APR.	MAY	JUNE	JULY	AUG.	SEP.	OCT.	NOV.	DEC.
107.0 32.0	-	0.0	-	0.0	-	3.4	-	-	0.0	-	-	-
107.0 90.0	-	0.0	-	0.0	-	3.3	-	-	-	-	-	-
113.0 45.0	-	0.0	-	6.2	-	0.0	-	-	2.5	-	-	-
113.0 50.0	-	0.0	-	9.2	-	0.0	-	-	3.0	-	-	-
113.0 55.0	-	0.0	-	3.6	-	0.0	-	-	0.0	-	-	-
113.0 65.0	-	0.0	-	3.3	-	0.0	-	-	-	-	-	-
113.0 70.0	-	0.0	-	12.3	-	0.0	-	-	-	-	-	-
113.0 75.0	-	-	-	3.3	-	-	-	-	-	-	-	-
113.0 80.0	-	0.0	-	18.5	-	0.0	-	-	-	-	-	-
113.0 85.0	-	-	-	12.0	-	-	-	-	-	-	-	-
117.0 60.0	-	0.0	-	2.9	-	0.0	-	-	0.0	-	-	-
117.0 65.0	-	0.0	-	2.8	-	0.0	-	-	-	-	-	-
117.0 70.0	-	0.0	-	2.8	-	0.0	-	-	-	-	-	-
117.0 75.0	-	-	-	3.0	-	-	-	-	-	-	-	-
117.0 80.0	-	0.0	-	12.2	-	0.0	-	-	-	-	-	-
117.0 85.0	-	-	-	11.6	-	-	-	-	-	-	-	-
117.0 90.0	-	0.0	-	2.8	-	3.3	-	-	-	-	-	-
120.0 60.0	-	2.9	-	0.0	-	-	-	0.0	0.0	-	-	-
120.0 65.0	-	2.8	-	0.0	-	-	-	0.0	-	-	-	-
120.0 70.0	-	0.0	-	6.6	-	-	-	0.0	-	-	-	-
120.0 80.0	-	0.0	-	3.4	-	-	-	0.0	-	-	-	-
120.0 120.0	-	2.9	-	-	-	-	-	0.0	-	-	-	-
123.0 42.0	-	3.1	-	0.0	-	-	0.0	0.0	0.0	-	-	-
123.0 55.0	-	0.0	-	3.3	-	-	0.0	-	0.0	-	-	-
123.0 65.0	-	0.0	-	3.1	-	-	0.0	-	-	-	-	-
123.0 70.0	-	0.0	-	9.2	-	-	5.5	-	-	-	-	-
123.0 75.0	-	-	-	3.1	-	-	-	-	-	-	-	-
123.0 80.0	-	0.0	-	0.0	-	-	5.6	-	-	-	-	-
127.0 40.0	-	4.3	-	3.0	-	-	2.8	0.0	0.0	-	-	-
127.0 45.0	-	0.0	-	6.2	-	-	0.0	-	0.0	-	-	-
127.0 50.0	-	2.9	-	24.2	-	-	0.0	-	0.0	-	-	-
127.0 55.0	-	0.0	-	8.9	-	-	0.0	-	0.0	-	-	-
127.0 60.0	-	5.5	-	0.0	-	-	0.0	-	0.0	-	-	-
127.0 65.0	-	2.9	-	0.0	-	-	0.0	-	-	-	-	-
127.0 80.0	-	0.0	-	-	-	-	5.5	-	-	-	-	-
130.0 26.0	-	1.0	-	0.0	-	-	-	0.0	0.0	-	-	-
130.0 35.0	-	0.0	-	9.4	-	-	-	0.0	0.0	-	-	-
130.0 40.0	-	6.1	-	44.1	-	-	-	0.0	0.0	-	-	-
130.0 45.0	-	0.0	-	0.0	-	-	-	0.0	3.0	-	-	-

TABLE 4. (cont.)

Gonichthys tenuiculus (cont.)

STATION	JAN.	FEB.	MAR.	APR.	MAY	JUNE	JULY	AUG.	SEP.	OCT.	NOV.	DEC.
130.0 55.0	–	5.7	–	0.0	–	–	–	5.5	0.0	–	–	–
130.0 60.0	–	5.6	–	0.0	–	–	–	2.8	3.1	–	–	–
130.0 70.0	–	0.0	–	0.0	–	–	–	2.5	–	–	–	–
130.0 80.0	–	8.3	–	–	–	–	–	0.0	–	–	–	–
130.0 120.0	–	8.3	–	–	–	–	–	0.0	–	–	–	–
133.0 35.0	–	5.8	–	3.1	–	–	0.0	–	0.0	–	–	–
133.0 45.0	–	0.0	–	6.0	–	–	0.0	–	0.0	–	–	–
133.0 50.0	–	5.7	–	0.0	–	–	0.0	–	0.0	–	–	–
133.0 55.0	–	5.5	–	0.0	–	–	0.0	–	–	–	–	–
133.0 60.0	–	2.9	–	0.0	–	–	0.0	–	–	–	–	–
133.0 65.0	–	0.0	–	6.2	–	–	0.0	–	–	–	–	–
133.0 70.0	–	0.0	–	3.0	–	–	2.7	–	–	–	–	–
137.0 35.0	–	9.3	–	0.0	–	–	–	0.0	0.0	–	–	–
137.0 40.0	–	12.3	–	0.0	–	–	–	0.0	0.0	–	–	–
137.0 45.0	–	14.5	–	0.0	–	–	–	0.0	9.1	–	–	–
137.0 50.0	–	0.0	–	0.0	–	–	–	2.6	0.0	–	–	–
137.0 55.0	–	0.0	–	6.4	–	–	–	0.0	–	–	–	–
137.0 65.0	–	–	–	12.9	–	–	–	–	–	–	–	–
137.0 80.0	–	8.9	–	–	–	–	–	2.5	–	–	–	–
140.0 35.0	–	3.0	–	–	–	–	–	0.0	–	–	–	–
140.0 40.0	–	3.0	–	–	–	–	–	0.0	–	–	–	–
140.0 45.0	–	3.1	–	–	–	–	–	2.8	–	–	–	–
140.0 50.0	–	3.0	–	–	–	–	–	13.9	–	–	–	–

Hygophum spp.

STATION	JAN.	FEB.	MAR.	APR.	MAY	JUNE	JULY	AUG.	SEP.	OCT.	NOV.	DEC.
60.0 200.0	12.4	–	–	–	–	–	0.0	–	–	–	–	–
90.0 80.0	0.0	–	–	0.0	–	–	2.6	–	0.0	–	–	–
107.0 70.0	–	0.0	–	0.0	–	0.0	–	–	3.0	–	–	–
117.0 70.0	–	0.0	–	2.8	–	0.0	–	–	–	–	–	–
123.0 80.0	–	0.0	–	3.1	–	–	0.0	–	–	–	–	–
127.0 40.0	–	0.0	–	3.0	–	–	0.0	0.0	0.0	–	–	–
127.0 45.0	–	0.0	–	12.4	–	–	0.0	–	0.0	–	–	–
127.0 55.0	–	0.0	–	11.9	–	–	0.0	–	3.2	–	–	–
127.0 60.0	–	0.0	–	0.0	–	–	0.0	–	6.7	–	–	–
130.0 55.0	–	0.0	–	2.9	–	–	–	0.0	0.0	–	–	–

Hygophum atratum

STATION	JAN.	FEB.	MAR.	APR.	MAY	JUNE	JULY	AUG.	SEP.	OCT.	NOV.	DEC.
103.0 65.0	0.0	–	–	0.0	–	0.0	–	–	16.0	–	–	–
103.0 70.0	0.0	–	–	0.0	–	3.4	–	–	2.9	–	–	–
107.0 65.0	–	0.0	–	0.0	–	0.0	–	–	3.3	–	–	–

TABLE 4. (cont.)

Hygophum atratum (cont.)

STATION		JAN.	FEB.	MAR.	APR.	MAY	JUNE	JULY	AUG.	SEP.	OCT.	NOV.	DEC.
110.0	65.0	-	5.3	-	2.9	-	-	-	0.0	0.0	-	-	-
113.0	35.0	-	0.0	-	7.0	-	0.0	-	-	0.0	-	-	-
113.0	40.0	-	0.0	-	0.0	-	0.0	-	-	3.1	-	-	-
113.0	45.0	-	0.0	-	3.1	-	0.0	-	-	2.5	-	-	-
113.0	50.0	-	0.0	-	9.2	-	0.0	-	-	6.0	-	-	-
113.0	55.0	-	0.0	-	3.6	-	0.0	-	-	3.0	-	-	-
113.0	75.0	-	-	-	3.3	-	-	-	-	-	-	-	-
113.0	80.0	-	0.0	-	9.3	-	0.0	-	-	-	-	-	-
117.0	80.0	-	0.0	-	12.2	-	0.0	-	-	-	-	-	-
117.0	85.0	-	-	-	2.9	-	-	-	-	-	-	-	-
120.0	40.0	-	0.0	-	1.9	-	-	0.0	-	0.0	-	-	-
120.0	50.0	-	0.0	-	0.0	-	-	-	3.0	0.0	-	-	-
120.0	60.0	-	0.0	-	0.0	-	-	-	0.0	6.3	-	-	-
120.0	65.0	-	0.0	-	0.0	-	-	-	2.7	-	-	-	-
120.0	70.0	-	2.9	-	9.9	-	-	-	0.0	-	-	-	-
123.0	45.0	-	0.0	-	0.0	-	-	3.3	-	0.0	-	-	-
123.0	50.0	-	5.9	-	0.0	-	-	2.8	-	0.0	-	-	-
123.0	60.0	-	0.0	-	-	-	-	2.7	-	12.4	-	-	-
123.0	65.0	-	0.0	-	6.2	-	-	5.6	-	-	-	-	-
123.0	70.0	-	2.8	-	9.2	-	-	2.8	-	-	-	-	-
127.0	33.0	-	2.8	-	0.0	-	-	0.0	-	0.0	-	-	-
127.0	40.0	-	2.8	-	0.0	-	-	0.0	0.0	0.0	-	-	-
127.0	45.0	-	3.0	-	0.0	-	-	0.0	-	0.0	-	-	-
127.0	50.0	-	0.0	-	18.2	-	-	0.0	-	3.0	-	-	-
127.0	55.0	-	0.0	-	3.0	-	-	5.5	-	0.0	-	-	-
127.0	60.0	-	2.7	-	3.1	-	-	0.0	-	0.0	-	-	-
127.0	65.0	-	2.9	-	2.9	-	-	0.0	-	-	-	-	-
127.0	70.0	-	5.9	-	0.0	-	-	2.8	-	-	-	-	-
127.0	80.0	-	0.0	-	-	-	-	10.9	-	-	-	-	-
130.0	35.0	-	0.0	-	3.1	-	-	-	0.0	0.0	-	-	-
130.0	40.0	-	3.1	-	12.6	-	-	-	2.6	6.0	-	-	-
130.0	45.0	-	0.0	-	0.0	-	-	-	5.7	3.0	-	-	-
130.0	50.0	-	2.9	-	3.0	-	-	-	0.0	10.0	-	-	-
130.0	55.0	-	2.9	-	0.0	-	-	-	10.9	40.3	-	-	-
130.0	60.0	-	5.6	-	3.1	-	-	-	5.6	3.1	-	-	-
130.0	65.0	-	-	-	3.1	-	-	-	-	-	-	-	-
130.0	70.0	-	0.0	-	6.2	-	-	-	0.0	-	-	-	-
133.0	25.0	-	0.0	-	0.0	-	-	0.0	-	2.9	-	-	-
133.0	30.0	-	0.0	-	0.0	-	-	0.0	-	2.9	-	-	-
133.0	35.0	-	8.6	-	3.1	-	-	0.0	-	0.0	-	-	-
133.0	40.0	-	3.0	-	0.0	-	-	11.6	-	3.0	-	-	-
133.0	45.0	-	8.8	-	0.0	-	-	2.7	-	0.0	-	-	-
133.0	50.0	-	2.8	-	0.0	-	-	0.0	-	0.0	-	-	-
133.0	60.0	-	2.9	-	0.0	-	-	2.8	-	-	-	-	-
133.0	65.0	-	0.0	-	3.1	-	-	2.6	-	-	-	-	-
133.0	70.0	-	0.0	-	17.8	-	-	50.9	-	-	-	-	-

TABLE 4. (cont.)

Hygophum atratum (cont.)

STATION	JAN.	FEB.	MAR.	APR.	MAY	JUNE	JULY	AUG.	SEP.	OCT.	NOV.	DEC.
133.0 80.0	–	2.9	–	–	–	–	10.2	–	–	–	–	–
137.0 35.0	–	15.5	–	0.0	–	–	–	0.0	6.2	–	–	–
137.0 45.0	–	8.7	–	6.1	–	–	–	6.5	18.2	–	–	–
137.0 50.0	–	6.6	–	0.0	–	–	–	13.0	0.0	–	–	–
137.0 60.0	–	–	–	0.0	–	–	–	2.2	–	–	–	–
137.0 65.0	–	–	–	3.2	–	–	–	–	–	–	–	–
137.0 70.0	–	0.0	–	3.2	–	–	–	2.4	–	–	–	–
137.0 80.0	–	8.9	–	–	–	–	–	0.0	–	–	–	–
140.0 40.0	–	8.9	–	–	–	–	–	0.0	–	–	–	–
140.0 45.0	–	6.1	–	–	–	–	–	33.1	–	–	–	–
140.0 50.0	–	3.0	–	–	–	–	–	30.0	–	–	–	–

Hygophum reinhardtii

STATION	JAN.	FEB.	MAR.	APR.	MAY	JUNE	JULY	AUG.	SEP.	OCT.	NOV.	DEC.
60.0 160.0	6.5	–	–	–	–	–	0.0	–	–	–	–	–
60.0 200.0	0.0	–	–	–	–	–	19.2	–	–	–	–	–
70.0 200.0	6.1	–	–	–	–	–	2.7	–	–	–	–	–
80.0 160.0	11.7	–	–	–	–	–	–	–	–	–	–	–
80.0 200.0	0.0	–	–	–	–	–	33.7	–	–	–	–	–
90.0 120.0	2.7	–	–	–	–	–	5.4	–	–	–	–	–
90.0 140.0	0.0	–	–	–	–	–	8.0	–	–	–	–	–
90.0 180.0	5.5	–	–	–	–	–	27.9	–	–	–	–	–
90.0 200.0	8.4	–	–	–	–	–	2.8	–	–	–	–	–
97.0 60.0	0.0	–	–	–	–	0.0	–	–	2.8	–	–	–
97.0 80.0	0.0	–	–	–	–	0.0	–	–	5.8	–	–	–
100.0 90.0	3.0	–	–	0.0	–	–	0.0	–	–	–	–	–
100.0 120.0	–	0.0	–	–	–	–	3.0	–	–	–	–	–
105.0 140.0	–	2.8	–	–	–	–	0.0	–	–	–	–	–
110.0 120.0	–	0.0	–	–	–	–	2.7	–	–	–	–	–
110.0 160.0	–	0.0	–	–	–	–	29.2	–	–	–	–	–
113.0 75.0	–	–	–	3.3	–	–	–	–	–	–	–	–
113.0 90.0	–	0.0	–	0.0	–	3.3	–	–	–	–	–	–
127.0 80.0	–	2.9	–	–	–	–	0.0	–	–	–	–	–
130.0 80.0	–	2.8	–	–	–	–	–	0.0	–	–	–	–
130.0 90.0	–	0.0	–	–	–	–	–	19.0	–	–	–	–
130.0 120.0	–	35.9	–	–	–	–	–	0.0	–	–	–	–
137.0 80.0	–	0.0	–	–	–	–	–	2.5	–	–	–	–

Loweina rara

STATION	JAN.	FEB.	MAR.	APR.	MAY	JUNE	JULY	AUG.	SEP.	OCT.	NOV.	DEC.
100.0 90.0	0.0	–	–	0.0	–	–	2.9	–	–	–	–	–
105.0 140.0	–	2.8	–	–	–	–	0.0	–	–	–	–	–

TABLE 4. (cont.)

Loweina rara (cont.)

STATION	JAN.	FEB.	MAR.	APR.	MAY	JUNE	JULY	AUG.	SEP.	OCT.	NOV.	DEC.
110.0 100.0	-	2.6	-	-	-	-	0.0	-	-	-	-	-
110.0 140.0	-	2.7	-	-	-	-	0.0	-	-	-	-	-
110.0 160.0	-	0.0	-	-	-	-	2.9	-	-	-	-	-
117.0 90.0	-	2.9	-	0.0	-	0.0	-	-	-	-	-	-
130.0 80.0	-	2.8	-	-	-	-	-	0.0	-	-	-	-
130.0 90.0	-	0.0	-	-	-	-	-	2.7	-	-	-	-

Myctophum nitidulum

STATION	JAN.	FEB.	MAR.	APR.	MAY	JUNE	JULY	AUG.	SEP.	OCT.	NOV.	DEC.
60.0 200.0	3.1	-	-	-	-	-	0.0	-	-	-	-	-
80.0 140.0	2.7	-	-	-	-	-	-	-	-	-	-	-
80.0 160.0	2.9	-	-	-	-	-	-	-	-	-	-	-
90.0 160.0	7.8	-	-	-	-	-	0.0	-	-	-	-	-
90.0 180.0	2.7	-	-	-	-	-	2.8	-	-	-	-	-
105.0 140.0	-	8.3	-	-	-	-	0.0	-	-	-	-	-
107.0 80.0	-	5.8	-	0.0	-	0.0	-	-	-	-	-	-
110.0 60.0	-	0.0	-	3.0	-	-	-	0.0	0.0	-	-	-
110.0 120.0	-	5.2	-	-	-	-	2.7	-	-	-	-	-
110.0 140.0	-	2.7	-	-	-	-	5.5	-	-	-	-	-
113.0 30.0	-	1.1	-	0.0	-	0.0	-	0.0	0.0	-	-	-
117.0 65.0	-	0.0	-	2.8	-	0.0	-	-	-	-	-	-
117.0 80.0	-	0.0	-	3.1	-	0.0	-	-	-	-	-	-
123.0 50.0	-	0.0	-	0.0	-	-	2.8	-	0.0	-	-	-
130.0 100.0	-	2.8	-	-	-	-	-	0.0	-	-	-	-
130.0 120.0	-	5.5	-	-	-	-	-	0.0	-	-	-	-

Protomyctophum crockeri

STATION	JAN.	FEB.	MAR.	APR.	MAY	JUNE	JULY	AUG.	SEP.	OCT.	NOV.	DEC.
60.0 60.0	2.7	-	-	-	-	-	0.0	-	-	-	-	-
60.0 70.0	13.0	-	-	-	-	-	0.0	-	-	-	-	-
60.0 100.0	3.1	-	-	-	-	-	0.0	-	-	-	-	-
60.0 120.0	7.4	-	-	-	-	-	0.0	-	-	-	-	-
60.0 140.0	0.0	-	-	-	-	-	2.6	-	-	-	-	-
60.0 160.0	16.1	-	-	-	-	-	0.0	-	-	-	-	-
60.0 200.0	12.4	-	-	-	-	-	0.0	-	-	-	-	-
63.0 60.0	0.0	-	-	2.5	-	-	0.0	-	-	-	-	-
63.0 70.0	-	-	-	2.3	-	-	-	-	-	-	-	-
67.0 55.0	0.0	-	-	0.0	-	-	5.8	-	-	-	-	-
67.0 60.0	3.0	-	-	5.5	-	-	3.0	-	-	-	-	-
67.0 65.0	-	-	-	5.8	-	-	-	-	-	-	-	-
67.0 70.0	-	-	-	2.8	-	-	-	-	-	-	-	-
67.0 80.0	-	-	-	2.7	-	-	-	-	-	-	-	-

TABLE 4. (cont.)

Protomyctophum crockeri (cont.)

STATION		JAN.	FEB.	MAR.	APR.	MAY	JUNE	JULY	AUG.	SEP.	OCT.	NOV.	DEC.
70.0	52.0	0.0	–	–	5.2	–	–	–	–	–	–	–	–
70.0	53.0	0.0	–	–	5.4	–	–	2.9	–	–	–	–	–
70.0	55.0	2.9	–	–	–	–	–	–	–	–	–	–	–
70.0	70.0	5.4	–	–	0.0	–	–	3.1	–	–	–	–	–
70.0	80.0	0.0	–	–	0.0	–	–	3.2	–	–	–	–	–
70.0	90.0	0.0	–	–	–	–	–	2.8	–	–	–	–	–
70.0	100.0	0.0	–	–	–	–	–	2.8	–	–	–	–	–
70.0	120.0	8.9	–	–	–	–	–	0.0	–	–	–	–	–
70.0	160.0	5.9	–	–	–	–	–	–	–	–	–	–	–
73.0	53.0	2.7	–	–	3.0	–	–	8.3	–	–	–	–	–
73.0	60.0	5.6	–	–	0.0	–	–	5.6	–	–	–	–	–
73.0	70.0	–	–	–	2.8	–	–	–	–	–	–	–	–
73.0	80.0	–	–	–	2.6	–	–	–	–	–	–	–	–
77.0	51.0	0.0	–	–	0.0	–	–	2.9	–	–	–	–	–
77.0	55.0	2.9	–	–	0.0	–	–	0.0	–	–	–	–	–
77.0	57.0	3.0	–	–	2.5	–	–	0.0	–	–	–	–	–
77.0	65.0	–	–	–	5.1	–	–	–	–	–	–	–	–
80.0	52.0	0.0	–	–	0.0	–	–	2.2	0.0	–	–	–	–
80.0	55.0	0.0	–	–	3.2	–	–	2.4	0.0	–	–	–	–
80.0	60.0	0.0	–	–	6.8	–	–	0.0	5.4	–	–	–	–
80.0	65.0	6.2	–	–	13.5	–	–	0.0	3.0	–	–	–	–
80.0	70.0	2.8	–	–	0.0	–	–	0.0	5.4	–	–	–	–
80.0	80.0	9.0	–	–	0.0	–	–	0.0	–	6.0	–	–	–
80.0	90.0	2.9	–	–	–	–	–	8.4	–	–	–	–	–
80.0	100.0	0.0	–	–	–	–	–	3.0	–	–	–	–	–
80.0	120.0	5.9	–	–	–	–	–	3.0	–	–	–	–	–
83.0	60.0	0.0	–	–	0.0	–	0.0	–	–	2.7	–	–	–
83.0	65.0	0.0	–	–	2.9	–	3.3	–	–	0.0	–	–	–
83.0	70.0	3.2	–	–	6.3	–	0.0	–	–	0.0	–	–	–
83.0	80.0	3.5	–	–	0.0	–	0.0	–	–	0.0	–	–	–
87.0	45.0	0.0	–	–	0.0	–	0.0	–	–	3.2	–	–	–
87.0	55.0	0.0	–	–	0.0	–	6.5	–	–	2.8	–	–	–
87.0	60.0	6.0	–	–	4.8	–	0.0	–	–	0.0	–	–	–
87.0	65.0	0.0	–	–	0.0	–	6.4	–	–	5.8	–	–	–
87.0	70.0	3.1	–	–	6.4	–	3.0	–	–	6.1	–	–	–
87.0	80.0	6.1	–	–	3.0	–	0.0	–	–	0.0	–	–	–
87.0	90.0	6.0	–	–	5.6	–	3.1	–	–	–	–	–	–
87.0	100.0	–	–	–	6.2	–	–	–	–	–	–	–	–
90.0	32.0	2.7	–	–	0.0	–	–	0.0	–	0.0	–	–	–
90.0	45.0	0.0	–	–	0.0	–	–	2.6	–	3.0	–	–	–
90.0	60.0	3.0	–	–	3.3	–	–	0.0	–	0.0	–	–	–
90.0	65.0	3.2	–	–	8.8	–	–	0.0	–	0.0	–	–	–
90.0	70.0	6.2	–	–	0.0	–	–	0.0	–	0.0	–	–	–
90.0	80.0	0.0	–	–	0.0	–	–	2.6	–	3.1	–	–	–
90.0	85.0	–	–	–	–	–	–	–	–	3.2	–	–	–
90.0	90.0	0.0	–	–	0.0	–	–	0.0	–	9.2	–	–	–

TABLE 4. (cont.)

Protomyctophum crockeri (cont.)

STATION		JAN.	FEB.	MAR.	APR.	MAY	JUNE	JULY	AUG.	SEP.	OCT.	NOV.	DEC.
90.0	100.0	5.5	-	-	0.0	-	-	0.0	-	-	-	-	-
90.0	160.0	2.6	-	-	-	-	-	0.0	-	-	-	-	-
93.0	28.0	0.0	-	0.0	-	-	0.0	-	-	2.7	-	-	-
93.0	30.0	6.1	-	0.0	-	-	0.0	-	-	0.0	-	-	-
93.0	35.0	0.0	-	2.9	-	-	0.0	-	-	3.7	-	-	-
93.0	40.0	3.0	-	-	3.3	-	3.2	-	-	3.2	-	-	-
93.0	50.0	0.0	-	-	0.0	-	0.0	-	-	8.7	-	-	-
93.0	55.0	3.1	-	-	0.0	-	0.0	-	-	2.9	-	-	-
93.0	60.0	6.1	-	-	0.0	-	3.3	-	-	5.6	-	-	-
93.0	65.0	0.0	-	-	6.0	-	6.5	-	-	0.0	-	-	-
93.0	70.0	2.9	-	-	0.0	-	0.0	-	-	0.0	-	-	-
93.0	75.0	-	-	-	-	-	-	-	-	2.9	-	-	-
93.0	80.0	3.0	-	-	6.3	-	3.2	-	-	0.0	-	-	-
93.0	85.0	-	-	-	-	-	-	-	-	3.0	-	-	-
93.0	90.0	3.2	-	-	0.0	-	6.3	-	-	0.0	-	-	-
93.0	100.0	-	-	-	2.8	-	-	-	-	-	-	-	-
97.0	32.0	3.1	-	0.0	-	-	0.0	-	-	6.2	-	-	-
97.0	35.0	3.1	-	3.2	-	-	3.3	-	-	0.0	-	-	-
97.0	40.0	0.0	-	3.2	-	-	0.0	-	-	3.0	-	-	-
97.0	45.0	0.0	-	13.8	-	-	0.0	-	-	3.0	-	-	-
97.0	50.0	0.0	-	0.0	-	-	3.3	-	-	3.0	-	-	-
97.0	55.0	3.0	-	-	-	-	0.0	-	-	0.0	-	-	-
97.0	65.0	0.0	-	0.0	-	-	3.0	-	-	0.0	-	-	-
97.0	70.0	5.9	-	-	-	-	6.2	-	-	0.0	-	-	-
97.0	80.0	3.3	-	-	-	-	9.7	-	-	0.0	-	-	-
97.0	90.0	6.1	-	-	-	-	0.0	-	-	-	-	-	-
100.0	30.0	2.8	-	-	0.0	-	-	0.0	-	0.0	-	-	-
100.0	35.0	0.0	-	-	0.0	-	-	0.0	-	3.0	-	-	-
100.0	40.0	0.0	-	-	3.2	-	-	0.0	-	0.0	-	-	-
100.0	45.0	0.0	-	-	2.3	-	-	0.0	-	0.0	-	-	-
100.0	50.0	0.0	-	-	12.0	-	-	0.0	-	0.0	-	-	-
100.0	55.0	0.0	-	-	9.1	-	-	0.0	-	0.0	-	-	-
100.0	60.0	8.9	-	-	10.1	-	-	0.0	-	0.0	-	-	-
100.0	70.0	15.4	-	-	0.0	-	-	0.0	-	0.0	-	-	-
100.0	75.0	-	-	-	6.7	-	-	-	-	-	-	-	-
100.0	80.0	0.0	-	-	3.3	-	-	0.0	-	-	-	-	-
100.0	85.0	-	-	-	10.4	-	-	-	-	-	-	-	-
100.0	90.0	3.0	-	-	6.6	-	-	0.0	-	-	-	-	-
103.0	35.0	2.9	-	-	0.0	-	0.0	-	-	0.0	-	-	-
103.0	40.0	5.8	-	-	0.0	-	0.0	-	-	0.0	-	-	-
103.0	45.0	0.0	-	-	6.1	-	0.0	-	-	0.0	-	-	-
103.0	50.0	0.0	-	-	6.6	-	0.0	-	-	0.0	-	-	-
103.0	55.0	2.9	-	-	0.0	-	3.4	-	-	0.0	-	-	-
103.0	60.0	6.1	-	-	0.0	-	6.6	-	-	3.1	-	-	-
103.0	65.0	2.8	-	-	0.0	-	3.3	-	-	0.0	-	-	-
103.0	70.0	0.0	-	-	6.2	-	6.7	-	-	0.0	-	-	-

TABLE 4. (cont.)

Protomyctophum crockeri (cont.)

STATION		JAN.	FEB.	MAR.	APR.	MAY	JUNE	JULY	AUG.	SEP.	OCT.	NOV.	DEC.
103.0	75.0	-	-	-	9.6	-	-	-	-	-	-	-	-
103.0	80.0	-	3.0	-	8.9	-	0.0	-	-	-	-	-	-
103.0	90.0	-	3.0	-	0.0	-	0.0	-	-	-	-	-	-
107.0	32.0	-	3.1	-	6.1	-	0.0	-	-	0.0	-	-	-
107.0	35.0	-	6.4	-	0.0	-	6.9	-	-	0.0	-	-	-
107.0	40.0	-	0.0	-	0.0	-	3.3	-	-	0.0	-	-	-
107.0	45.0	-	0.0	-	8.9	-	6.9	-	-	0.0	-	-	-
107.0	60.0	-	12.1	-	0.0	-	0.0	-	-	0.0	-	-	-
107.0	65.0	-	11.8	-	3.1	-	0.0	-	-	3.3	-	-	-
107.0	70.0	-	15.9	-	0.0	-	0.0	-	-	3.0	-	-	-
107.0	75.0	-	-	-	3.1	-	-	-	-	-	-	-	-
107.0	80.0	-	0.0	-	3.0	-	6.4	-	-	-	-	-	-
107.0	90.0	-	0.0	-	0.0	-	3.3	-	-	-	-	-	-
110.0	35.0	-	0.0	-	0.0	-	-	-	2.8	3.0	-	-	-
110.0	40.0	-	2.8	-	2.8	-	-	-	0.0	0.0	-	-	-
110.0	45.0	-	5.6	-	0.0	-	-	-	0.0	3.3	-	-	-
110.0	55.0	-	2.7	-	0.0	-	-	-	0.0	0.0	-	-	-
110.0	60.0	-	5.4	-	3.0	-	-	-	0.0	0.0	-	-	-
110.0	65.0	-	2.7	-	11.7	-	-	-	0.0	0.0	-	-	-
110.0	70.0	-	0.0	-	6.5	-	-	-	0.0	-	-	-	-
110.0	75.0	-	-	-	6.4	-	-	-	-	-	-	-	-
110.0	80.0	-	10.3	-	0.0	-	-	2.7	-	-	-	-	-
110.0	85.0	-	-	-	3.1	-	-	-	-	-	-	-	-
110.0	90.0	-	0.0	-	3.1	-	-	0.0	-	-	-	-	-
110.0	100.0	-	5.2	-	-	-	-	0.0	-	-	-	-	-
110.0	120.0	-	5.2	-	-	-	-	0.0	-	-	-	-	-
113.0	40.0	-	0.0	-	9.7	-	0.0	-	-	0.0	-	-	-
113.0	45.0	-	0.0	-	6.2	-	0.0	-	-	4.9	-	-	-
113.0	50.0	-	0.0	-	0.0	-	0.0	-	-	3.0	-	-	-
113.0	65.0	-	0.0	-	6.6	-	3.0	-	-	-	-	-	-
113.0	70.0	-	0.0	-	3.1	-	0.0	-	-	-	-	-	-
113.0	75.0	-	-	-	6.6	-	-	-	-	-	-	-	-
113.0	80.0	-	0.0	-	3.1	-	3.4	-	-	-	-	-	-
113.0	85.0	-	-	-	3.0	-	-	-	-	-	-	-	-
113.0	90.0	-	0.0	-	3.4	-	0.0	-	-	-	-	-	-
117.0	40.0	-	0.0	-	0.0	-	-	7.8	-	0.0	-	-	-
117.0	45.0	-	3.0	-	2.9	-	-	0.0	-	0.0	-	-	-
117.0	50.0	-	3.2	-	0.0	-	-	3.3	-	0.0	-	-	-
117.0	55.0	-	3.1	-	0.0	-	-	3.3	-	5.8	-	-	-
117.0	65.0	-	3.1	-	0.0	-	6.7	-	-	-	-	-	-
117.0	70.0	-	9.2	-	0.0	-	0.0	-	-	-	-	-	-
117.0	80.0	-	3.0	-	6.1	-	0.0	-	-	-	-	-	-
117.0	90.0	-	2.9	-	2.8	-	0.0	-	-	-	-	-	-
120.0	50.0	-	0.0	-	0.0	-	-	-	3.0	0.0	-	-	-
120.0	55.0	-	2.8	-	0.0	-	-	-	0.0	0.0	-	-	-
120.0	60.0	-	2.9	-	5.8	-	-	-	2.8	0.0	-	-	-

TABLE 4. (cont.)

Protomyctophum crockeri (cont.)

STATION	JAN.	FEB.	MAR.	APR.	MAY	JUNE	JULY	AUG.	SEP.	OCT.	NOV.	DEC.
120.0 80.0	–	2.8	–	0.0	–	–	–	0.0	–	–	–	–
120.0 90.0	–	5.8	–	–	–	–	–	–	–	–	–	–
120.0 100.0	–	6.0	–	–	–	–	–	0.0	–	–	–	–
123.0 50.0	–	0.0	–	0.0	–	–	2.8	–	0.0	–	–	–
123.0 55.0	–	6.0	–	0.0	–	–	0.0	–	0.0	–	–	–
123.0 60.0	–	2.9	–	–	–	–	2.7	–	3.1	–	–	–
123.0 65.0	–	2.9	–	0.0	–	–	0.0	–	–	–	–	–
123.0 70.0	–	0.0	–	9.2	–	–	0.0	–	–	–	–	–
123.0 80.0	–	0.0	–	0.0	–	–	5.6	–	–	–	–	–
127.0 40.0	–	0.0	–	3.0	–	–	0.0	0.0	0.0	–	–	–
127.0 45.0	–	0.0	–	0.0	–	–	0.0	–	3.1	–	–	–
127.0 50.0	–	2.9	–	0.0	–	–	0.0	–	0.0	–	–	–
127.0 60.0	–	2.7	–	0.0	–	–	0.0	–	0.0	–	–	–
127.0 80.0	–	2.9	–	–	–	–	0.0	–	–	–	–	–
130.0 40.0	–	0.0	–	3.2	–	–	–	0.0	0.0	–	–	–
130.0 50.0	–	0.0	–	0.0	–	–	–	2.7	0.0	–	–	–
130.0 60.0	–	0.0	–	0.0	–	–	–	2.8	0.0	–	–	–
130.0 70.0	–	8.6	–	0.0	–	–	–	0.0	–	–	–	–
130.0 100.0	–	2.8	–	–	–	–	–	0.0	–	–	–	–
130.0 120.0	–	2.8	–	–	–	–	–	0.0	–	–	–	–
133.0 30.0	–	0.0	–	3.1	–	–	0.0	–	0.0	–	–	–
133.0 45.0	–	0.0	–	3.0	–	–	0.0	–	0.0	–	–	–
133.0 70.0	–	0.0	–	3.0	–	–	0.0	–	–	–	–	–
137.0 50.0	–	0.0	–	0.0	–	–	–	2.6	0.0	–	–	–

Symbolophorus californiensis

STATION	JAN.	FEB.	MAR.	APR.	MAY	JUNE	JULY	AUG.	SEP.	OCT.	NOV.	DEC.
60.0 100.0	3.1	–	–	–	–	–	0.0	–	–	–	–	–
60.0 140.0	3.5	–	–	–	–	–	18.3	–	–	–	–	–
60.0 160.0	0.0	–	–	–	–	–	2.9	–	–	–	–	–
60.0 180.0	3.0	–	–	–	–	–	2.7	–	–	–	–	–
70.0 50.0	0.0	–	–	2.2	–	–	0.0	–	–	–	–	–
70.0 60.0	0.0	–	–	0.0	–	–	2.7	–	–	–	–	–
70.0 90.0	2.9	–	–	–	–	–	5.5	–	–	–	–	–
70.0 100.0	0.0	–	–	–	–	–	2.8	–	–	–	–	–
70.0 120.0	20.9	–	–	–	–	–	16.4	–	–	–	–	–
70.0 160.0	11.9	–	–	–	–	–	–	–	–	–	–	–
73.0 65.0	–	–	–	2.9	–	–	–	–	–	–	–	–
77.0 70.0	–	–	–	2.3	–	–	–	–	–	–	–	–
77.0 80.0	–	–	–	2.8	–	–	–	–	–	–	–	–
80.0 60.0	0.0	–	–	0.0	–	–	5.6	0.0	–	–	–	–
80.0 80.0	3.0	–	–	0.0	–	–	3.0	–	0.0	–	–	–
80.0 100.0	3.0	–	–	–	–	–	6.0	–	–	–	–	–
80.0 120.0	0.0	–	–	–	–	–	5.9	–	–	–	–	–

TABLE 4. (cont.)

Symbolophorus californiensis (cont.)

STATION	JAN.	FEB.	MAR.	APR.	MAY	JUNE	JULY	AUG.	SEP.	OCT.	NOV.	DEC.
80.0 160.0	5.8	–	–	–	–	–	–	–	–	–	–	–
80.0 180.0	2.7	–	–	–	–	–	–	–	–	–	–	–
83.0 70.0	0.0	–	–	0.0	–	3.4	–	–	0.0	–	–	–
87.0 60.0	3.0	–	–	7.2	–	0.0	–	–	0.0	–	–	–
87.0 70.0	3.1	–	–	0.0	–	0.0	–	–	0.0	–	–	–
87.0 80.0	3.0	–	–	0.0	–	3.3	–	–	0.0	–	–	–
87.0 90.0	0.0	–	–	0.0	–	12.5	–	–	–	–	–	–
87.0 100.0	–	–	–	3.1	–	–	–	–	–	–	–	–
90.0 45.0	0.0	–	–	3.1	–	–	0.0	–	0.0	–	–	–
90.0 60.0	3.0	–	–	13.4	–	–	0.0	–	0.0	–	–	–
90.0 65.0	0.0	–	–	2.9	–	–	0.0	–	0.0	–	–	–
90.0 70.0	3.1	–	–	6.2	–	–	0.0	–	0.0	–	–	–
90.0 80.0	0.0	–	–	22.5	–	–	15.7	–	3.1	–	–	–
90.0 90.0	0.0	–	–	3.2	–	–	2.3	–	9.2	–	–	–
90.0 100.0	11.0	–	–	0.0	–	–	2.7	–	–	–	–	–
90.0 120.0	2.7	–	–	–	–	–	0.0	–	–	–	–	–
93.0 35.0	0.0	–	0.0	–	–	0.0	–	–	3.7	–	–	–
93.0 65.0	0.0	–	–	0.0	–	6.5	–	–	0.0	–	–	–
93.0 70.0	14.7	–	–	0.0	–	0.0	–	–	0.0	–	–	–
93.0 80.0	0.0	–	–	3.2	–	3.2	–	–	0.0	–	–	–
93.0 85.0	–	–	–	–	–	–	–	–	3.0	–	–	–
93.0 90.0	0.0	–	–	10.1	–	0.0	–	–	0.0	–	–	–
93.0 100.0	–	–	–	11.3	–	–	–	–	–	–	–	–
97.0 35.0	0.0	–	0.0	–	–	6.5	–	–	0.0	–	–	–
97.0 45.0	0.0	–	3.5	–	–	3.2	–	–	0.0	–	–	–
97.0 50.0	0.0	–	0.0	–	–	0.0	–	–	3.0	–	–	–
97.0 60.0	0.0	–	–	–	–	0.0	–	–	2.8	–	–	–
97.0 65.0	0.0	–	0.0	–	–	5.9	–	–	0.0	–	–	–
97.0 70.0	3.0	–	–	–	–	12.3	–	–	0.0	–	–	–
97.0 80.0	10.1	–	–	–	–	3.2	–	–	0.0	–	–	–
97.0 85.0	–	–	–	3.6	–	–	–	–	–	–	–	–
97.0 90.0	15.3	–	–	–	–	0.0	–	–	–	–	–	–
100.0 35.0	0.0	–	–	3.2	–	–	0.0	–	0.0	–	–	–
100.0 40.0	0.0	–	–	3.2	–	–	5.5	–	0.0	–	–	–
100.0 45.0	0.0	–	–	4.5	–	–	0.0	–	3.1	–	–	–
100.0 50.0	0.0	–	–	15.1	–	–	0.0	–	0.0	–	–	–
100.0 55.0	6.1	–	–	0.0	–	–	0.0	–	0.0	–	–	–
100.0 65.0	0.0	–	–	0.0	–	–	3.1	–	0.0	–	–	–
100.0 70.0	0.0	–	–	0.0	–	–	4.7	–	0.0	–	–	–
100.0 80.0	2.9	–	–	16.7	–	–	0.0	–	–	–	–	–
100.0 85.0	–	–	–	10.4	–	–	–	–	–	–	–	–
100.0 90.0	9.1	–	–	59.6	–	–	0.0	–	–	–	–	–
100.0 100.0	–	17.7	–	–	–	–	0.0	–	–	–	–	–
100.0 120.0	–	3.0	–	–	–	–	0.0	–	–	–	–	–
103.0 29.0	0.0	–	–	0.0	–	0.0	–	–	1.7	–	–	–
103.0 45.0	0.0	–	–	3.0	–	0.0	–	–	0.0	–	–	–

TABLE 4. (cont.)

Symbolophorus californiensis (cont.)

STATION		JAN.	FEB.	MAR.	APR.	MAY	JUNE	JULY	AUG.	SEP.	OCT.	NOV.	DEC.
103.0	50.0	0.0	–	–	9.9	–	0.0	–	–	0.0	–	–	–
103.0	55.0	0.0	–	–	3.3	–	0.0	–	–	0.0	–	–	–
103.0	65.0	2.8	–	–	0.0	–	0.0	–	–	0.0	–	–	–
103.0	70.0	3.0	–	–	0.0	–	3.4	–	–	0.0	–	–	–
103.0	75.0	–	–	–	9.6	–	–	–	–	–	–	–	–
103.0	80.0	–	0.0	–	8.9	–	0.0	–	–	–	–	–	–
103.0	90.0	–	6.1	–	6.3	–	0.0	–	–	–	–	–	–
107.0	45.0	–	3.0	–	0.0	–	13.8	–	–	0.0	–	–	–
107.0	60.0	–	3.0	–	3.2	–	0.0	–	–	0.0	–	–	–
107.0	65.0	–	0.0	–	3.1	–	0.0	–	–	0.0	–	–	–
107.0	70.0	–	3.2	–	0.0	–	3.1	–	–	0.0	–	–	–
107.0	75.0	–	–	–	3.1	–	–	–	–	–	–	–	–
107.0	80.0	–	11.6	–	3.0	–	3.2	–	–	–	–	–	–
107.0	90.0	–	0.0	–	6.1	–	0.0	–	–	–	–	–	–
110.0	75.0	–	–	–	3.2	–	–	–	–	–	–	–	–
110.0	80.0	–	5.1	–	0.0	–	–	0.0	–	–	–	–	–
113.0	60.0	–	0.0	–	0.0	–	3.4	–	–	0.0	–	–	–
117.0	90.0	–	2.9	–	0.0	–	0.0	–	–	–	–	–	–

Tarletonbeania crenularis

STATION		JAN.	FEB.	MAR.	APR.	MAY	JUNE	JULY	AUG.	SEP.	OCT.	NOV.	DEC.
60.0	49.5	0.9	–	–	–	–	–	–	–	–	–	–	–
60.0	51.0	3.2	–	–	–	–	–	0.0	–	–	–	–	–
60.0	52.0	6.8	–	–	–	–	–	0.0	–	–	–	–	–
60.0	55.0	9.3	–	–	–	–	–	2.6	–	–	–	–	–
60.0	60.0	15.9	–	–	–	–	–	14.2	–	–	–	–	–
60.0	70.0	13.0	–	–	–	–	–	14.1	–	–	–	–	–
60.0	80.0	27.9	–	–	–	–	–	6.1	–	–	–	–	–
60.0	90.0	6.7	–	–	–	–	–	8.3	–	–	–	–	–
60.0	100.0	0.0	–	–	–	–	–	2.6	–	–	–	–	–
60.0	120.0	4.9	–	–	–	–	–	2.7	–	–	–	–	–
63.0	51.0	10.5	–	–	0.0	–	–	0.0	–	–	–	–	–
63.0	52.0	34.8	–	–	0.0	–	–	0.0	–	–	–	–	–
63.0	55.0	34.9	–	–	1.9	–	–	0.0	–	–	–	–	–
63.0	60.0	22.8	–	–	7.6	–	–	0.0	–	–	–	–	–
63.0	65.0	–	–	–	8.7	–	–	–	–	–	–	–	–
63.0	80.0	–	–	–	8.8	–	–	–	–	–	–	–	–
67.0	47.3	0.7	–	–	0.0	–	–	–	–	–	–	–	–
67.0	48.0	0.0	–	–	1.3	–	–	0.0	–	–	–	–	–
67.0	49.0	3.2	–	–	5.7	–	–	9.2	–	–	–	–	–
67.0	50.0	4.7	–	–	2.7	–	–	5.5	–	–	–	–	–
67.0	55.0	6.6	–	–	5.4	–	–	0.0	–	–	–	–	–
67.0	60.0	18.1	–	–	13.8	–	–	9.1	–	–	–	–	–
67.0	65.0	–	–	–	20.4	–	–	–	–	–	–	–	–

TABLE 4. (cont.)

Tarletonbeania crenularis (cont.)

STATION		JAN.	FEB.	MAR.	APR.	MAY	JUNE	JULY	AUG.	SEP.	OCT.	NOV.	DEC.
67.0	70.0	–	–	–	17.0	–	–	–	–	–	–	–	–
67.0	80.0	–	–	–	21.2	–	–	–	–	–	–	–	–
70.0	50.0	29.3	–	–	0.0	–	–	0.0	–	–	–	–	–
70.0	51.0	9.2	–	–	11.0	–	–	5.8	–	–	–	–	–
70.0	52.0	9.5	–	–	23.2	–	–	–	–	–	–	–	–
70.0	53.0	3.0	–	–	18.9	–	–	11.5	–	–	–	–	–
70.0	55.0	11.6	–	–	–	–	–	–	–	–	–	–	–
70.0	60.0	28.6	–	–	0.0	–	–	13.3	–	–	–	–	–
70.0	65.0	–	–	–	8.1	–	–	–	–	–	–	–	–
70.0	70.0	59.6	–	–	8.7	–	–	9.2	–	–	–	–	–
70.0	80.0	0.0	–	–	2.7	–	–	3.2	–	–	–	–	–
73.0	50.0	7.0	–	–	0.0	–	–	0.0	–	–	–	–	–
73.0	51.0	6.2	–	–	0.0	–	–	0.0	–	–	–	–	–
73.0	53.0	5.5	–	–	12.0	–	–	8.3	–	–	–	–	–
73.0	60.0	75.3	–	–	11.3	–	–	19.7	–	–	–	–	–
73.0	65.0	–	–	–	8.6	–	–	–	–	–	–	–	–
73.0	70.0	–	–	–	2.8	–	–	–	–	–	–	–	–
73.0	80.0	–	–	–	7.8	–	–	–	–	–	–	–	–
77.0	49.0	–	–	–	0.0	–	–	1.8	–	–	–	–	–
77.0	55.0	8.6	–	–	7.2	–	–	3.1	–	–	–	–	–
77.0	57.0	20.9	–	–	7.4	–	–	0.0	–	–	–	–	–
77.0	60.0	–	–	–	6.3	–	–	–	–	–	–	–	–
77.0	65.0	–	–	–	2.5	–	–	–	–	–	–	–	–
77.0	70.0	–	–	–	4.6	–	–	–	–	–	–	–	–
77.0	80.0	–	–	–	17.0	–	–	–	–	–	–	–	–
80.0	50.2	0.0	–	–	2.3	–	–	0.0	0.0	–	–	–	–
80.0	51.0	0.0	–	–	0.0	–	–	0.0	2.5	–	–	–	–
80.0	55.0	0.0	–	–	3.2	–	–	0.0	0.0	–	–	–	–
80.0	60.0	7.7	–	–	3.4	–	–	2.8	2.7	–	–	–	–
80.0	65.0	25.0	–	–	3.4	–	–	3.0	3.0	–	–	–	–
80.0	70.0	0.0	–	–	13.6	–	–	0.0	0.0	–	–	–	–
80.0	75.0	–	–	–	–	–	–	–	–	2.7	–	–	–
80.0	80.0	0.0	–	–	6.4	–	–	0.0	–	6.0	–	–	–
80.0	120.0	20.6	–	–	–	–	–	0.0	–	–	–	–	–
83.0	43.0	0.0	–	–	2.8	–	0.0	–	–	0.0	–	–	–
83.0	55.0	14.5	–	–	0.0	–	0.0	–	–	0.0	–	–	–
83.0	60.0	6.1	–	–	3.0	–	0.0	–	–	5.3	–	–	–
83.0	65.0	5.7	–	–	0.0	–	9.9	–	–	0.0	–	–	–
83.0	70.0	6.4	–	–	6.3	–	6.7	–	–	0.0	–	–	–
83.0	80.0	0.0	–	–	2.9	–	4.1	–	–	0.0	–	–	–
83.0	90.0	9.1	–	–	–	–	0.0	–	–	–	–	–	–
87.0	55.0	11.9	–	–	0.0	–	0.0	–	–	2.8	–	–	–
87.0	60.0	0.0	–	–	0.0	–	0.0	–	–	3.0	–	–	–
87.0	65.0	0.0	–	–	8.0	–	3.2	–	–	0.0	–	–	–
87.0	70.0	0.0	–	–	3.2	–	0.0	–	–	0.0	–	–	–
87.0	75.0	–	–	–	–	–	–	–	–	3.2	–	–	–

TABLE 4. (cont.)

Tarletonbeania crenularis (cont.)

STATION		JAN.	FEB.	MAR.	APR.	MAY	JUNE	JULY	AUG.	SEP.	OCT.	NOV.	DEC.
87.0	80.0	3.0	–	–	0.0	–	3.3	–	–	0.0	–	–	–
90.0	53.0	3.2	–	–	0.0	–	–	0.0	–	0.0	–	–	–
90.0	60.0	3.0	–	–	0.0	–	–	0.0	–	0.0	–	–	–
90.0	65.0	3.2	–	–	0.0	–	–	2.7	–	0.0	–	–	–
90.0	80.0	8.0	–	–	0.0	–	–	0.0	–	0.0	–	–	–
90.0	90.0	3.0	–	–	0.0	–	–	2.3	–	0.0	–	–	–
90.0	100.0	0.0	–	–	3.1	–	–	0.0	–	–	–	–	–
93.0	30.0	0.0	–	2.9	–	–	0.0	–	–	0.0	–	–	–
93.0	50.0	0.0	–	–	0.0	–	6.6	–	–	0.0	–	–	–
93.0	60.0	0.0	–	–	0.0	–	3.3	–	–	0.0	–	–	–
93.0	90.0	3.2	–	–	0.0	–	0.0	–	–	0.0	–	–	–
97.0	45.0	3.0	–	0.0	–	–	0.0	–	–	0.0	–	–	–
97.0	50.0	6.3	–	0.0	–	–	0.0	–	–	0.0	–	–	–
100.0	45.0	0.0	–	–	2.3	–	–	0.0	–	0.0	–	–	–

Synodus spp.

STATION		JAN.	FEB.	MAR.	APR.	MAY	JUNE	JULY	AUG.	SEP.	OCT.	NOV.	DEC.
113.0	28.5	–	0.0	–	0.0	–	0.0	–	–	7.8	–	–	–
113.0	29.0	–	0.0	–	0.0	–	0.0	–	–	17.8	–	–	–
113.0	30.0	–	0.0	–	0.0	–	0.0	–	0.0	5.4	–	–	–
115.0	35.0	–	0.0	–	–	–	–	–	0.0	3.1	–	–	–
117.0	24.8	–	0.0	–	0.0	–	–	0.0	–	5.8	–	–	–
117.0	25.0	–	0.0	–	0.0	–	–	0.0	–	7.7	–	–	–
117.0	26.0	–	0.0	–	0.0	–	–	0.0	–	86.8	–	–	–
117.0	35.0	–	0.0	–	0.0	–	–	0.0	–	23.4	–	–	–
118.0	39.0	–	0.0	–	0.0	–	–	0.0	–	54.4	–	–	–
119.0	33.0	–	0.0	–	0.0	–	–	–	0.0	8.6	–	–	–
120.0	23.0	–	0.0	–	0.0	–	–	0.0	–	35.7	–	–	–
120.0	24.0	–	0.0	–	0.0	–	–	0.0	–	69.0	–	–	–
120.0	25.0	–	0.0	–	0.0	–	–	0.0	–	9.3	–	–	–
120.0	30.0	–	0.0	–	0.0	–	–	0.0	–	15.1	–	–	–
120.0	35.0	–	0.0	–	0.0	–	–	0.0	–	21.9	–	–	–
120.0	40.0	–	0.0	–	0.0	–	–	0.0	–	13.7	–	–	–
127.0	32.6	–	0.0	–	0.0	–	–	0.0	–	0.9	–	–	–
127.0	34.0	–	0.0	–	0.0	–	–	0.0	–	3.0	–	–	–
130.0	30.0	–	0.0	–	0.0	–	–	–	0.0	2.6	–	–	–
130.0	35.0	–	3.3	–	0.0	–	–	–	0.0	3.0	–	–	–
133.0	21.0	–	0.0	–	0.0	–	–	0.0	–	11.4	–	–	–
133.0	23.0	–	0.0	–	0.0	–	–	0.0	–	2.5	–	–	–
133.0	25.0	–	0.0	–	0.0	–	–	0.0	–	5.9	–	–	–
133.0	30.0	–	0.0	–	0.0	–	–	0.0	–	14.3	–	–	–
133.0	35.0	–	2.9	–	0.0	–	–	0.0	–	5.9	–	–	–
137.0	20.0	–	0.0	–	0.0	–	–	–	0.4	5.6	–	–	–
137.0	21.0	–	0.6	–	0.0	–	–	–	1.4	15.1	–	–	–

TABLE 4. (cont.)

Synodus spp. (cont.)

STATION		JAN.	FEB.	MAR.	APR.	MAY	JUNE	JULY	AUG.	SEP.	OCT.	NOV.	DEC.
137.0	22.0	-	3.9	-	0.0	-	-	-	0.0	12.2	-	-	-
137.0	23.0	-	5.6	-	0.0	-	-	-	7.6	13.8	-	-	-
137.0	30.0	-	0.0	-	0.0	-	-	-	0.0	36.6	-	-	-
137.0	35.0	-	0.0	-	0.0	-	-	-	0.0	3.1	-	-	-
137.0	40.0	-	3.1	-	0.0	-	-	-	0.0	0.0	-	-	-
140.0	28.8	-	0.0	-	-	-	-	-	1.0	-	-	-	-
140.0	29.0	-	0.0	-	-	-	-	-	23.5	-	-	-	-

Merluccius productus

STATION		JAN.	FEB.	MAR.	APR.	MAY	JUNE	JULY	AUG.	SEP.	OCT.	NOV.	DEC.
60.0	52.0	0.0	-	-	-	-	-	2.5	-	-	-	-	-
63.0	55.0	3.2	-	-	1.9	-	-	0.0	-	-	-	-	-
67.0	55.0	3.3	-	-	0.0	-	-	0.0	-	-	-	-	-
67.0	60.0	15.1	-	-	5.5	-	-	0.0	-	-	-	-	-
67.0	65.0	-	-	-	20.4	-	-	-	-	-	-	-	-
67.0	70.0	-	-	-	2.8	-	-	-	-	-	-	-	-
70.0	50.0	11.7	-	-	0.0	-	-	0.0	-	-	-	-	-
70.0	51.0	12.3	-	-	5.5	-	-	0.0	-	-	-	-	-
70.0	52.0	66.2	-	-	12.9	-	-	-	-	-	-	-	-
70.0	53.0	38.4	-	-	0.0	-	-	0.0	-	-	-	-	-
70.0	60.0	0.0	-	-	45.8	-	-	0.0	-	-	-	-	-
70.0	65.0	-	-	-	5.4	-	-	-	-	-	-	-	-
70.0	70.0	2.7	-	-	0.0	-	-	0.0	-	-	-	-	-
73.0	49.4	0.0	-	-	0.7	-	-	0.0	-	-	-	-	-
73.0	50.0	0.0	-	-	16.6	-	-	0.0	-	-	-	-	-
73.0	51.0	30.9	-	-	11.2	-	-	0.0	-	-	-	-	-
73.0	53.0	32.8	-	-	6.0	-	-	0.0	-	-	-	-	-
73.0	60.0	2.8	-	-	157.9	-	-	0.0	-	-	-	-	-
73.0	80.0	-	-	-	2.6	-	-	-	-	-	-	-	-
77.0	47.6	0.8	-	-	0.0	-	-	0.0	-	-	-	-	-
77.0	51.0	80.2	-	-	15.1	-	-	0.0	-	-	-	-	-
77.0	55.0	2.9	-	-	21.7	-	-	0.0	-	-	-	-	-
77.0	57.0	0.0	-	-	68.6	-	-	0.0	-	-	-	-	-
77.0	60.0	-	-	-	12.5	-	-	-	-	-	-	-	-
77.0	65.0	-	-	-	158.1	-	-	-	-	-	-	-	-
77.0	70.0	-	-	-	4.6	-	-	-	-	-	-	-	-
77.0	80.0	-	-	-	8.5	-	-	-	-	-	-	-	-
80.0	50.2	25.9	-	-	1.5	-	-	0.0	0.0	-	-	-	-
80.0	51.0	543.5	-	-	0.0	-	-	0.0	0.0	-	-	-	-
80.0	52.0	243.5	-	-	113.2	-	-	0.0	2.7	-	-	-	-
80.0	55.0	307.9	-	-	70.4	-	-	0.0	0.0	-	-	-	-
80.0	60.0	25.7	-	-	37.3	-	-	0.0	0.0	-	-	-	-
80.0	65.0	0.0	-	-	27.0	-	-	0.0	0.0	-	-	-	-
80.0	70.0	0.0	-	-	64.6	-	-	0.0	0.0	-	-	-	-

TABLE 4. (cont.)

Merluccius productus (cont.)

STATION		JAN.	FEB.	MAR.	APR.	MAY	JUNE	JULY	AUG.	SEP.	OCT.	NOV.	DEC.
80.0	80.0	0.0	–	–	77.3	–	–	0.0	–	0.0	–	–	–
82.0	47.0	105.8	–	–	31.0	–	0.0	–	0.0	–	–	–	–
83.0	40.0	19.1	–	–	0.0	–	0.0	–	–	0.0	–	–	–
83.0	43.0	159.8	–	–	30.8	–	6.3	–	–	0.0	–	–	–
83.0	51.0	11.8	–	–	2.6	–	0.0	–	–	2.5	–	–	–
83.0	55.0	72.5	–	–	15.8	–	0.0	–	–	0.0	–	–	–
83.0	60.0	30.4	–	–	0.0	–	3.5	–	–	0.0	–	–	–
83.0	65.0	37.3	–	–	2.9	–	6.6	–	–	0.0	–	–	–
83.0	70.0	6.4	–	–	22.1	–	3.4	–	–	0.0	–	–	–
83.0	80.0	3.5	–	–	109.1	–	0.0	–	–	0.0	–	–	–
87.0	32.5	9.5	–	–	0.0	–	0.0	–	–	0.0	–	–	–
87.0	33.0	29.9	–	–	2.6	–	2.7	–	–	0.0	–	–	–
87.0	34.0	251.0	–	–	2.5	–	0.0	–	–	0.0	–	–	–
87.0	35.0	461.6	–	–	37.5	–	0.0	–	–	0.0	–	–	–
87.0	40.0	946.2	–	–	33.1	–	0.0	–	–	0.0	–	–	–
87.0	45.0	364.1	–	–	3.4	–	0.0	–	–	0.0	–	–	–
87.0	50.0	82.7	–	–	6.9	–	0.0	–	–	0.0	–	–	–
87.0	55.0	426.1	–	–	8.4	–	0.0	–	–	0.0	–	–	–
87.0	60.0	0.0	–	–	33.5	–	0.0	–	–	0.0	–	–	–
87.0	65.0	0.0	–	–	2.7	–	0.0	–	–	0.0	–	–	–
87.0	70.0	0.0	–	–	44.9	–	0.0	–	–	0.0	–	–	–
87.0	80.0	0.0	–	–	24.1	–	0.0	–	–	0.0	–	–	–
87.0	90.0	0.0	–	–	11.3	–	0.0	–	–	–	–	–	–
87.0	100.0	–	–	–	6.2	–	–	–	–	–	–	–	–
90.0	27.5	4.6	–	–	3.9	–	–	0.0	–	0.0	–	–	–
90.0	28.0	106.0	–	–	12.2	–	–	0.0	–	0.0	–	–	–
90.0	32.0	229.5	–	–	6.1	–	–	0.0	–	0.0	–	–	–
90.0	37.0	418.6	–	–	24.7	–	–	0.0	–	0.0	–	–	–
90.0	45.0	91.4	–	–	62.6	–	–	0.0	–	0.0	–	–	–
90.0	53.0	16.1	–	–	36.5	–	–	0.0	–	0.0	–	–	–
90.0	60.0	9.0	–	–	30.1	–	–	0.0	–	0.0	–	–	–
90.0	65.0	0.0	–	–	29.4	–	–	0.0	–	0.0	–	–	–
90.0	70.0	0.0	–	–	68.4	–	–	0.0	–	0.0	–	–	–
90.0	80.0	0.0	–	–	9.7	–	–	0.0	–	0.0	–	–	–
90.0	90.0	0.0	–	–	9.6	–	–	0.0	–	0.0	–	–	–
90.0	100.0	0.0	–	–	31.2	–	–	0.0	–	–	–	–	–
93.0	26.5	0.0	–	–	–	–	1.3	–	–	0.0	–	–	–
93.0	28.0	52.5	–	19.9	–	–	0.0	–	–	0.0	–	–	–
93.0	30.0	513.8	–	11.5	–	–	0.0	–	–	0.0	–	–	–
93.0	35.0	54.0	–	5.8	–	–	0.0	–	–	0.0	–	–	–
93.0	45.0	294.9	–	–	0.0	–	0.0	–	–	0.0	–	–	–
93.0	50.0	46.6	–	–	0.0	–	3.3	–	–	0.0	–	–	–
93.0	55.0	30.7	–	–	12.5	–	0.0	–	–	0.0	–	–	–
93.0	60.0	6.1	–	–	13.5	–	0.0	–	–	0.0	–	–	–
93.0	65.0	0.0	–	–	17.9	–	0.0	–	–	0.0	–	–	–
93.0	70.0	0.0	–	–	66.6	–	3.3	–	–	0.0	–	–	–

TABLE 4. (cont.)

Merluccius productus (cont.)

STATION		JAN.	FEB.	MAR.	APR.	MAY	JUNE	JULY	AUG.	SEP.	OCT.	NOV.	DEC.
93.0	80.0	0.0	–	–	3.2	–	0.0	–	–	0.0	–	–	–
93.0	100.0	–	–	–	8.5	–	–	–	–	–	–	–	–
96.8	28.7	4.7	–	0.0	–	–	0.0	–	–	0.0	–	–	–
97.0	29.0	3.7	–	14.5	–	–	0.0	–	–	0.0	–	–	–
97.0	30.0	38.9	–	0.0	–	–	0.0	–	–	0.0	–	–	–
97.0	32.0	81.1	–	27.9	–	–	3.4	–	–	0.0	–	–	–
97.0	35.0	18.4	–	34.7	–	–	0.0	–	–	0.0	–	–	–
97.0	40.0	18.9	–	9.6	–	–	0.0	–	–	0.0	–	–	–
97.0	45.0	106.4	–	10.4	–	–	0.0	–	–	0.0	–	–	–
97.0	50.0	63.0	–	35.4	–	–	0.0	–	–	0.0	–	–	–
97.0	55.0	3.0	–	–	–	–	0.0	–	–	0.0	–	–	–
97.0	60.0	17.8	–	–	–	–	0.0	–	–	0.0	–	–	–
97.0	65.0	110.5	–	20.7	–	–	0.0	–	–	0.0	–	–	–
97.0	70.0	14.8	–	–	–	–	0.0	–	–	0.0	–	–	–
97.0	75.0	–	–	–	34.2	–	–	–	–	0.0	–	–	–
97.0	85.0	–	–	–	3.6	–	–	–	–	–	–	–	–
97.0	95.0	–	–	–	54.5	–	–	–	–	–	–	–	–
97.0	100.0	–	–	–	7.0	–	–	–	–	–	–	–	–
100.0	29.0	78.8	–	–	11.6	–	–	0.0	–	0.0	–	–	–
100.0	30.0	22.5	–	–	19.3	–	–	0.0	–	0.0	–	–	–
100.0	35.0	8.8	–	–	6.3	–	–	0.0	–	0.0	–	–	–
100.0	40.0	11.8	–	–	6.4	–	–	0.0	–	0.0	–	–	–
100.0	45.0	90.2	–	–	13.6	–	–	0.0	–	0.0	–	–	–
100.0	50.0	89.3	–	–	21.1	–	–	0.0	–	0.0	–	–	–
100.0	55.0	69.7	–	–	24.2	–	–	0.0	–	0.0	–	–	–
100.0	60.0	44.7	–	–	6.7	–	–	0.0	–	0.0	–	–	–
100.0	65.0	38.7	–	–	41.5	–	–	0.0	–	0.0	–	–	–
100.0	70.0	46.2	–	–	83.5	–	–	0.0	–	0.0	–	–	–
100.0	75.0	–	–	–	43.8	–	–	–	–	–	–	–	–
100.0	80.0	0.0	–	–	3.3	–	–	0.0	–	–	–	–	–
100.0	90.0	0.0	–	–	3.3	–	–	0.0	–	–	–	–	–
103.0	28.5	1.3	–	–	3.6	–	0.0	–	–	0.0	–	–	–
103.0	30.0	0.0	–	–	18.4	–	0.0	–	–	0.0	–	–	–
103.0	35.0	47.0	–	–	9.3	–	0.0	–	–	0.0	–	–	–
103.0	40.0	20.4	–	–	42.8	–	0.0	–	–	0.0	–	–	–
103.0	45.0	0.0	–	–	9.1	–	0.0	–	–	0.0	–	–	–
103.0	55.0	11.5	–	–	0.0	–	0.0	–	–	0.0	–	–	–
103.0	60.0	3.0	–	–	0.0	–	0.0	–	–	0.0	–	–	–
103.0	65.0	48.1	–	–	0.0	–	0.0	–	–	0.0	–	–	–
103.0	70.0	18.1	–	–	0.0	–	0.0	–	–	0.0	–	–	–
107.0	30.0	–	33.0	–	0.0	–	0.0	–	–	0.0	–	–	–
107.0	31.0	–	150.5	–	8.5	–	0.0	–	–	0.0	–	–	–
107.0	32.0	–	908.5	–	49.0	–	0.0	–	–	0.0	–	–	–
107.0	35.0	–	35.2	–	22.1	–	0.0	–	–	0.0	–	–	–
107.0	40.0	–	52.9	–	12.0	–	0.0	–	–	0.0	–	–	–
107.0	60.0	–	30.3	–	0.0	–	0.0	–	–	0.0	–	–	–

TABLE 4. (cont.)

Merluccius productus (cont.)

STATION		JAN.	FEB.	MAR.	APR.	MAY	JUNE	JULY	AUG.	SEP.	OCT.	NOV.	DEC.
110.0	32.0	-	13.4	-	0.0	-	-	-	0.0	0.0	-	-	-
110.0	35.0	-	73.6	-	0.0	-	-	-	0.0	0.0	-	-	-
110.0	40.0	-	617.7	-	2.8	-	-	-	0.0	0.0	-	-	-
110.0	55.0	-	0.0	-	3.0	-	-	-	0.0	0.0	-	-	-
113.0	30.0	-	0.0	-	2.8	-	0.0	-	0.0	0.0	-	-	-
113.0	45.0	-	18.5	-	0.0	-	0.0	-	-	0.0	-	-	-
113.0	50.0	-	3.0	-	0.0	-	0.0	-	-	0.0	-	-	-
113.0	70.0	-	0.0	-	6.2	-	0.0	-	-	-	-	-	-
113.0	75.0	-	-	-	6.6	-	-	-	-	-	-	-	-
115.0	35.0	-	8.6	-	-	-	-	-	0.0	0.0	-	-	-
117.0	25.0	-	44.4	-	0.0	-	-	2.4	-	0.0	-	-	-
117.0	26.0	-	61.6	-	0.0	-	-	0.0	-	0.0	-	-	-
117.0	30.0	-	471.1	-	0.0	-	-	0.0	-	0.0	-	-	-
117.0	40.0	-	6.1	-	0.0	-	-	0.0	-	0.0	-	-	-
117.0	45.0	-	32.6	-	0.0	-	-	0.0	-	0.0	-	-	-
117.0	50.0	-	16.0	-	0.0	-	-	0.0	-	0.0	-	-	-
117.0	65.0	-	0.0	-	2.8	-	0.0	-	-	-	-	-	-
118.0	39.0	-	3.1	-	6.2	-	-	0.0	-	0.0	-	-	-
119.0	33.0	-	23.9	-	0.0	-	-	-	0.0	0.0	-	-	-
120.0	22.5	-	0.0	-	2.0	-	-	0.0	-	0.0	-	-	-
120.0	25.0	-	0.0	-	0.0	-	-	0.0	-	2.3	-	-	-
120.0	30.0	-	11.6	-	0.0	-	-	2.7	-	0.0	-	-	-
120.0	35.0	-	3.0	-	0.0	-	-	2.6	-	0.0	-	-	-
120.0	45.0	-	2.9	-	3.1	-	-	-	0.0	0.0	-	-	-
120.0	50.0	-	12.3	-	0.0	-	-	-	0.0	0.0	-	-	-
120.0	70.0	-	0.0	-	3.3	-	-	-	0.0	-	-	-	-
123.0	36.0	-	0.0	-	94.0	-	-	0.0	-	0.0	-	-	-
123.0	37.0	-	14.3	-	0.0	-	-	0.0	-	0.0	-	-	-
123.0	42.0	-	333.8	-	5.7	-	-	0.0	0.0	0.0	-	-	-
123.0	45.0	-	17.5	-	14.6	-	-	0.0	-	0.0	-	-	-
123.0	65.0	-	2.9	-	0.0	-	-	0.0	-	-	-	-	-
123.0	70.0	-	2.8	-	0.0	-	-	0.0	-	-	-	-	-
123.5	35.6	-	2.2	-	91.5	-	-	0.0	-	0.0	-	-	-
127.0	32.6	-	22.4	-	0.0	-	-	0.0	-	0.0	-	-	-
127.0	33.0	-	168.1	-	21.5	-	-	0.0	-	0.0	-	-	-
127.0	34.0	-	26.3	-	12.2	-	-	0.0	-	0.0	-	-	-
127.0	40.0	-	12.7	-	44.5	-	-	0.0	0.0	0.0	-	-	-
127.0	45.0	-	0.0	-	12.4	-	-	0.0	-	0.0	-	-	-
130.0	25.5	-	0.6	-	0.0	-	-	-	0.0	0.0	-	-	-
130.0	28.0	-	2.1	-	0.0	-	-	-	0.0	0.0	-	-	-
130.0	30.0	-	2.4	-	0.0	-	-	-	0.0	0.0	-	-	-
130.0	35.0	-	116.5	-	28.1	-	-	-	0.0	0.0	-	-	-
130.0	40.0	-	52.0	-	44.1	-	-	-	0.0	0.0	-	-	-
130.0	45.0	-	16.7	-	3.0	-	-	-	0.0	0.0	-	-	-
130.0	50.0	-	708.5	-	0.0	-	-	-	0.0	0.0	-	-	-
133.0	21.0	-	4.0	-	0.0	-	-	0.0	-	0.0	-	-	-

TABLE 4. (cont.)

Merluccius productus (cont.)

STATION		JAN.	FEB.	MAR.	APR.	MAY	JUNE	JULY	AUG.	SEP.	OCT.	NOV.	DEC.
133.0	23.0	–	10.6	–	0.0	–	–	0.0	–	0.0	–	–	–
133.0	25.0	–	13.5	–	3.0	–	–	0.0	–	0.0	–	–	–
133.0	30.0	–	16.6	–	9.3	–	–	0.0	–	0.0	–	–	–
133.0	35.0	–	141.1	–	12.4	–	–	0.0	–	0.0	–	–	–
133.0	40.0	–	128.1	–	0.0	–	–	0.0	–	0.0	–	–	–
133.0	45.0	–	2244.4	–	3.0	–	–	0.0	–	0.0	–	–	–
133.0	50.0	–	203.8	–	3.0	–	–	0.0	–	0.0	–	–	–
133.0	55.0	–	8.2	–	0.0	–	–	0.0	–	–	–	–	–
137.0	23.0	–	1.9	–	0.0	–	–	–	0.0	0.0	–	–	–
137.0	30.0	–	86.2	–	6.2	–	–	–	0.0	0.0	–	–	–
137.0	35.0	–	2428.9	–	3.0	–	–	–	0.0	0.0	–	–	–
137.0	40.0	–	40.0	–	3.0	–	–	–	0.0	0.0	–	–	–
137.0	45.0	–	0.0	–	3.0	–	–	–	0.0	0.0	–	–	–
137.0	50.0	–	6.6	–	0.0	–	–	–	0.0	0.0	–	–	–
140.0	28.8	–	8.2	–	–	–	–	–	0.0	–	–	–	–
140.0	29.0	–	7.0	–	–	–	–	–	0.0	–	–	–	–
140.0	30.0	–	124.7	–	–	–	–	–	0.0	–	–	–	–
140.0	35.0	–	751.4	–	–	–	–	–	0.0	–	–	–	–
140.0	40.0	–	663.8	–	–	–	–	–	0.0	–	–	–	–
140.0	45.0	–	6.1	–	–	–	–	–	0.0	–	–	–	–
140.0	50.0	–	3.0	–	–	–	–	–	0.0	–	–	–	–

Physiculus spp.

STATION		JAN.	FEB.	MAR.	APR.	MAY	JUNE	JULY	AUG.	SEP.	OCT.	NOV.	DEC.
80.0	200.0	0.0	–	–	–	–	–	2.8	–	–	–	–	–
133.0	45.0	–	2.9	–	0.0	–	–	0.0	–	0.0	–	–	–
133.0	50.0	–	2.8	–	0.0	–	–	0.0	–	0.0	–	–	–

Macrouridae

STATION		JAN.	FEB.	MAR.	APR.	MAY	JUNE	JULY	AUG.	SEP.	OCT.	NOV.	DEC.
100.0	45.0	3.1	–	–	0.0	–	–	0.0	–	0.0	–	–	–
133.0	35.0	–	0.0	–	3.1	–	–	0.0	–	0.0	–	–	–
137.0	35.0	–	3.1	–	0.0	–	–	–	0.0	0.0	–	–	–

Ophidiiformes

STATION		JAN.	FEB.	MAR.	APR.	MAY	JUNE	JULY	AUG.	SEP.	OCT.	NOV.	DEC.
67.0	60.0	0.0	–	–	0.0	–	–	3.0	–	–	–	–	–
73.0	50.0	0.0	–	–	0.0	–	–	2.9	–	–	–	–	–
73.0	51.0	0.0	–	–	0.0	–	–	6.3	–	–	–	–	–
93.0	27.0	0.0	–	0.0	–	–	2.9	–	–	0.0	–	–	–

TABLE 4. (cont.)

Ophidiiformes (cont.)

STATION		JAN.	FEB.	MAR.	APR.	MAY	JUNE	JULY	AUG.	SEP.	OCT.	NOV.	DEC.
97.0	32.0	0.0	–	0.0	–	–	3.4	–	–	0.0	–	–	–
100.0	30.0	0.0	–	–	0.0	–	–	2.5	–	0.0	–	–	–
103.0	35.0	0.0	–	–	3.1	–	0.0	–	–	0.0	–	–	–
110.0	32.0	–	0.0	–	0.0	–	–	–	0.0	0.9	–	–	–
113.0	28.5	–	0.0	–	0.0	–	0.0	–	–	6.7	–	–	–
113.0	29.0	–	0.0	–	0.0	–	0.0	–	–	7.1	–	–	–
115.0	35.0	–	0.0	–	–	–	–	–	0.0	3.1	–	–	–
117.0	24.8	–	0.0	–	0.0	–	–	0.0	–	1.1	–	–	–
117.0	26.0	–	0.0	–	0.0	–	–	0.0	–	52.6	–	–	–
117.0	30.0	–	0.0	–	0.0	–	–	0.0	–	7.8	–	–	–
117.0	40.0	–	0.0	–	6.1	–	–	0.0	–	0.0	–	–	–
118.0	39.0	–	0.0	–	0.0	–	–	0.0	–	10.9	–	–	–
119.0	33.0	–	0.0	–	0.0	–	–	–	0.0	28.6	–	–	–
120.0	23.0	–	0.0	–	0.0	–	–	0.0	–	16.9	–	–	–
120.0	24.0	–	0.0	–	0.0	–	–	0.0	–	40.5	–	–	–
120.0	25.0	–	0.0	–	0.0	–	–	0.0	–	21.0	–	–	–
120.0	30.0	–	0.0	–	0.0	–	–	0.0	–	42.1	–	–	–
120.0	35.0	–	0.0	–	0.0	–	–	0.0	–	19.2	–	–	–
130.0	26.0	–	0.0	–	0.0	–	–	–	0.0	2.3	–	–	–
130.0	28.0	–	0.0	–	0.0	–	–	–	0.0	7.1	–	–	–
130.0	30.0	–	0.0	–	0.0	–	–	–	0.0	2.6	–	–	–
133.0	21.0	–	0.0	–	0.0	–	–	0.0	–	4.6	–	–	–
133.0	23.0	–	0.0	–	0.0	–	–	0.0	–	2.5	–	–	–
133.0	30.0	–	0.0	–	0.0	–	–	0.0	–	20.0	–	–	–
133.0	35.0	–	0.0	–	0.0	–	–	0.0	–	3.0	–	–	–
137.0	21.0	–	0.0	–	0.0	–	–	–	0.0	4.3	–	–	–
137.0	22.0	–	0.0	–	0.0	–	–	–	15.0	2.0	–	–	–
137.0	23.0	–	0.0	–	0.0	–	–	–	1.9	16.6	–	–	–
137.0	30.0	–	0.0	–	0.0	–	–	–	0.0	18.3	–	–	–
140.0	29.0	–	0.0	–	–	–	–	–	17.6	–	–	–	–
140.0	30.0	–	0.0	–	–	–	–	–	11.4	–	–	–	–

Brosmophycis marginata

STATION		JAN.	FEB.	MAR.	APR.	MAY	JUNE	JULY	AUG.	SEP.	OCT.	NOV.	DEC.
60.0	55.0	0.0	–	–	–	–	–	2.6	–	–	–	–	–
67.0	50.0	0.0	–	–	5.4	–	–	0.0	–	–	–	–	–
70.0	52.0	0.0	–	–	2.6	–	–	–	–	–	–	–	–
83.0	43.0	0.0	–	–	2.8	–	0.0	–	–	0.0	–	–	–
87.0	50.0	0.0	–	–	2.3	–	0.0	–	–	0.0	–	–	–
103.0	29.0	0.0	–	–	0.0	–	1.7	–	–	0.0	–	–	–
107.0	30.0	–	0.0	–	0.0	–	1.1	–	–	0.0	–	–	–

TABLE 4. (cont.)

Chilara taylori

STATION		JAN.	FEB.	MAR.	APR.	MAY	JUNE	JULY	AUG.	SEP.	OCT.	NOV.	DEC.
63.0	49.7	0.6	–	–	0.0	–	–	–	–	–	–	–	–
63.0	50.0	0.8	–	–	0.0	–	–	0.0	–	–	–	–	–
63.0	52.0	2.9	–	–	0.0	–	–	0.0	–	–	–	–	–
63.0	55.0	3.2	–	–	0.0	–	–	0.0	–	–	–	–	–
70.0	52.0	3.2	–	–	0.0	–	–	–	–	–	–	–	–
80.0	70.0	0.0	–	–	0.0	–	–	0.0	2.7	–	–	–	–
83.0	40.0	0.0	–	–	0.0	–	0.0	–	–	4.7	–	–	–
83.0	43.0	0.0	–	–	0.0	–	0.0	–	–	11.5	–	–	–
83.0	60.0	0.0	–	–	0.0	–	0.0	–	–	5.3	–	–	–
87.0	32.5	0.0	–	–	0.0	–	0.0	–	–	1.7	–	–	–
87.0	50.0	0.0	–	–	0.0	–	0.0	–	–	2.7	–	–	–
93.0	30.0	0.0	–	0.0	–	–	0.0	–	–	5.9	–	–	–
110.0	35.0	–	0.0	–	0.0	–	–	–	2.8	0.0	–	–	–
110.0	65.0	–	2.7	–	0.0	–	–	–	0.0	0.0	–	–	–
113.0	29.0	–	0.0	–	0.0	–	0.0	–	–	1.8	–	–	–
113.0	30.0	–	0.0	–	0.0	–	0.0	–	0.0	2.7	–	–	–
117.0	25.0	–	0.0	–	0.0	–	–	0.0	–	2.6	–	–	–
117.0	26.0	–	0.0	–	0.0	–	–	0.0	–	10.5	–	–	–
117.0	30.0	–	0.0	–	0.0	–	–	0.0	–	2.6	–	–	–
117.0	35.0	–	0.0	–	0.0	–	–	0.0	–	8.8	–	–	–
117.0	50.0	–	0.0	–	0.0	–	–	3.3	–	0.0	–	–	–
119.0	33.0	–	0.0	–	0.0	–	–	–	2.2	0.0	–	–	–
120.0	23.0	–	0.0	–	0.0	–	–	0.0	–	1.9	–	–	–
120.0	35.0	–	0.0	–	0.0	–	–	2.6	–	0.0	–	–	–
123.5	35.6	–	0.0	–	0.0	–	–	1.3	–	0.0	–	–	–
130.0	28.0	–	0.0	–	0.0	–	–	–	0.0	2.4	–	–	–
130.0	35.0	–	0.0	–	0.0	–	–	–	0.0	3.0	–	–	–
133.0	50.0	–	0.0	–	0.0	–	–	5.2	–	0.0	–	–	–
137.0	80.0	–	0.0	–	–	–	–	–	2.5	–	–	–	–

Ophidion scrippsae

STATION		JAN.	FEB.	MAR.	APR.	MAY	JUNE	JULY	AUG.	SEP.	OCT.	NOV.	DEC.
83.0	39.0	0.0	–	–	–	–	0.0	–	–	3.9	–	–	–
87.0	32.5	0.0	–	–	0.0	–	0.0	–	–	31.5	–	–	–
87.0	34.0	0.0	–	–	0.0	–	0.0	–	–	2.6	–	–	–
87.0	35.0	0.0	–	–	0.0	–	0.0	–	–	3.0	–	–	–
96.8	28.7	0.0	–	0.0	–	–	0.0	–	–	1.5	–	–	–
97.0	29.0	0.0	–	0.0	–	–	0.0	–	–	12.2	–	–	–
97.0	30.0	0.0	–	0.0	–	–	0.0	–	–	2.3	–	–	–
100.0	30.0	0.0	–	–	0.0	–	–	2.5	–	0.0	–	–	–
103.0	30.0	0.0	–	–	0.0	–	7.9	–	–	0.0	–	–	–
110.0	32.0	–	0.0	–	0.0	–	–	–	0.0	0.9	–	–	–
115.0	35.0	–	0.0	–	–	–	–	–	0.0	3.1	–	–	–
117.0	26.0	–	0.0	–	0.0	–	–	0.0	–	28.9	–	–	–

TABLE 4. (cont.)

Ophidion scrippsae (cont.)

STATION		JAN.	FEB.	MAR.	APR.	MAY	JUNE	JULY	AUG.	SEP.	OCT.	NOV.	DEC.
117.0	30.0	–	0.0	–	0.0	–	–	0.0	–	2.6	–	–	–
117.0	35.0	–	0.0	–	0.0	–	–	0.0	–	5.8	–	–	–
117.0	50.0	–	0.0	–	2.9	–	–	0.0	–	0.0	–	–	–
118.0	39.0	–	0.0	–	0.0	–	–	0.0	–	19.0	–	–	–
119.0	33.0	–	0.0	–	0.0	–	–	–	106.3	22.9	–	–	–
120.0	24.0	–	0.0	–	0.0	–	–	0.0	–	21.4	–	–	–
120.0	25.0	–	0.0	–	0.0	–	–	0.0	–	11.6	–	–	–
120.0	30.0	–	0.0	–	0.0	–	–	0.0	–	42.1	–	–	–
120.0	35.0	–	0.0	–	0.0	–	–	0.0	–	32.9	–	–	–
120.0	40.0	–	0.0	–	0.0	–	–	2.6	–	2.7	–	–	–
120.0	45.0	–	0.0	–	0.0	–	–	–	5.7	0.0	–	–	–
123.5	35.6	–	0.0	–	0.0	–	–	0.0	–	1.4	–	–	–
127.0	33.0	–	0.0	–	0.0	–	–	0.0	–	2.6	–	–	–
130.0	28.0	–	0.0	–	0.0	–	–	–	0.0	7.1	–	–	–
130.0	30.0	–	0.0	–	0.0	–	–	–	2.0	5.2	–	–	–
130.0	35.0	–	0.0	–	0.0	–	–	–	0.0	6.1	–	–	–
133.0	21.0	–	0.0	–	0.0	–	–	0.0	–	18.3	–	–	–
133.0	23.0	–	0.0	–	0.0	–	–	0.0	–	40.0	–	–	–
133.0	25.0	–	0.0	–	0.0	–	–	0.0	–	26.5	–	–	–
133.0	35.0	–	0.0	–	0.0	–	–	0.0	–	3.0	–	–	–
137.0	21.0	–	0.0	–	0.0	–	–	–	0.0	6.5	–	–	–
137.0	22.0	–	0.0	–	0.0	–	–	–	0.0	2.0	–	–	–
137.0	23.0	–	0.0	–	0.0	–	–	–	1.9	0.0	–	–	–
137.0	30.0	–	0.0	–	0.0	–	–	–	0.0	12.2	–	–	–
140.0	29.0	–	0.0	–	–	–	–	–	2.0	–	–	–	–

Ceratioidei

STATION		JAN.	FEB.	MAR.	APR.	MAY	JUNE	JULY	AUG.	SEP.	OCT.	NOV.	DEC.
70.0	200.0	0.0	–	–	–	–	–	2.7	–	–	–	–	–
90.0	120.0	0.0	–	–	–	–	–	2.7	–	–	–	–	–
93.0	90.0	0.0	–	–	0.0	–	0.0	–	–	2.8	–	–	–
100.0	45.0	0.0	–	–	0.0	–	–	0.0	–	3.1	–	–	–
100.0	100.0	–	0.0	–	–	–	–	3.0	–	–	–	–	–
107.0	65.0	–	0.0	–	0.0	–	0.0	–	–	3.3	–	–	–
110.0	50.0	–	0.0	–	0.0	–	–	–	0.0	3.1	–	–	–
110.0	55.0	–	0.0	–	0.0	–	–	–	0.0	3.1	–	–	–
110.0	60.0	–	0.0	–	0.0	–	–	–	0.0	11.9	–	–	–
110.0	65.0	–	0.0	–	0.0	–	–	–	0.0	3.1	–	–	–
110.0	120.0	–	0.0	–	–	–	–	2.7	–	–	–	–	–
113.0	50.0	–	0.0	–	0.0	–	0.0	–	–	3.0	–	–	–
117.0	60.0	–	0.0	–	0.0	–	0.0	–	–	3.0	–	–	–
120.0	80.0	–	0.0	–	0.0	–	–	–	2.7	–	–	–	–
127.0	45.0	–	0.0	–	0.0	–	–	0.0	–	3.1	–	–	–
127.0	60.0	–	0.0	–	0.0	–	–	0.0	–	3.4	–	–	–

TABLE 4. (cont.)

Ceratioidei (cont.)

STATION	JAN.	FEB.	MAR.	APR.	MAY	JUNE	JULY	AUG.	SEP.	OCT.	NOV.	DEC.
130.0 45.0	–	0.0	–	0.0	–	–	–	0.0	3.0	–	–	–
130.0 55.0	–	0.0	–	0.0	–	–	–	5.5	0.0	–	–	–

Gobiesocidae

STATION	JAN.	FEB.	MAR.	APR.	MAY	JUNE	JULY	AUG.	SEP.	OCT.	NOV.	DEC.
97.0 30.0	0.0	–	0.0	–	–	0.0	–	–	4.5	–	–	–
97.0 32.0	0.0	–	0.0	–	–	3.4	–	–	0.0	–	–	–
103.0 29.0	0.0	–	–	0.0	–	0.0	–	–	5.1	–	–	–
110.0 32.0	–	0.0	–	0.0	–	–	–	0.8	0.0	–	–	–
120.0 40.0	–	0.0	–	0.0	–	–	0.0	–	2.7	–	–	–
127.0 32.6	–	0.0	–	0.0	–	–	0.0	–	0.9	–	–	–
133.0 21.0	–	0.0	–	0.0	–	–	0.0	–	13.7	–	–	–
137.0 21.0	–	0.0	–	0.0	–	–	–	0.0	2.2	–	–	–
140.0 28.8	–	0.0	–	–	–	–	–	2.4	–	–	–	–

Exocoetidae

STATION	JAN.	FEB.	MAR.	APR.	MAY	JUNE	JULY	AUG.	SEP.	OCT.	NOV.	DEC.
107.0 65.0	–	0.0	–	0.0	–	0.0	–	–	3.3	–	–	–
133.0 21.0	–	0.0	–	0.0	–	–	0.0	–	2.3	–	–	–

Hemiramphidae

STATION	JAN.	FEB.	MAR.	APR.	MAY	JUNE	JULY	AUG.	SEP.	OCT.	NOV.	DEC.
140.0 28.8	–	0.0	–	–	–	–	–	1.0	–	–	–	–

Cololabis saira

STATION	JAN.	FEB.	MAR.	APR.	MAY	JUNE	JULY	AUG.	SEP.	OCT.	NOV.	DEC.
80.0 200.0	2.8	–	–	–	–	–	0.0	–	–	–	–	–
87.0 35.0	0.0	–	–	0.0	–	3.1	–	–	0.0	–	–	–
93.0 26.5	0.0	–	–	–	–	1.3	–	–	0.0	–	–	–
93.0 60.0	0.0	–	–	3.4	–	0.0	–	–	0.0	–	–	–
93.0 65.0	0.0	–	–	0.0	–	3.3	–	–	0.0	–	–	–
100.0 40.0	0.0	–	–	0.0	–	–	5.5	–	0.0	–	–	–
100.0 80.0	0.0	–	–	3.3	–	–	0.0	–	–	–	–	–
100.0 100.0	–	3.0	–	–	–	–	0.0	–	–	–	–	–
130.0 70.0	–	0.0	–	6.2	–	–	–	0.0	–	–	–	–

TABLE 4. (cont.)

Atherinidae

STATION		JAN.	FEB.	MAR.	APR.	MAY	JUNE	JULY	AUG.	SEP.	OCT.	NOV.	DEC.
67.0	47.3	0.0	–	–	5.3	–	–	–	–	–	–	–	–
67.0	48.0	0.0	–	–	1.3	–	–	0.0	–	–	–	–	–
96.8	28.7	0.0	–	1.1	–	–	0.0	–	–	0.0	–	–	–
97.0	29.0	0.0	–	2.4	–	–	0.0	–	–	0.0	–	–	–
107.0	30.0	–	0.0	–	67.3	–	0.0	–	–	0.0	–	–	–
107.0	31.0	–	0.0	–	8.5	–	0.0	–	–	0.0	–	–	–
113.0	28.5	–	7.0	–	0.0	–	0.0	–	–	0.0	–	–	–
117.0	25.0	–	0.0	–	0.0	–	–	2.4	–	0.0	–	–	–

Trachipteridae

STATION		JAN.	FEB.	MAR.	APR.	MAY	JUNE	JULY	AUG.	SEP.	OCT.	NOV.	DEC.
63.0	55.0	3.2	–	–	0.0	–	–	0.0	–	–	–	–	–
70.0	70.0	0.0	–	–	2.9	–	–	0.0	–	–	–	–	–
70.0	90.0	0.0	–	–	–	–	–	2.8	–	–	–	–	–
70.0	160.0	3.0	–	–	–	–	–	–	–	–	–	–	–
80.0	60.0	0.0	–	–	0.0	–	–	2.8	0.0	–	–	–	–
80.0	65.0	0.0	–	–	3.4	–	–	0.0	0.0	–	–	–	–
80.0	70.0	0.0	–	–	0.0	–	–	3.1	0.0	–	–	–	–
80.0	80.0	0.0	–	–	0.0	–	–	0.0	–	3.0	–	–	–
83.0	80.0	0.0	–	–	2.9	–	0.0	–	–	0.0	–	–	–
87.0	60.0	3.0	–	–	0.0	–	0.0	–	–	0.0	–	–	–
90.0	65.0	0.0	–	–	2.9	–	–	0.0	–	0.0	–	–	–
93.0	65.0	0.0	–	–	0.0	–	0.0	–	–	3.0	–	–	–
93.0	100.0	–	–	–	2.8	–	–	–	–	–	–	–	–
100.0	90.0	0.0	–	–	3.3	–	–	0.0	–	–	–	–	–
103.0	40.0	0.0	–	–	0.0	–	3.3	–	–	0.0	–	–	–
107.0	50.0	–	0.0	–	0.0	–	0.0	–	–	3.2	–	–	–
110.0	35.0	–	0.0	–	0.0	–	–	–	2.8	0.0	–	–	–
120.0	45.0	–	0.0	–	0.0	–	–	–	0.0	3.0	–	–	–
123.0	42.0	–	0.0	–	0.0	–	–	3.2	0.0	0.0	–	–	–

Melamphaes spp.

STATION		JAN.	FEB.	MAR.	APR.	MAY	JUNE	JULY	AUG.	SEP.	OCT.	NOV.	DEC.
60.0	140.0	0.0	–	–	–	–	–	5.2	–	–	–	–	–
60.0	160.0	3.2	–	–	–	–	–	0.0	–	–	–	–	–
60.0	200.0	3.1	–	–	–	–	–	8.2	–	–	–	–	–
63.0	80.0	–	–	–	5.9	–	–	–	–	–	–	–	–
67.0	55.0	3.3	–	–	0.0	–	–	0.0	–	–	–	–	–
70.0	52.0	0.0	–	–	2.6	–	–	–	–	–	–	–	–
70.0	53.0	0.0	–	–	8.1	–	–	5.8	–	–	–	–	–
70.0	70.0	0.0	–	–	8.7	–	–	0.0	–	–	–	–	–
70.0	80.0	2.8	–	–	2.7	–	–	3.2	–	–	–	–	–

TABLE 4. (cont.)

Melamphaes spp. (cont.)

STATION	JAN.	FEB.	MAR.	APR.	MAY	JUNE	JULY	AUG.	SEP.	OCT.	NOV.	DEC.
70.0 90.0	2.9	–	–	–	–	–	0.0	–	–	–	–	–
70.0 100.0	0.0	–	–	–	–	–	2.8	–	–	–	–	–
70.0 120.0	0.0	–	–	–	–	–	5.5	–	–	–	–	–
70.0 160.0	3.0	–	–	–	–	–	–	–	–	–	–	–
70.0 200.0	6.1	–	–	–	–	–	0.0	–	–	–	–	–
73.0 53.0	0.0	–	–	0.0	–	–	2.8	–	–	–	–	–
73.0 60.0	0.0	–	–	0.0	–	–	2.8	–	–	–	–	–
73.0 65.0	–	–	–	2.9	–	–	–	–	–	–	–	–
73.0 70.0	–	–	–	2.8	–	–	–	–	–	–	–	–
73.0 80.0	–	–	–	2.6	–	–	–	–	–	–	–	–
77.0 47.6	0.3	–	–	0.0	–	–	0.0	–	–	–	–	–
77.0 55.0	0.0	–	–	3.6	–	–	0.0	–	–	–	–	–
77.0 57.0	0.0	–	–	2.5	–	–	0.0	–	–	–	–	–
77.0 80.0	–	–	–	8.5	–	–	–	–	–	–	–	–
80.0 60.0	0.0	–	–	3.4	–	–	0.0	0.0	–	–	–	–
80.0 65.0	0.0	–	–	0.0	–	–	3.0	0.0	–	–	–	–
80.0 70.0	0.0	–	–	3.4	–	–	0.0	0.0	–	–	–	–
80.0 80.0	0.0	–	–	3.2	–	–	0.0	–	0.0	–	–	–
80.0 90.0	0.0	–	–	–	–	–	2.8	–	–	–	–	–
80.0 100.0	0.0	–	–	–	–	–	6.0	–	–	–	–	–
80.0 140.0	2.7	–	–	–	–	–	–	–	–	–	–	–
80.0 160.0	8.8	–	–	–	–	–	–	–	–	–	–	–
80.0 200.0	0.0	–	–	–	–	–	2.8	–	–	–	–	–
83.0 80.0	3.5	–	–	2.9	–	0.0	–	–	2.8	–	–	–
83.0 90.0	3.0	–	–	–	–	19.3	–	–	–	–	–	–
87.0 55.0	0.0	–	–	0.0	–	3.3	–	–	0.0	–	–	–
87.0 60.0	0.0	–	–	4.8	–	0.0	–	–	0.0	–	–	–
87.0 65.0	0.0	–	–	5.4	–	0.0	–	–	0.0	–	–	–
87.0 70.0	0.0	–	–	3.2	–	9.1	–	–	0.0	–	–	–
87.0 75.0	–	–	–	–	–	–	–	–	3.2	–	–	–
87.0 80.0	3.0	–	–	0.0	–	0.0	–	–	0.0	–	–	–
87.0 90.0	6.0	–	–	5.6	–	6.2	–	–	–	–	–	–
90.0 70.0	0.0	–	–	3.1	–	–	5.5	–	0.0	–	–	–
90.0 80.0	2.7	–	–	3.2	–	–	2.6	–	0.0	–	–	–
90.0 90.0	0.0	–	–	0.0	–	–	0.0	–	3.1	–	–	–
90.0 120.0	0.0	–	–	–	–	–	8.0	–	–	–	–	–
90.0 200.0	2.8	–	–	–	–	–	0.0	–	–	–	–	–
93.0 30.0	0.0	–	0.0	–	–	0.0	–	–	3.0	–	–	–
93.0 55.0	0.0	–	–	0.0	–	6.6	–	–	0.0	–	–	–
93.0 65.0	3.2	–	–	0.0	–	0.0	–	–	0.0	–	–	–
93.0 70.0	2.9	–	–	0.0	–	0.0	–	–	0.0	–	–	–
93.0 80.0	0.0	–	–	0.0	–	3.2	–	–	8.8	–	–	–
93.0 90.0	0.0	–	–	13.4	–	0.0	–	–	11.4	–	–	–
93.0 100.0	–	–	–	5.7	–	–	–	–	–	–	–	–
97.0 35.0	3.1	–	0.0	–	–	3.3	–	–	0.0	–	–	–
97.0 40.0	0.0	–	0.0	–	–	3.3	–	–	0.0	–	–	–

TABLE 4. (cont.)

Melamphaes spp. (cont.)

STATION		JAN.	FEB.	MAR.	APR.	MAY	JUNE	JULY	AUG.	SEP.	OCT.	NOV.	DEC.
97.0	45.0	0.0	–	3.5	–	–	0.0	–	–	0.0	–	–	–
97.0	50.0	0.0	–	0.0	–	–	3.3	–	–	3.0	–	–	–
97.0	65.0	0.0	–	0.0	–	–	3.0	–	–	0.0	–	–	–
97.0	70.0	3.0	–	–	–	–	0.0	–	–	0.0	–	–	–
97.0	80.0	3.3	–	–	–	–	3.2	–	–	5.8	–	–	–
97.0	95.0	–	–	–	3.6	–	–	–	–	–	–	–	–
100.0	40.0	0.0	–	–	9.7	–	–	2.8	–	0.0	–	–	–
100.0	50.0	0.0	–	–	6.0	–	–	0.0	–	0.0	–	–	–
100.0	60.0	0.0	–	–	3.3	–	–	0.0	–	0.0	–	–	–
100.0	65.0	0.0	–	–	3.2	–	–	0.0	–	3.0	–	–	–
100.0	70.0	0.0	–	–	0.0	–	–	0.0	–	3.1	–	–	–
100.0	75.0	–	–	–	3.4	–	–	–	–	–	–	–	–
103.0	45.0	0.0	–	–	3.0	–	0.0	–	–	0.0	–	–	–
103.0	60.0	0.0	–	–	0.0	–	0.0	–	–	6.2	–	–	–
103.0	70.0	0.0	–	–	12.4	–	0.0	–	–	0.0	–	–	–
103.0	85.0	–	–	–	2.9	–	–	–	–	–	–	–	–
107.0	55.0	–	0.0	–	3.2	–	0.0	–	–	0.0	–	–	–
107.0	60.0	–	3.0	–	0.0	–	0.0	–	–	0.0	–	–	–
107.0	70.0	–	0.0	–	0.0	–	0.0	–	–	3.0	–	–	–
107.0	75.0	–	–	–	3.1	–	–	–	–	–	–	–	–
107.0	80.0	–	2.9	–	0.0	–	6.4	–	–	–	–	–	–
110.0	40.0	–	0.0	–	0.0	–	–	–	8.5	0.0	–	–	–
110.0	45.0	–	0.0	–	0.0	–	–	–	2.6	0.0	–	–	–
110.0	65.0	–	2.7	–	2.9	–	–	–	0.0	0.0	–	–	–
110.0	70.0	–	2.8	–	0.0	–	–	–	0.0	–	–	–	–
110.0	75.0	–	–	–	3.2	–	–	–	–	–	–	–	–
110.0	80.0	–	2.6	–	0.0	–	–	0.0	–	–	–	–	–
110.0	90.0	–	2.6	–	0.0	–	–	0.0	–	–	–	–	–
110.0	140.0	–	2.7	–	–	–	–	0.0	–	–	–	–	–
113.0	35.0	–	0.0	–	0.0	–	0.0	–	–	3.0	–	–	–
113.0	45.0	–	0.0	–	0.0	–	0.0	–	–	2.5	–	–	–
113.0	50.0	–	0.0	–	0.0	–	0.0	–	–	12.0	–	–	–
113.0	55.0	–	0.0	–	0.0	–	5.9	–	–	0.0	–	–	–
117.0	50.0	–	0.0	–	0.0	–	–	3.3	–	2.8	–	–	–
117.0	55.0	–	0.0	–	0.0	–	–	3.3	–	2.9	–	–	–
117.0	70.0	–	0.0	–	2.8	–	0.0	–	–	–	–	–	–
117.0	85.0	–	–	–	5.8	–	–	–	–	–	–	–	–
117.0	90.0	–	0.0	–	0.0	–	3.3	–	–	–	–	–	–
120.0	50.0	–	0.0	–	0.0	–	–	–	3.0	0.0	–	–	–
120.0	60.0	–	0.0	–	0.0	–	–	–	2.8	0.0	–	–	–
120.0	65.0	–	0.0	–	0.0	–	–	–	2.7	–	–	–	–
123.0	50.0	–	2.9	–	0.0	–	–	11.4	–	0.0	–	–	–
123.0	55.0	–	0.0	–	0.0	–	–	2.8	–	0.0	–	–	–
123.0	60.0	–	0.0	–	–	–	–	2.7	–	0.0	–	–	–
123.0	80.0	–	0.0	–	3.1	–	–	0.0	–	–	–	–	–
127.0	40.0	–	1.5	–	0.0	–	–	0.0	0.0	0.0	–	–	–

TABLE 4. (cont.)

Melamphaes spp. (cont.)

STATION		JAN.	FEB.	MAR.	APR.	MAY	JUNE	JULY	AUG.	SEP.	OCT.	NOV.	DEC.
127.0	50.0	–	2.9	–	0.0	–	–	0.0	–	0.0	–	–	–
127.0	65.0	–	0.0	–	0.0	–	–	8.6	–	–	–	–	–
127.0	70.0	–	0.0	–	11.5	–	–	2.8	–	–	–	–	–
127.0	80.0	–	0.0	–	–	–	–	5.5	–	–	–	–	–
130.0	40.0	–	0.0	–	0.0	–	–	–	7.9	0.0	–	–	–
130.0	45.0	–	5.6	–	3.0	–	–	–	2.8	3.0	–	–	–
130.0	55.0	–	0.0	–	0.0	–	–	–	0.0	3.1	–	–	–
130.0	60.0	–	0.0	–	3.1	–	–	–	0.0	0.0	–	–	–
130.0	70.0	–	0.0	–	0.0	–	–	–	2.5	–	–	–	–
130.0	90.0	–	2.7	–	–	–	–	–	8.1	–	–	–	–
130.0	100.0	–	0.0	–	–	–	–	–	2.8	–	–	–	–
130.0	120.0	–	0.0	–	–	–	–	–	2.7	–	–	–	–
133.0	35.0	–	0.0	–	3.1	–	–	0.0	–	0.0	–	–	–
133.0	40.0	–	0.0	–	0.0	–	–	2.9	–	0.0	–	–	–
133.0	45.0	–	0.0	–	6.0	–	–	0.0	–	0.0	–	–	–
137.0	40.0	–	0.0	–	3.0	–	–	–	0.0	0.0	–	–	–
137.0	55.0	–	0.0	–	0.0	–	–	–	2.8	–	–	–	–
137.0	70.0	–	3.0	–	3.2	–	–	–	0.0	–	–	–	–

Poromitra spp.

STATION		JAN.	FEB.	MAR.	APR.	MAY	JUNE	JULY	AUG.	SEP.	OCT.	NOV.	DEC.
60.0	140.0	0.0	–	–	–	–	–	2.6	–	–	–	–	–
60.0	160.0	3.2	–	–	–	–	–	2.9	–	–	–	–	–
60.0	200.0	3.1	–	–	–	–	–	0.0	–	–	–	–	–
70.0	120.0	3.0	–	–	–	–	–	0.0	–	–	–	–	–
70.0	180.0	3.0	–	–	–	–	–	–	–	–	–	–	–
70.0	200.0	6.1	–	–	–	–	–	8.0	–	–	–	–	–
80.0	200.0	2.8	–	–	–	–	–	0.0	–	–	–	–	–
87.0	90.0	0.0	–	–	0.0	–	6.2	–	–	–	–	–	–
90.0	160.0	5.2	–	–	–	–	–	0.0	–	–	–	–	–
90.0	180.0	0.0	–	–	–	–	–	5.6	–	–	–	–	–
90.0	200.0	0.0	–	–	–	–	–	5.5	–	–	–	–	–
93.0	45.0	0.0	–	–	0.0	–	3.3	–	–	0.0	–	–	–
93.0	80.0	0.0	–	–	3.2	–	0.0	–	–	0.0	–	–	–
93.0	100.0	–	–	–	2.8	–	–	–	–	–	–	–	–
97.0	50.0	0.0	–	0.0	–	–	3.3	–	–	0.0	–	–	–
97.0	80.0	0.0	–	–	–	–	0.0	–	–	2.9	–	–	–
100.0	35.0	0.0	–	–	3.2	–	–	0.0	–	0.0	–	–	–
100.0	55.0	0.0	–	–	3.0	–	–	0.0	–	0.0	–	–	–
100.0	85.0	–	–	–	3.5	–	–	–	–	–	–	–	–
100.0	90.0	3.0	–	–	0.0	–	–	0.0	–	–	–	–	–
103.0	65.0	2.8	–	–	0.0	–	0.0	–	–	0.0	–	–	–
103.0	90.0	–	3.0	–	0.0	–	0.0	–	–	–	–	–	–
107.0	55.0	–	3.0	–	0.0	–	0.0	–	–	0.0	–	–	–

TABLE 4. (cont.)

Poromitra spp. (cont.)

STATION	JAN.	FEB.	MAR.	APR.	MAY	JUNE	JULY	AUG.	SEP.	OCT.	NOV.	DEC.
107.0 60.0	–	6.1	–	0.0	–	0.0	–	–	0.0	–	–	–
110.0 60.0	–	0.0	–	0.0	–	–	–	0.0	3.0	–	–	–
123.0 75.0	–	–	–	3.1	–	–	–	–	–	–	–	–
123.0 80.0	–	0.0	–	3.1	–	–	0.0	–	–	–	–	–
130.0 60.0	–	2.8	–	0.0	–	–	–	0.0	0.0	–	–	–
133.0 45.0	–	2.9	–	0.0	–	–	0.0	–	0.0	–	–	–
133.0 65.0	–	0.0	–	3.1	–	–	0.0	–	–	–	–	–

Scopeloberyx robustus

STATION	JAN.	FEB.	MAR.	APR.	MAY	JUNE	JULY	AUG.	SEP.	OCT.	NOV.	DEC.
60.0 200.0	0.0	–	–	–	–	–	13.7	–	–	–	–	–
70.0 200.0	0.0	–	–	–	–	–	10.6	–	–	–	–	–
80.0 160.0	8.8	–	–	–	–	–	–	–	–	–	–	–
80.0 200.0	0.0	–	–	–	–	–	5.6	–	–	–	–	–
90.0 120.0	0.0	–	–	–	–	–	2.7	–	–	–	–	–
90.0 140.0	0.0	–	–	–	–	–	2.7	–	–	–	–	–
90.0 180.0	0.0	–	–	–	–	–	5.6	–	–	–	–	–

Scopelogadus bispinosus

STATION	JAN.	FEB.	MAR.	APR.	MAY	JUNE	JULY	AUG.	SEP.	OCT.	NOV.	DEC.
60.0 140.0	0.0	–	–	–	–	–	5.2	–	–	–	–	–
70.0 160.0	3.0	–	–	–	–	–	–	–	–	–	–	–
80.0 80.0	3.0	–	–	0.0	–	–	0.0	–	0.0	–	–	–
90.0 70.0	0.0	–	–	0.0	–	–	5.5	–	0.0	–	–	–
90.0 100.0	0.0	–	–	0.0	–	–	5.5	–	–	–	–	–
100.0 65.0	0.0	–	–	0.0	–	–	0.0	–	3.0	–	–	–
103.0 65.0	0.0	–	–	3.2	–	0.0	–	–	0.0	–	–	–
110.0 40.0	–	0.0	–	0.0	–	–	–	2.8	0.0	–	–	–
110.0 120.0	–	5.2	–	–	–	–	0.0	–	–	–	–	–
120.0 100.0	–	3.0	–	–	–	–	–	0.0	–	–	–	–
127.0 80.0	–	0.0	–	–	–	–	5.5	–	–	–	–	–
130.0 70.0	–	0.0	–	0.0	–	–	–	2.5	–	–	–	–
130.0 120.0	–	0.0	–	–	–	–	–	2.7	–	–	–	–

Macroramphosus gracilis

STATION	JAN.	FEB.	MAR.	APR.	MAY	JUNE	JULY	AUG.	SEP.	OCT.	NOV.	DEC.
117.0 90.0	–	0.0	–	0.0	–	3.3	–	–	–	–	–	–
120.0 50.0	–	0.0	–	3.0	–	–	–	0.0	0.0	–	–	–
120.0 60.0	–	0.0	–	2.9	–	–	–	0.0	0.0	–	–	–
123.0 50.0	–	2.9	–	0.0	–	–	0.0	–	0.0	–	–	–

TABLE 4. (cont.)

Macroramphosus gracilis (cont.)

STATION		JAN.	FEB.	MAR.	APR.	MAY	JUNE	JULY	AUG.	SEP.	OCT.	NOV.	DEC.
127.0	65.0	–	0.0	–	2.9	–	–	0.0	–	–	–	–	–
133.0	45.0	–	0.0	–	3.0	–	–	0.0	–	0.0	–	–	–
133.0	50.0	–	0.0	–	5.9	–	–	0.0	–	0.0	–	–	–

Syngnathus spp.

STATION		JAN.	FEB.	MAR.	APR.	MAY	JUNE	JULY	AUG.	SEP.	OCT.	NOV.	DEC.
67.0	47.2	–	–	–	–	–	–	0.7	–	–	–	–	–
80.0	65.0	0.0	–	–	0.0	–	–	0.0	5.9	–	–	–	–
82.0	47.0	0.0	–	–	3.1	–	0.0	–	0.0	–	–	–	–
93.0	28.0	0.0	–	0.0	–	–	0.0	–	–	2.7	–	–	–
93.0	70.0	0.0	–	–	0.0	–	3.3	–	–	0.0	–	–	–
107.0	30.0	–	0.0	–	0.0	–	1.1	–	–	0.0	–	–	–
113.0	30.0	–	1.2	–	0.0	–	0.0	–	1.6	0.0	–	–	–
123.0	36.0	–	0.0	–	2.4	–	–	0.0	–	0.0	–	–	–
130.0	25.5	–	0.0	–	0.0	–	–	–	0.0	1.9	–	–	–
130.0	30.0	–	0.0	–	0.0	–	–	–	2.0	0.0	–	–	–
140.0	28.8	–	0.7	–	–	–	–	–	0.0	–	–	–	–

Agonidae

STATION		JAN.	FEB.	MAR.	APR.	MAY	JUNE	JULY	AUG.	SEP.	OCT.	NOV.	DEC.
67.0	50.0	0.0	–	–	2.7	–	–	0.0	–	–	–	–	–
70.0	50.0	0.0	–	–	0.0	–	–	3.1	–	–	–	–	–
80.0	50.2	0.0	–	–	0.0	–	–	0.4	0.0	–	–	–	–
80.0	52.0	0.0	–	–	13.3	–	–	0.0	0.0	–	–	–	–
83.0	43.0	11.8	–	–	2.8	–	0.0	–	–	0.0	–	–	–
87.0	40.0	0.0	–	–	4.1	–	0.0	–	–	0.0	–	–	–
93.0	27.0	0.0	–	0.0	–	–	0.0	–	–	2.2	–	–	–
96.8	28.7	2.4	–	0.0	–	–	0.0	–	–	0.0	–	–	–
97.0	29.0	0.0	–	2.4	–	–	0.0	–	–	0.0	–	–	–
97.0	32.0	0.0	–	3.1	–	–	0.0	–	–	0.0	–	–	–
103.0	28.5	2.5	–	–	0.0	–	0.0	–	–	0.0	–	–	–
103.0	29.0	0.0	–	–	0.0	–	1.7	–	–	0.0	–	–	–
107.0	30.0	–	0.0	–	0.0	–	3.3	–	–	0.0	–	–	–
110.0	32.0	–	2.0	–	0.0	–	–	–	0.8	0.0	–	–	–
113.0	28.5	–	0.0	–	0.0	–	1.3	–	–	0.0	–	–	–
113.0	29.0	–	0.0	–	4.9	–	1.8	–	–	0.0	–	–	–
113.0	30.0	–	1.2	–	0.0	–	0.0	–	0.0	0.0	–	–	–
115.0	35.0	–	0.0	–	–	–	–	–	2.6	0.0	–	–	–
120.0	25.0	–	0.0	–	2.7	–	–	0.0	–	0.0	–	–	–

TABLE 4. (cont.)

Cottidae

STATION		JAN.	FEB.	MAR.	APR.	MAY	JUNE	JULY	AUG.	SEP.	OCT.	NOV.	DEC.
60.0	50.0	2.6	-	-	-	-	-	0.0	-	-	-	-	-
63.0	49.7	4.1	-	-	0.9	-	-	-	-	-	-	-	-
63.0	50.0	4.1	-	-	0.0	-	-	0.0	-	-	-	-	-
63.0	51.0	2.6	-	-	0.0	-	-	0.0	-	-	-	-	-
63.0	52.0	17.4	-	-	4.1	-	-	0.0	-	-	-	-	-
63.0	55.0	0.0	-	-	0.0	-	-	2.8	-	-	-	-	-
67.0	47.3	0.7	-	-	0.0	-	-	-	-	-	-	-	-
67.0	49.0	0.0	-	-	0.0	-	-	3.1	-	-	-	-	-
70.0	50.0	0.0	-	-	42.4	-	-	0.0	-	-	-	-	-
73.0	49.4	0.0	-	-	0.7	-	-	0.0	-	-	-	-	-
73.0	50.0	0.0	-	-	2.8	-	-	0.0	-	-	-	-	-
77.0	47.6	0.3	-	-	3.2	-	-	0.0	-	-	-	-	-
77.0	48.0	1.2	-	-	0.6	-	-	0.0	-	-	-	-	-
77.0	49.0	-	-	-	0.7	-	-	7.0	-	-	-	-	-
83.0	51.0	0.0	-	-	2.6	-	15.8	-	-	0.0	-	-	-
83.0	70.0	0.0	-	-	0.0	-	0.0	-	-	2.8	-	-	-
87.0	40.0	0.0	-	-	0.0	-	3.3	-	-	0.0	-	-	-
87.0	50.0	3.9	-	-	0.0	-	0.0	-	-	0.0	-	-	-
90.0	27.5	0.6	-	-	0.0	-	-	0.0	-	0.0	-	-	-
90.0	28.0	0.0	-	-	0.0	-	-	4.7	-	0.0	-	-	-
93.0	27.0	0.0	-	0.0	-	-	0.0	-	-	2.2	-	-	-
96.8	28.7	3.5	-	0.0	-	-	1.0	-	-	0.0	-	-	-
97.0	30.0	0.0	-	7.6	-	-	0.0	-	-	0.0	-	-	-
97.0	32.0	0.0	-	18.6	-	-	0.0	-	-	0.0	-	-	-
100.0	35.0	0.0	-	-	0.0	-	-	2.8	-	0.0	-	-	-
103.0	28.5	1.3	-	-	5.4	-	0.0	-	-	0.0	-	-	-
113.0	29.0	-	2.2	-	0.0	-	0.0	-	-	0.0	-	-	-
117.0	24.8	-	1.0	-	0.0	-	-	0.0	-	0.0	-	-	-
130.0	25.5	-	0.6	-	0.0	-	-	-	0.0	0.0	-	-	-

Scorpaenichthys marmoratus

STATION		JAN.	FEB.	MAR.	APR.	MAY	JUNE	JULY	AUG.	SEP.	OCT.	NOV.	DEC.
60.0	51.0	1.6	-	-	-	-	-	0.0	-	-	-	-	-
63.0	50.0	0.8	-	-	0.0	-	-	0.0	-	-	-	-	-
63.0	51.0	2.6	-	-	0.0	-	-	0.0	-	-	-	-	-
67.0	49.0	3.2	-	-	0.0	-	-	0.0	-	-	-	-	-
70.0	50.0	2.9	-	-	0.0	-	-	0.0	-	-	-	-	-
70.0	51.0	0.0	-	-	2.8	-	-	0.0	-	-	-	-	-
73.0	49.4	0.3	-	-	0.0	-	-	0.0	-	-	-	-	-
73.0	50.0	4.6	-	-	0.0	-	-	0.0	-	-	-	-	-
73.0	51.0	6.2	-	-	0.0	-	-	0.0	-	-	-	-	-
73.0	53.0	5.5	-	-	0.0	-	-	0.0	-	-	-	-	-
77.0	47.6	0.6	-	-	0.0	-	-	0.0	-	-	-	-	-
77.0	48.0	0.3	-	-	0.0	-	-	0.0	-	-	-	-	-

TABLE 4. (cont.)

Scorpaenichthys marmoratus (cont.)

STATION		JAN.	FEB.	MAR.	APR.	MAY	JUNE	JULY	AUG.	SEP.	OCT.	NOV.	DEC.
77.0	51.0	5.9	–	–	0.0	–	–	0.0	–	–	–	–	–
80.0	50.2	1.8	–	–	0.0	–	–	0.0	0.0	–	–	–	–
83.0	55.0	0.0	–	–	3.2	–	0.0	–	–	0.0	–	–	–
93.0	26.5	2.4	–	–	–	–	0.0	–	–	0.0	–	–	–
97.0	30.0	2.2	–	0.0	–	–	0.0	–	–	0.0	–	–	–
100.0	29.0	3.8	–	–	0.0	–	–	0.0	–	0.0	–	–	–
110.0	35.0	–	2.8	–	0.0	–	–	–	0.0	0.0	–	–	–
117.0	30.0	–	0.0	–	0.0	–	–	0.0	–	7.8	–	–	–

Cyclopteridae

STATION		JAN.	FEB.	MAR.	APR.	MAY	JUNE	JULY	AUG.	SEP.	OCT.	NOV.	DEC.
60.0	51.0	1.6	–	–	–	–	–	0.0	–	–	–	–	–
63.0	49.7	3.5	–	–	0.0	–	–	–	–	–	–	–	–
63.0	50.0	0.8	–	–	0.0	–	–	0.0	–	–	–	–	–
67.0	47.2	–	–	–	–	–	–	0.7	–	–	–	–	–
67.0	70.0	–	–	–	2.8	–	–	–	–	–	–	–	–
70.0	50.0	0.0	–	–	2.2	–	–	0.0	–	–	–	–	–
77.0	48.0	0.0	–	–	0.0	–	–	0.6	–	–	–	–	–
80.0	50.2	0.0	–	–	0.0	–	–	0.4	0.0	–	–	–	–
83.0	51.0	0.0	–	–	2.6	–	9.5	–	–	0.0	–	–	–
96.8	28.7	0.0	–	0.0	–	–	3.0	–	–	0.0	–	–	–
103.0	28.5	1.3	–	–	0.0	–	0.0	–	–	0.0	–	–	–
103.0	29.0	0.0	–	–	0.0	–	1.7	–	–	0.0	–	–	–
107.0	30.0	–	0.0	–	0.0	–	1.1	–	–	0.0	–	–	–
113.0	29.0	–	0.0	–	1.2	–	1.8	–	–	0.0	–	–	–

Hexagrammidae

STATION		JAN.	FEB.	MAR.	APR.	MAY	JUNE	JULY	AUG.	SEP.	OCT.	NOV.	DEC.
77.0	48.0	0.6	–	–	0.0	–	–	0.0	–	–	–	–	–

Oxylebius pictus

STATION		JAN.	FEB.	MAR.	APR.	MAY	JUNE	JULY	AUG.	SEP.	OCT.	NOV.	DEC.
63.0	52.0	2.9	–	–	0.0	–	–	0.0	–	–	–	–	–
67.0	48.0	0.0	–	–	1.3	–	–	0.0	–	–	–	–	–
70.0	50.0	5.9	–	–	0.0	–	–	0.0	–	–	–	–	–
77.0	47.6	0.0	–	–	0.6	–	–	0.3	–	–	–	–	–
83.0	55.0	0.0	–	–	0.0	–	3.3	–	–	0.0	–	–	–
87.0	34.0	0.0	–	–	2.5	–	0.0	–	–	0.0	–	–	–
87.0	50.0	7.9	–	–	0.0	–	0.0	–	–	0.0	–	–	–
93.0	40.0	3.0	–	–	0.0	–	0.0	–	–	0.0	–	–	–

TABLE 4. (cont.)

Oxylebius pictus (cont.)

STATION		JAN.	FEB.	MAR.	APR.	MAY	JUNE	JULY	AUG.	SEP.	OCT.	NOV.	DEC.
100.0	35.0	0.0	–	–	0.0	–	–	2.8	–	0.0	–	–	–
107.0	31.0	–	2.2	–	0.0	–	0.0	–	–	0.0	–	–	–
110.0	40.0	–	2.8	–	0.0	–	–	–	0.0	0.0	–	–	–
117.0	24.8	–	1.0	–	0.0	–	–	0.0	–	0.0	–	–	–

Zaniolepis spp.

STATION		JAN.	FEB.	MAR.	APR.	MAY	JUNE	JULY	AUG.	SEP.	OCT.	NOV.	DEC.
60.0	52.0	2.3	–	–	–	–	–	0.0	–	–	–	–	–
77.0	48.0	0.0	–	–	0.6	–	–	0.0	–	–	–	–	–
93.0	30.0	3.0	–	0.0	–	–	0.0	–	–	0.0	–	–	–
97.0	29.0	0.0	–	0.0	–	–	2.6	–	–	0.0	–	–	–
97.0	30.0	2.2	–	0.0	–	–	0.0	–	–	0.0	–	–	–
120.0	35.0	–	3.0	–	0.0	–	–	0.0	–	0.0	–	–	–
123.0	36.0	–	5.3	–	0.0	–	–	0.0	–	0.0	–	–	–

Scorpaena spp.

STATION		JAN.	FEB.	MAR.	APR.	MAY	JUNE	JULY	AUG.	SEP.	OCT.	NOV.	DEC.
103.0	40.0	0.0	–	–	0.0	–	0.0	–	–	3.1	–	–	–
110.0	35.0	–	0.0	–	0.0	–	–	–	2.8	0.0	–	–	–
110.0	60.0	–	0.0	–	0.0	–	–	–	8.3	0.0	–	–	–
113.0	45.0	–	0.0	–	0.0	–	0.0	–	–	2.5	–	–	–
115.0	35.0	–	0.0	–	–	–	–	–	2.6	3.1	–	–	–
118.0	39.0	–	0.0	–	0.0	–	–	0.0	–	2.7	–	–	–
119.0	33.0	–	0.0	–	0.0	–	–	–	23.9	0.0	–	–	–
120.0	35.0	–	0.0	–	0.0	–	–	0.0	–	2.7	–	–	–
120.0	40.0	–	0.0	–	0.0	–	–	2.6	–	0.0	–	–	–
120.0	45.0	–	0.0	–	0.0	–	–	–	2.9	0.0	–	–	–
120.0	50.0	–	0.0	–	0.0	–	–	–	15.1	0.0	–	–	–
123.0	42.0	–	0.0	–	0.0	–	–	3.2	0.0	0.0	–	–	–
127.0	40.0	–	0.0	–	0.0	–	–	2.8	5.5	0.0	–	–	–
130.0	26.0	–	0.0	–	0.0	–	–	–	0.0	2.3	–	–	–
130.0	30.0	–	0.0	–	0.0	–	–	–	0.0	2.6	–	–	–
133.0	30.0	–	0.0	–	0.0	–	–	3.0	–	2.9	–	–	–
133.0	40.0	–	0.0	–	0.0	–	–	2.9	–	0.0	–	–	–
133.0	45.0	–	0.0	–	0.0	–	–	8.0	–	0.0	–	–	–
133.0	50.0	–	0.0	–	0.0	–	–	10.5	–	0.0	–	–	–
137.0	23.0	–	0.0	–	0.0	–	–	–	1.9	2.8	–	–	–
137.0	40.0	–	0.0	–	0.0	–	–	–	2.8	0.0	–	–	–

TABLE 4. (cont.)

Sebastes spp.

STATION		JAN.	FEB.	MAR.	APR.	MAY	JUNE	JULY	AUG.	SEP.	OCT.	NOV.	DEC.
60.0	49.5	1.7	–	–	–	–	–	–	–	–	–	–	–
60.0	50.0	6.5	–	–	–	–	–	0.0	–	–	–	–	–
60.0	51.0	129.6	–	–	–	–	–	4.0	–	–	–	–	–
60.0	52.0	101.3	–	–	–	–	–	0.0	–	–	–	–	–
60.0	55.0	970.3	–	–	–	–	–	78.6	–	–	–	–	–
60.0	60.0	10.6	–	–	–	–	–	2.8	–	–	–	–	–
60.0	70.0	3.2	–	–	–	–	–	19.7	–	–	–	–	–
60.0	80.0	10.2	–	–	–	–	–	6.1	–	–	–	–	–
60.0	90.0	6.7	–	–	–	–	–	8.3	–	–	–	–	–
60.0	120.0	0.0	–	–	–	–	–	2.7	–	–	–	–	–
63.0	49.7	7.5	–	–	1.8	–	–	–	–	–	–	–	–
63.0	50.0	59.0	–	–	4.8	–	–	0.0	–	–	–	–	–
63.0	51.0	81.5	–	–	8.7	–	–	7.2	–	–	–	–	–
63.0	52.0	745.3	–	–	47.1	–	–	7.1	–	–	–	–	–
63.0	55.0	1328.2	–	–	386.9	–	–	170.8	–	–	–	–	–
63.0	60.0	6.5	–	–	20.2	–	–	179.5	–	–	–	–	–
63.0	65.0	–	–	–	2.9	–	–	–	–	–	–	–	–
63.0	70.0	–	–	–	2.3	–	–	–	–	–	–	–	–
63.0	80.0	–	–	–	2.9	–	–	–	–	–	–	–	–
67.0	48.0	2.5	–	–	76.6	–	–	4.9	–	–	–	–	–
67.0	49.0	268.1	–	–	76.4	–	–	67.3	–	–	–	–	–
67.0	50.0	669.8	–	–	113.4	–	–	204.2	–	–	–	–	–
67.0	55.0	527.9	–	–	8.1	–	–	43.2	–	–	–	–	–
67.0	60.0	72.2	–	–	13.8	–	–	58.0	–	–	–	–	–
67.0	65.0	–	–	–	17.5	–	–	–	–	–	–	–	–
67.0	70.0	–	–	–	31.2	–	–	–	–	–	–	–	–
67.0	80.0	–	–	–	5.3	–	–	–	–	–	–	–	–
70.0	50.0	1535.3	–	–	33.5	–	–	18.8	–	–	–	–	–
70.0	51.0	586.4	–	–	88.3	–	–	55.1	–	–	–	–	–
70.0	52.0	315.0	–	–	134.2	–	–	–	–	–	–	–	–
70.0	53.0	171.1	–	–	40.5	–	–	23.0	–	–	–	–	–
70.0	55.0	66.7	–	–	–	–	–	–	–	–	–	–	–
70.0	60.0	8.6	–	–	11.4	–	–	10.6	–	–	–	–	–
70.0	65.0	–	–	–	43.0	–	–	–	–	–	–	–	–
70.0	70.0	51.5	–	–	8.7	–	–	3.1	–	–	–	–	–
70.0	80.0	0.0	–	–	5.5	–	–	0.0	–	–	–	–	–
73.0	49.4	41.2	–	–	16.6	–	–	0.0	–	–	–	–	–
73.0	50.0	1122.9	–	–	13.9	–	–	8.7	–	–	–	–	–
73.0	51.0	522.2	–	–	145.1	–	–	12.7	–	–	–	–	–
73.0	53.0	728.9	–	–	126.4	–	–	5.6	–	–	–	–	–
73.0	60.0	139.5	–	–	8.5	–	–	0.0	–	–	–	–	–
73.0	65.0	–	–	–	2.9	–	–	–	–	–	–	–	–
73.0	70.0	–	–	–	5.5	–	–	–	–	–	–	–	–
73.0	80.0	–	–	–	2.6	–	–	–	–	–	–	–	–
77.0	47.6	4.8	–	–	8.2	–	–	0.0	–	–	–	–	–
77.0	48.0	2.3	–	–	9.3	–	–	0.6	–	–	–	–	–

TABLE 4. (cont.)

Sebastes spp. (cont.)

STATION		JAN.	FEB.	MAR.	APR.	MAY	JUNE	JULY	AUG.	SEP.	OCT.	NOV.	DEC.
77.0	49.0	-	-	-	1.3	-	-	0.0	-	-	-	-	-
77.0	51.0	793.0	-	-	21.1	-	-	172.2	-	-	-	-	-
77.0	55.0	100.8	-	-	47.1	-	-	18.6	-	-	-	-	-
77.0	57.0	14.9	-	-	53.9	-	-	2.8	-	-	-	-	-
77.0	60.0	-	-	-	15.7	-	-	-	-	-	-	-	-
77.0	65.0	-	-	-	5.1	-	-	-	-	-	-	-	-
77.0	70.0	-	-	-	2.3	-	-	-	-	-	-	-	-
80.0	50.2	29.2	-	-	9.8	-	-	0.0	0.0	-	-	-	-
80.0	51.0	214.9	-	-	17.5	-	-	0.0	0.0	-	-	-	-
80.0	52.0	329.0	-	-	113.2	-	-	6.5	15.9	-	-	-	-
80.0	55.0	80.9	-	-	12.8	-	-	4.8	5.3	-	-	-	-
80.0	60.0	12.8	-	-	13.6	-	-	5.6	5.4	-	-	-	-
80.0	65.0	18.7	-	-	3.4	-	-	0.0	20.8	-	-	-	-
80.0	70.0	0.0	-	-	10.2	-	-	6.1	8.1	-	-	-	-
80.0	80.0	3.0	-	-	9.7	-	-	0.0	-	0.0	-	-	-
82.0	47.0	2.9	-	-	316.2	-	5.4	-	27.8	-	-	-	-
83.0	40.0	34.4	-	-	0.0	-	1.5	-	-	0.0	-	-	-
83.0	43.0	85.8	-	-	42.0	-	3.2	-	-	5.8	-	-	-
83.0	51.0	68.4	-	-	67.3	-	18.9	-	-	2.5	-	-	-
83.0	55.0	147.9	-	-	56.9	-	0.0	-	-	3.1	-	-	-
83.0	60.0	9.1	-	-	3.0	-	0.0	-	-	0.0	-	-	-
83.0	65.0	28.7	-	-	0.0	-	6.6	-	-	0.0	-	-	-
83.0	70.0	25.5	-	-	0.0	-	20.2	-	-	2.8	-	-	-
83.0	80.0	0.0	-	-	11.5	-	4.1	-	-	0.0	-	-	-
87.0	32.5	4.7	-	-	11.7	-	1.7	-	-	0.0	-	-	-
87.0	33.0	6.0	-	-	42.1	-	2.7	-	-	12.9	-	-	-
87.0	34.0	157.5	-	-	7.4	-	39.6	-	-	81.8	-	-	-
87.0	35.0	132.3	-	-	27.3	-	15.3	-	-	6.0	-	-	-
87.0	40.0	279.3	-	-	45.5	-	0.0	-	-	18.3	-	-	-
87.0	45.0	153.0	-	-	17.1	-	3.3	-	-	0.0	-	-	-
87.0	50.0	851.0	-	-	300.3	-	116.5	-	-	8.0	-	-	-
87.0	55.0	98.3	-	-	2.8	-	6.5	-	-	2.8	-	-	-
87.0	60.0	0.0	-	-	2.4	-	3.3	-	-	0.0	-	-	-
87.0	65.0	0.0	-	-	2.7	-	0.0	-	-	0.0	-	-	-
87.0	80.0	0.0	-	-	0.0	-	9.8	-	-	0.0	-	-	-
90.0	27.5	2.3	-	-	2.6	-	-	0.0	-	0.0	-	-	-
90.0	28.0	41.8	-	-	15.3	-	-	0.0	-	5.7	-	-	-
90.0	32.0	72.9	-	-	18.3	-	-	0.0	-	0.0	-	-	-
90.0	37.0	65.8	-	-	12.4	-	-	2.1	-	0.0	-	-	-
90.0	45.0	30.5	-	-	97.0	-	-	0.0	-	0.0	-	-	-
90.0	53.0	22.6	-	-	3.3	-	-	5.7	-	0.0	-	-	-
90.0	60.0	3.0	-	-	0.0	-	-	40.7	-	0.0	-	-	-
90.0	70.0	0.0	-	-	0.0	-	-	2.8	-	0.0	-	-	-
90.0	90.0	9.0	-	-	0.0	-	-	0.0	-	0.0	-	-	-
93.0	26.5	7.2	-	-	-	-	0.0	-	-	0.0	-	-	-
93.0	27.0	39.6	-	7.9	-	-	11.5	-	-	15.3	-	-	-

TABLE 4. (cont.)

Sebastes spp. (cont.)

STATION		JAN.	FEB.	MAR.	APR.	MAY	JUNE	JULY	AUG.	SEP.	OCT.	NOV.	DEC.
93.0	28.0	30.9	–	23.2	–	–	16.1	–	–	13.4	–	–	–
93.0	30.0	60.8	–	14.3	–	–	3.1	–	–	0.0	–	–	–
93.0	35.0	15.0	–	2.9	–	–	0.0	–	–	0.0	–	–	–
93.0	40.0	3.0	–	–	0.0	–	12.6	–	–	0.0	–	–	–
93.0	45.0	12.2	–	–	0.0	–	26.2	–	–	0.0	–	–	–
93.0	50.0	12.4	–	–	0.0	–	62.7	–	–	0.0	–	–	–
93.0	55.0	70.6	–	–	0.0	–	16.5	–	–	0.0	–	–	–
93.0	60.0	21.4	–	–	10.1	–	10.0	–	–	0.0	–	–	–
93.0	70.0	0.0	–	–	23.3	–	3.3	–	–	0.0	–	–	–
93.0	75.0	–	–	–	–	–	–	–	–	2.9	–	–	–
96.8	28.7	3.5	–	0.0	–	–	0.0	–	–	0.0	–	–	–
97.0	29.0	39.3	–	4.8	–	–	0.0	–	–	0.0	–	–	–
97.0	30.0	270.0	–	25.3	–	–	0.0	–	–	2.3	–	–	–
97.0	32.0	0.0	–	372.0	–	–	10.1	–	–	0.0	–	–	–
97.0	40.0	0.0	–	6.4	–	–	22.9	–	–	0.0	–	–	–
97.0	45.0	3.0	–	0.0	–	–	0.0	–	–	0.0	–	–	–
97.0	50.0	113.4	–	3.2	–	–	0.0	–	–	3.0	–	–	–
97.0	55.0	36.0	–	–	–	–	0.0	–	–	0.0	–	–	–
97.0	60.0	17.8	–	–	–	–	0.0	–	–	0.0	–	–	–
97.0	65.0	21.5	–	3.5	–	–	0.0	–	–	2.8	–	–	–
97.0	70.0	5.9	–	–	–	–	0.0	–	–	0.0	–	–	–
97.0	75.0	–	–	–	31.1	–	–	–	–	0.0	–	–	–
100.0	29.0	615.0	–	–	101.9	–	–	0.0	–	0.0	–	–	–
100.0	30.0	25.3	–	–	70.6	–	–	5.0	–	0.0	–	–	–
100.0	35.0	2.9	–	–	0.0	–	–	0.0	–	0.0	–	–	–
100.0	45.0	3.1	–	–	0.0	–	–	0.0	–	0.0	–	–	–
100.0	55.0	3.0	–	–	6.0	–	–	0.0	–	0.0	–	–	–
100.0	60.0	3.0	–	–	6.7	–	–	0.0	–	0.0	–	–	–
100.0	65.0	3.0	–	–	12.8	–	–	0.0	–	0.0	–	–	–
100.0	70.0	0.0	–	–	3.3	–	–	0.0	–	0.0	–	–	–
103.0	28.5	16.3	–	–	18.1	–	1.0	–	–	0.0	–	–	–
103.0	29.0	160.3	–	–	9.5	–	0.0	–	–	0.0	–	–	–
103.0	30.0	130.4	–	–	532.4	–	2.6	–	–	0.0	–	–	–
103.0	35.0	70.6	–	–	105.7	–	0.0	–	–	0.0	–	–	–
103.0	40.0	17.5	–	–	15.3	–	0.0	–	–	0.0	–	–	–
103.0	45.0	3.0	–	–	12.1	–	16.9	–	–	3.2	–	–	–
103.0	55.0	2.9	–	–	0.0	–	0.0	–	–	0.0	–	–	–
103.0	60.0	0.0	–	–	13.4	–	0.0	–	–	0.0	–	–	–
103.0	65.0	2.8	–	–	0.0	–	0.0	–	–	0.0	–	–	–
103.0	70.0	3.0	–	–	0.0	–	0.0	–	–	0.0	–	–	–
107.0	30.0	–	16.5	–	6.1	–	0.0	–	–	0.0	–	–	–
107.0	31.0	–	131.2	–	87.7	–	0.0	–	–	0.0	–	–	–
107.0	32.0	–	349.2	–	302.9	–	3.4	–	–	0.0	–	–	–
107.0	35.0	–	166.4	–	15.8	–	6.9	–	–	0.0	–	–	–
107.0	40.0	–	0.0	–	3.0	–	3.3	–	–	0.0	–	–	–
107.0	80.0	–	0.0	–	3.0	–	0.0	–	–	–	–	–	–

TABLE 4. (cont.)

Sebastes spp. (cont.)

STATION		JAN.	FEB.	MAR.	APR.	MAY	JUNE	JULY	AUG.	SEP.	OCT.	NOV.	DEC.
110.0	32.0	-	22.1	-	135.0	-	-	-	0.0	0.0	-	-	-
110.0	40.0	-	2.8	-	8.6	-	-	-	0.0	0.0	-	-	-
110.0	45.0	-	0.0	-	3.2	-	-	-	0.0	0.0	-	-	-
113.0	28.5	-	1.8	-	2.2	-	0.0	-	-	0.0	-	-	-
113.0	29.0	-	4.3	-	17.1	-	0.0	-	-	0.0	-	-	-
113.0	30.0	-	30.1	-	36.1	-	3.0	-	0.0	0.0	-	-	-
113.0	35.0	-	0.0	-	0.0	-	3.3	-	-	0.0	-	-	-
113.0	40.0	-	2.9	-	0.0	-	0.0	-	-	0.0	-	-	-
113.0	45.0	-	3.1	-	0.0	-	0.0	-	-	0.0	-	-	-
113.0	50.0	-	3.0	-	0.0	-	0.0	-	-	0.0	-	-	-
113.0	80.0	-	2.8	-	0.0	-	0.0	-	-	-	-	-	-
115.0	35.0	-	11.4	-	-	-	-	-	0.0	0.0	-	-	-
117.0	24.8	-	3.0	-	0.0	-	-	0.0	-	0.0	-	-	-
117.0	25.0	-	5.2	-	8.4	-	-	0.0	-	0.0	-	-	-
117.0	26.0	-	154.0	-	3.0	-	-	0.0	-	0.0	-	-	-
117.0	30.0	-	26.0	-	6.5	-	-	0.0	-	0.0	-	-	-
117.0	35.0	-	9.4	-	16.3	-	-	0.0	-	0.0	-	-	-
117.0	40.0	-	21.4	-	36.7	-	-	0.0	-	0.0	-	-	-
117.0	45.0	-	8.9	-	8.7	-	-	3.4	-	0.0	-	-	-
117.0	50.0	-	3.2	-	11.6	-	-	3.3	-	0.0	-	-	-
117.0	55.0	-	0.0	-	0.0	-	-	3.3	-	0.0	-	-	-
118.0	39.0	-	9.3	-	37.1	-	-	0.0	-	0.0	-	-	-
119.0	33.0	-	8.0	-	2.9	-	-	-	0.0	0.0	-	-	-
120.0	30.0	-	34.8	-	0.0	-	-	0.0	-	0.0	-	-	-
120.0	35.0	-	24.4	-	0.0	-	-	0.0	-	0.0	-	-	-
120.0	45.0	-	0.0	-	3.1	-	-	-	0.0	0.0	-	-	-
120.0	50.0	-	21.5	-	3.0	-	-	-	0.0	0.0	-	-	-
120.0	65.0	-	2.8	-	0.0	-	-	-	0.0	-	-	-	-
123.0	36.0	-	5.3	-	14.5	-	-	1.5	-	0.0	-	-	-
123.0	37.0	-	62.9	-	17.2	-	-	0.0	-	0.0	-	-	-
123.0	42.0	-	6.3	-	0.0	-	-	0.0	0.0	0.0	-	-	-
123.0	45.0	-	0.0	-	5.8	-	-	0.0	-	0.0	-	-	-
123.0	65.0	-	0.0	-	0.0	-	-	2.8	-	-	-	-	-
123.5	35.6	-	2.2	-	17.1	-	-	0.0	-	0.0	-	-	-
127.0	32.6	-	6.0	-	3.3	-	-	0.0	-	0.0	-	-	-
127.0	33.0	-	34.2	-	16.1	-	-	0.0	-	0.0	-	-	-
127.0	34.0	-	10.5	-	22.0	-	-	2.4	-	0.0	-	-	-
127.0	40.0	-	0.0	-	62.4	-	-	0.0	0.0	0.0	-	-	-
127.0	45.0	-	0.0	-	0.0	-	-	3.2	-	0.0	-	-	-
130.0	28.0	-	0.0	-	2.7	-	-	-	0.0	0.0	-	-	-
130.0	35.0	-	3.3	-	0.0	-	-	-	0.0	0.0	-	-	-
130.0	40.0	-	0.0	-	31.5	-	-	-	0.0	0.0	-	-	-
133.0	21.0	-	2.0	-	0.0	-	-	0.0	-	0.0	-	-	-
133.0	23.0	-	0.0	-	2.6	-	-	0.0	-	0.0	-	-	-
133.0	25.0	-	0.0	-	6.1	-	-	0.0	-	0.0	-	-	-
133.0	30.0	-	0.0	-	9.3	-	-	0.0	-	0.0	-	-	-

TABLE 4. (cont.)

Sebastes spp. (cont.)

STATION		JAN.	FEB.	MAR.	APR.	MAY	JUNE	JULY	AUG.	SEP.	OCT.	NOV.	DEC.
133.0	35.0	–	11.5	–	24.7	–	–	0.0	–	0.0	–	–	–
133.0	40.0	–	3.0	–	0.0	–	–	0.0	–	0.0	–	–	–
133.0	45.0	–	14.7	–	0.0	–	–	0.0	–	0.0	–	–	–
133.0	50.0	–	2.8	–	0.0	–	–	0.0	–	0.0	–	–	–
137.0	23.0	–	0.0	–	2.6	–	–	–	0.0	0.0	–	–	–
137.0	30.0	–	0.0	–	15.5	–	–	–	0.0	0.0	–	–	–
137.0	35.0	–	0.0	–	9.0	–	–	–	0.0	0.0	–	–	–

Sebastolobus spp.

STATION		JAN.	FEB.	MAR.	APR.	MAY	JUNE	JULY	AUG.	SEP.	OCT.	NOV.	DEC.
60.0	90.0	0.0	–	–	–	–	–	8.3	–	–	–	–	–
60.0	100.0	0.0	–	–	–	–	–	2.6	–	–	–	–	–
60.0	120.0	0.0	–	–	–	–	–	2.7	–	–	–	–	–
67.0	48.0	0.0	–	–	1.3	–	–	0.0	–	–	–	–	–
67.0	49.0	0.0	–	–	5.7	–	–	0.0	–	–	–	–	–
67.0	55.0	0.0	–	–	2.7	–	–	2.9	–	–	–	–	–
67.0	60.0	0.0	–	–	2.8	–	–	0.0	–	–	–	–	–
67.0	65.0	–	–	–	14.6	–	–	–	–	–	–	–	–
67.0	70.0	–	–	–	8.5	–	–	–	–	–	–	–	–
70.0	53.0	0.0	–	–	0.0	–	–	2.9	–	–	–	–	–
70.0	60.0	0.0	–	–	5.7	–	–	0.0	–	–	–	–	–
70.0	65.0	–	–	–	2.7	–	–	–	–	–	–	–	–
77.0	65.0	–	–	–	2.5	–	–	–	–	–	–	–	–
77.0	70.0	–	–	–	2.3	–	–	–	–	–	–	–	–
80.0	70.0	0.0	–	–	0.0	–	–	0.0	2.7	–	–	–	–
80.0	80.0	0.0	–	–	6.4	–	–	0.0	–	0.0	–	–	–
80.0	120.0	0.0	–	–	–	–	–	3.0	–	–	–	–	–
83.0	70.0	0.0	–	–	3.2	–	0.0	–	–	0.0	–	–	–
87.0	80.0	0.0	–	–	0.0	–	3.3	–	–	0.0	–	–	–

Prionotus spp.

STATION		JAN.	FEB.	MAR.	APR.	MAY	JUNE	JULY	AUG.	SEP.	OCT.	NOV.	DEC.
117.0	26.0	–	0.0	–	0.0	–	–	0.0	–	2.6	–	–	–
118.0	39.0	–	0.0	–	0.0	–	–	0.0	–	5.4	–	–	–
119.0	33.0	–	0.0	–	0.0	–	–	–	6.5	14.3	–	–	–
120.0	23.0	–	0.0	–	0.0	–	–	0.0	–	7.5	–	–	–
120.0	24.0	–	0.0	–	0.0	–	–	0.0	–	7.1	–	–	–
120.0	25.0	–	0.0	–	0.0	–	–	0.0	–	2.3	–	–	–
120.0	30.0	–	0.0	–	0.0	–	–	0.0	–	3.0	–	–	–
120.0	40.0	–	0.0	–	0.0	–	–	0.0	–	5.5	–	–	–
130.0	25.5	–	0.0	–	0.0	–	–	–	0.0	25.0	–	–	–
130.0	26.0	–	0.0	–	0.0	–	–	–	6.6	9.3	–	–	–

TABLE 4. (cont.)

Prionotus spp. (cont.)

STATION		JAN.	FEB.	MAR.	APR.	MAY	JUNE	JULY	AUG.	SEP.	OCT.	NOV.	DEC.
130.0	28.0	–	0.0	–	0.0	–	–	–	0.0	4.7	–	–	–
130.0	30.0	–	0.0	–	0.0	–	–	–	0.0	10.3	–	–	–
133.0	21.0	–	0.0	–	0.0	–	–	0.0	–	52.7	–	–	–
133.0	23.0	–	0.0	–	0.0	–	–	0.0	–	45.0	–	–	–
133.0	25.0	–	0.0	–	0.0	–	–	0.0	–	20.6	–	–	–
133.0	30.0	–	0.0	–	0.0	–	–	0.0	–	17.2	–	–	–
133.0	35.0	–	0.0	–	0.0	–	–	0.0	–	8.9	–	–	–
137.0	20.0	–	0.0	–	0.0	–	–	–	0.0	3.8	–	–	–
137.0	21.0	–	0.0	–	0.0	–	–	–	20.5	21.6	–	–	–
137.0	22.0	–	0.0	–	0.0	–	–	–	194.7	42.8	–	–	–
137.0	23.0	–	0.0	–	0.0	–	–	–	53.2	74.5	–	–	–
137.0	30.0	–	0.0	–	0.0	–	–	–	0.0	79.3	–	–	–
140.0	28.8	–	0.0	–	–	–	–	–	7.7	–	–	–	–
140.0	29.0	–	0.0	–	–	–	–	–	201.9	–	–	–	–
140.0	30.0	–	0.0	–	–	–	–	–	2.8	–	–	–	–

Blennioidei

STATION		JAN.	FEB.	MAR.	APR.	MAY	JUNE	JULY	AUG.	SEP.	OCT.	NOV.	DEC.
60.0	55.0	6.2	–	–	–	–	–	0.0	–	–	–	–	–
77.0	47.6	0.0	–	–	6.3	–	–	0.0	–	–	–	–	–
77.0	48.0	0.0	–	–	5.6	–	–	0.0	–	–	–	–	–
97.0	30.0	2.2	–	0.0	–	–	0.0	–	–	0.0	–	–	–

Hypsoblennius spp.

STATION		JAN.	FEB.	MAR.	APR.	MAY	JUNE	JULY	AUG.	SEP.	OCT.	NOV.	DEC.
77.0	47.6	0.0	–	–	0.0	–	–	0.3	–	–	–	–	–
77.0	48.0	0.0	–	–	0.0	–	–	1.2	–	–	–	–	–
80.0	51.0	0.0	–	–	0.0	–	–	1.6	0.0	–	–	–	–
83.0	39.0	0.0	–	–	–	–	0.0	–	–	19.3	–	–	–
83.0	40.0	0.0	–	–	0.0	–	1.5	–	–	2.4	–	–	–
83.0	43.0	0.0	–	–	0.0	–	0.0	–	–	5.8	–	–	–
87.0	32.5	0.0	–	–	0.0	–	0.0	–	–	16.6	–	–	–
87.0	33.0	0.0	–	–	0.0	–	0.0	–	–	5.2	–	–	–
87.0	34.0	0.0	–	–	0.0	–	0.0	–	–	21.1	–	–	–
87.0	35.0	0.0	–	–	0.0	–	0.0	–	–	6.0	–	–	–
87.0	40.0	0.0	–	–	0.0	–	0.0	–	–	12.2	–	–	–
87.0	45.0	0.0	–	–	0.0	–	0.0	–	–	6.4	–	–	–
90.0	27.5	0.0	–	–	0.0	–	–	12.2	–	16.9	–	–	–
90.0	28.0	0.0	–	–	0.0	–	–	7.0	–	0.0	–	–	–
90.0	37.0	0.0	–	–	0.0	–	–	0.0	–	2.9	–	–	–
93.0	26.5	0.0	–	–	–	–	12.6	–	–	31.6	–	–	–
93.0	27.0	0.0	–	0.0	–	–	8.6	–	–	0.0	–	–	–

TABLE 4. (cont.)

Hypsoblennius spp. (cont.)

STATION		JAN.	FEB.	MAR.	APR.	MAY	JUNE	JULY	AUG.	SEP.	OCT.	NOV.	DEC.
93.0	28.0	0.0	–	0.0	–	–	22.5	–	–	13.4	–	–	–
93.0	30.0	0.0	–	0.0	–	–	3.1	–	–	0.0	–	–	–
96.8	28.7	0.0	–	0.0	–	–	0.0	–	–	16.7	–	–	–
97.0	29.0	0.0	–	0.0	–	–	0.0	–	–	12.2	–	–	–
97.0	30.0	0.0	–	0.0	–	–	0.0	–	–	11.4	–	–	–
100.0	29.0	0.0	–	–	0.0	–	–	0.0	–	4.2	–	–	–
103.0	28.5	0.0	–	–	0.0	–	0.0	–	–	5.0	–	–	–
103.0	29.0	0.0	–	–	0.0	–	0.0	–	–	5.1	–	–	–
107.0	30.0	–	0.0	–	0.0	–	0.0	–	–	0.6	–	–	–
107.0	31.0	–	0.0	–	0.0	–	1.9	–	–	2.4	–	–	–
110.0	32.0	–	0.0	–	0.0	–	–	–	0.0	0.9	–	–	–
110.0	35.0	–	0.0	–	0.0	–	–	–	2.8	0.0	–	–	–
110.0	40.0	–	0.0	–	0.0	–	–	–	0.0	3.1	–	–	–
113.0	28.5	–	0.0	–	0.0	–	1.3	–	–	5.6	–	–	–
113.0	29.0	–	0.0	–	0.0	–	5.4	–	–	1.8	–	–	–
117.0	24.8	–	0.0	–	0.0	–	–	0.0	–	1.1	–	–	–
117.0	26.0	–	0.0	–	0.0	–	–	0.0	–	5.3	–	–	–
117.0	35.0	–	0.0	–	0.0	–	–	0.0	–	5.8	–	–	–
118.0	39.0	–	0.0	–	0.0	–	–	0.0	–	5.4	–	–	–
119.0	33.0	–	0.0	–	0.0	–	–	–	4.3	0.0	–	–	–
120.0	22.5	–	0.0	–	2.0	–	–	1.0	–	0.0	–	–	–
120.0	24.0	–	0.0	–	0.0	–	–	1.2	–	2.4	–	–	–
120.0	40.0	–	0.0	–	0.0	–	–	0.0	–	2.7	–	–	–
123.0	37.0	–	0.0	–	0.0	–	–	2.3	–	0.0	–	–	–
127.0	32.6	–	0.0	–	0.0	–	–	1.4	–	0.9	–	–	–
127.0	33.0	–	0.0	–	0.0	–	–	0.0	–	2.6	–	–	–
127.0	40.0	–	0.0	–	0.0	–	–	8.5	0.0	0.0	–	–	–
130.0	25.5	–	0.0	–	3.6	–	–	–	8.1	7.7	–	–	–
130.0	26.0	–	0.0	–	4.8	–	–	–	0.8	11.6	–	–	–
130.0	30.0	–	0.0	–	0.0	–	–	–	2.0	7.7	–	–	–
133.0	19.5	–	0.0	–	0.0	–	–	0.0	–	13.3	–	–	–
133.0	21.0	–	0.0	–	0.0	–	–	4.0	–	4.6	–	–	–
133.0	23.0	–	0.0	–	0.0	–	–	0.0	–	2.5	–	–	–
133.0	25.0	–	2.7	–	0.0	–	–	0.0	–	0.0	–	–	–
133.0	30.0	–	0.0	–	0.0	–	–	3.0	–	0.0	–	–	–
137.0	20.0	–	3.6	–	0.0	–	–	–	0.0	0.0	–	–	–
137.0	21.0	–	0.0	–	0.0	–	–	–	0.0	2.2	–	–	–
137.0	22.0	–	0.0	–	0.0	–	–	–	4.3	0.0	–	–	–
137.0	23.0	–	0.0	–	0.0	–	–	–	1.9	0.0	–	–	–
140.0	28.8	–	0.0	–	–	–	–	–	1.4	–	–	–	–

Clinidae

STATION		JAN.	FEB.	MAR.	APR.	MAY	JUNE	JULY	AUG.	SEP.	OCT.	NOV.	DEC.
60.0	50.0	2.6	–	–	–	–	–	0.0	–	–	–	–	–

TABLE 4. (cont.)

Clinidae (cont.)

STATION		JAN.	FEB.	MAR.	APR.	MAY	JUNE	JULY	AUG.	SEP.	OCT.	NOV.	DEC.
63.0	49.7	11.0	-	-	0.9	-	-	-	-	-	-	-	-
63.0	50.0	21.3	-	-	1.6	-	-	0.0	-	-	-	-	-
63.0	51.0	26.3	-	-	0.0	-	-	0.0	-	-	-	-	-
67.0	48.0	1.2	-	-	1.3	-	-	0.0	-	-	-	-	-
70.0	50.0	0.0	-	-	2.2	-	-	0.0	-	-	-	-	-
73.0	49.4	0.3	-	-	2.1	-	-	0.0	-	-	-	-	-
77.0	47.6	0.3	-	-	1.3	-	-	0.0	-	-	-	-	-
77.0	48.0	0.3	-	-	4.3	-	-	0.0	-	-	-	-	-
77.0	49.0	-	-	-	0.7	-	-	0.0	-	-	-	-	-
80.0	50.2	0.0	-	-	0.8	-	-	0.0	0.0	-	-	-	-
80.0	51.0	0.0	-	-	3.5	-	-	0.0	0.0	-	-	-	-
83.0	43.0	0.0	-	-	2.8	-	6.3	-	-	2.9	-	-	-
83.0	51.0	0.0	-	-	0.0	-	85.1	-	-	0.0	-	-	-
83.0	55.0	0.0	-	-	0.0	-	16.6	-	-	0.0	-	-	-
87.0	40.0	5.7	-	-	0.0	-	0.0	-	-	0.0	-	-	-
87.0	50.0	7.9	-	-	0.0	-	2.7	-	-	0.0	-	-	-
93.0	26.5	0.0	-	-	-	-	1.3	-	-	0.0	-	-	-
97.0	29.0	0.0	-	0.0	-	-	2.6	-	-	0.0	-	-	-
97.0	30.0	0.0	-	2.5	-	-	0.0	-	-	0.0	-	-	-
100.0	29.0	0.0	-	-	0.0	-	-	4.2	-	0.0	-	-	-
103.0	28.5	2.5	-	-	1.8	-	0.0	-	-	3.0	-	-	-
103.0	29.0	2.3	-	-	0.0	-	0.0	-	-	1.7	-	-	-
103.0	30.0	2.5	-	-	3.1	-	0.0	-	-	0.0	-	-	-
103.0	45.0	0.0	-	-	0.0	-	6.8	-	-	0.0	-	-	-
107.0	30.0	-	0.0	-	0.0	-	1.1	-	-	0.0	-	-	-
107.0	32.0	-	3.1	-	0.0	-	0.0	-	-	0.0	-	-	-
110.0	32.0	-	2.0	-	0.0	-	-	-	0.0	0.0	-	-	-
113.0	28.5	-	0.0	-	0.0	-	1.3	-	-	0.0	-	-	-
113.0	29.0	-	6.5	-	2.4	-	5.4	-	-	0.0	-	-	-
113.0	30.0	-	3.7	-	0.0	-	0.0	-	0.0	0.0	-	-	-
117.0	26.0	-	2.8	-	0.0	-	-	0.0	-	0.0	-	-	-
120.0	24.0	-	0.0	-	0.0	-	-	0.0	-	2.4	-	-	-
120.0	40.0	-	5.3	-	1.9	-	-	0.0	-	0.0	-	-	-
123.0	36.0	-	0.0	-	7.2	-	-	0.0	-	0.0	-	-	-
123.0	37.0	-	0.0	-	2.5	-	-	0.0	-	0.0	-	-	-
123.5	35.6	-	2.2	-	6.1	-	-	0.0	-	0.0	-	-	-
127.0	32.6	-	0.0	-	0.0	-	-	0.0	-	13.1	-	-	-
127.0	33.0	-	0.0	-	0.0	-	-	0.0	-	5.2	-	-	-
127.0	34.0	-	0.0	-	0.0	-	-	0.0	-	9.0	-	-	-
130.0	25.5	-	0.0	-	0.0	-	-	-	1.6	0.0	-	-	-
130.0	26.0	-	0.0	-	0.0	-	-	-	0.0	2.3	-	-	-
133.0	19.5	-	0.0	-	0.0	-	-	0.0	-	1.2	-	-	-
137.0	22.0	-	0.0	-	0.0	-	-	-	0.0	2.0	-	-	-
137.0	30.0	-	0.0	-	0.0	-	-	-	0.0	3.0	-	-	-
140.0	28.8	-	0.0	-	-	-	-	-	4.3	-	-	-	-
140.0	29.0	-	0.0	-	-	-	-	-	2.0	-	-	-	-

TABLE 4. (cont.)

Gobiidae

STATION		JAN.	FEB.	MAR.	APR.	MAY	JUNE	JULY	AUG.	SEP.	OCT.	NOV.	DEC.
60.0	49.5	1.7	–	–	–	–	–	–	–	–	–	–	–
60.0	50.0	14.3	–	–	–	–	–	0.0	–	–	–	–	–
60.0	51.0	19.4	–	–	–	–	–	2.0	–	–	–	–	–
60.0	52.0	6.8	–	–	–	–	–	0.0	–	–	–	–	–
63.0	50.0	0.0	–	–	1.6	–	–	0.0	–	–	–	–	–
63.0	51.0	0.0	–	–	0.0	–	–	4.8	–	–	–	–	–
63.0	52.0	0.0	–	–	2.0	–	–	0.0	–	–	–	–	–
67.0	48.0	1.2	–	–	0.0	–	–	0.0	–	–	–	–	–
67.0	50.0	2.3	–	–	0.0	–	–	0.0	–	–	–	–	–
67.0	60.0	0.0	–	–	2.8	–	–	0.0	–	–	–	–	–
67.0	65.0	–	–	–	2.9	–	–	–	–	–	–	–	–
70.0	51.0	0.0	–	–	2.8	–	–	0.0	–	–	–	–	–
70.0	52.0	0.0	–	–	2.6	–	–	–	–	–	–	–	–
70.0	53.0	0.0	–	–	2.7	–	–	0.0	–	–	–	–	–
70.0	55.0	2.9	–	–	–	–	–	–	–	–	–	–	–
70.0	60.0	0.0	–	–	2.9	–	–	0.0	–	–	–	–	–
70.0	65.0	–	–	–	2.7	–	–	–	–	–	–	–	–
73.0	51.0	0.0	–	–	2.8	–	–	0.0	–	–	–	–	–
73.0	53.0	2.7	–	–	0.0	–	–	0.0	–	–	–	–	–
80.0	65.0	0.0	–	–	0.0	–	–	0.0	5.9	–	–	–	–
82.0	47.0	0.0	–	–	0.0	–	2.7	–	2.5	–	–	–	–
83.0	43.0	0.0	–	–	0.0	–	6.3	–	–	14.4	–	–	–
83.0	51.0	0.0	–	–	2.6	–	0.0	–	–	0.0	–	–	–
83.0	70.0	0.0	–	–	0.0	–	3.4	–	–	0.0	–	–	–
87.0	33.0	2.0	–	–	0.0	–	0.0	–	–	0.0	–	–	–
87.0	34.0	0.0	–	–	0.0	–	0.0	–	–	7.9	–	–	–
87.0	50.0	0.0	–	–	0.0	–	2.7	–	–	0.0	–	–	–
90.0	27.5	0.6	–	–	1.3	–	–	0.0	–	0.0	–	–	–
90.0	37.0	0.0	–	–	3.1	–	–	2.1	–	0.0	–	–	–
90.0	60.0	0.0	–	–	0.0	–	–	2.7	–	0.0	–	–	–
93.0	26.5	0.0	–	–	–	–	10.1	–	–	19.0	–	–	–
93.0	27.0	0.0	–	0.0	–	–	8.6	–	–	4.4	–	–	–
93.0	28.0	0.0	–	0.0	–	–	0.0	–	–	2.7	–	–	–
93.0	50.0	0.0	–	–	0.0	–	0.0	–	–	5.8	–	–	–
97.0	29.0	0.0	–	2.4	–	–	0.0	–	–	0.0	–	–	–
97.0	30.0	0.0	–	2.5	–	–	0.0	–	–	0.0	–	–	–
97.0	32.0	0.0	–	18.6	–	–	0.0	–	–	0.0	–	–	–
97.0	40.0	0.0	–	0.0	–	–	0.0	–	–	3.0	–	–	–
97.0	45.0	0.0	–	0.0	–	–	0.0	–	–	6.1	–	–	–
100.0	50.0	0.0	–	–	0.0	–	–	2.9	–	0.0	–	–	–
103.0	28.5	2.5	–	–	0.0	–	0.0	–	–	1.0	–	–	–
103.0	29.0	0.0	–	–	0.0	–	0.0	–	–	25.7	–	–	–
103.0	30.0	7.4	–	–	0.0	–	0.0	–	–	15.5	–	–	–
103.0	35.0	5.9	–	–	6.2	–	0.0	–	–	0.0	–	–	–
103.0	45.0	0.0	–	–	0.0	–	3.4	–	–	0.0	–	–	–
107.0	31.0	–	0.0	–	0.0	–	0.0	–	–	26.2	–	–	–

TABLE 4. (cont.)

Gobiidae (cont.)

STATION		JAN.	FEB.	MAR.	APR.	MAY	JUNE	JULY	AUG.	SEP.	OCT.	NOV.	DEC.
107.0	32.0	–	6.2	–	9.2	–	3.4	–	–	0.0	–	–	–
107.0	35.0	–	3.2	–	0.0	–	0.0	–	–	0.0	–	–	–
107.0	70.0	–	0.0	–	0.0	–	0.0	–	–	3.0	–	–	–
110.0	32.0	–	0.0	–	0.0	–	–	–	0.0	2.6	–	–	–
113.0	29.0	–	0.0	–	0.0	–	0.0	–	–	1.8	–	–	–
113.0	50.0	–	3.0	–	0.0	–	0.0	–	–	0.0	–	–	–
115.0	35.0	–	0.0	–	–	–	–	–	0.0	3.1	–	–	–
117.0	35.0	–	0.0	–	0.0	–	–	0.0	–	2.9	–	–	–
117.0	40.0	–	0.0	–	0.0	–	–	0.0	–	3.1	–	–	–
118.0	39.0	–	0.0	–	0.0	–	–	0.0	–	2.7	–	–	–
120.0	22.5	–	0.0	–	0.0	–	–	0.0	–	15.7	–	–	–
120.0	23.0	–	0.0	–	2.8	–	–	0.0	–	0.0	–	–	–
120.0	24.0	–	47.7	–	0.0	–	–	0.0	–	4.8	–	–	–
120.0	25.0	–	7.3	–	2.7	–	–	0.0	–	0.0	–	–	–
120.0	35.0	–	0.0	–	0.0	–	–	2.6	–	2.7	–	–	–
120.0	40.0	–	0.0	–	0.0	–	–	0.0	–	10.9	–	–	–
120.0	60.0	–	0.0	–	0.0	–	–	–	0.0	3.1	–	–	–
123.5	35.6	–	0.0	–	0.0	–	–	0.0	–	4.3	–	–	–
127.0	32.6	–	0.0	–	1.7	–	–	0.0	–	58.3	–	–	–
127.0	33.0	–	2.8	–	0.0	–	–	0.0	–	2.6	–	–	–
127.0	34.0	–	0.0	–	0.0	–	–	0.0	–	3.0	–	–	–
130.0	25.5	–	0.0	–	0.0	–	–	–	4.9	0.0	–	–	–
130.0	28.0	–	0.0	–	0.0	–	–	–	0.0	2.4	–	–	–
130.0	30.0	–	0.0	–	0.0	–	–	–	0.0	5.2	–	–	–
133.0	19.5	–	30.6	–	0.0	–	–	2.5	–	6.1	–	–	–
133.0	21.0	–	8.0	–	0.0	–	–	2.0	–	18.3	–	–	–
133.0	23.0	–	0.0	–	0.0	–	–	0.0	–	2.5	–	–	–
133.0	30.0	–	0.0	–	0.0	–	–	0.0	–	5.7	–	–	–
133.0	35.0	–	0.0	–	0.0	–	–	0.0	–	8.9	–	–	–
137.0	20.0	–	0.0	–	0.0	–	–	–	1.3	3.8	–	–	–
137.0	21.0	–	0.0	–	0.0	–	–	–	2.7	0.0	–	–	–
137.0	23.0	–	0.0	–	0.0	–	–	–	0.0	5.5	–	–	–
137.0	30.0	–	0.0	–	0.0	–	–	–	0.0	9.1	–	–	–
140.0	28.8	–	3.4	–	–	–	–	–	2.9	–	–	–	–
140.0	29.0	–	2.3	–	–	–	–	–	0.0	–	–	–	–

Labridae

STATION		JAN.	FEB.	MAR.	APR.	MAY	JUNE	JULY	AUG.	SEP.	OCT.	NOV.	DEC.
133.0	30.0	–	0.0	–	0.0	–	–	0.0	–	11.4	–	–	–
133.0	35.0	–	0.0	–	0.0	–	–	0.0	–	3.0	–	–	–
137.0	22.0	–	0.0	–	0.0	–	–	–	0.0	2.0	–	–	–
137.0	23.0	–	0.0	–	0.0	–	–	–	0.0	2.8	–	–	–
137.0	30.0	–	0.0	–	0.0	–	–	–	0.0	6.1	–	–	–
137.0	35.0	–	0.0	–	0.0	–	–	–	0.0	9.3	–	–	–

TABLE 4. (cont.)

Labridae (cont.)

STATION		JAN.	FEB.	MAR.	APR.	MAY	JUNE	JULY	AUG.	SEP.	OCT.	NOV.	DEC.
137.0	40.0	-	0.0	-	0.0	-	-	-	0.0	3.0	-	-	-

Halichoeres spp.

STATION		JAN.	FEB.	MAR.	APR.	MAY	JUNE	JULY	AUG.	SEP.	OCT.	NOV.	DEC.
117.0	24.8	-	0.0	-	0.0	-	-	5.7	-	0.0	-	-	-
117.0	26.0	-	0.0	-	0.0	-	-	0.0	-	7.9	-	-	-
117.0	40.0	-	0.0	-	0.0	-	-	0.0	-	9.3	-	-	-
117.0	45.0	-	0.0	-	0.0	-	-	0.0	-	34.7	-	-	-
118.0	39.0	-	0.0	-	0.0	-	-	5.6	-	136.0	-	-	-
120.0	22.5	-	0.0	-	0.0	-	-	17.5	-	4.7	-	-	-
120.0	23.0	-	0.0	-	0.0	-	-	10.3	-	5.6	-	-	-
120.0	24.0	-	0.0	-	0.0	-	-	1.2	-	4.8	-	-	-
120.0	25.0	-	0.0	-	0.0	-	-	0.0	-	7.0	-	-	-
120.0	30.0	-	0.0	-	0.0	-	-	0.0	-	9.0	-	-	-
120.0	35.0	-	0.0	-	0.0	-	-	2.6	-	2.7	-	-	-
120.0	40.0	-	0.0	-	0.0	-	-	5.2	-	2.7	-	-	-
123.5	35.6	-	0.0	-	0.0	-	-	0.0	-	4.3	-	-	-
127.0	32.6	-	0.0	-	0.0	-	-	0.0	-	1.7	-	-	-
127.0	33.0	-	0.0	-	0.0	-	-	0.0	-	5.2	-	-	-
127.0	45.0	-	0.0	-	0.0	-	-	3.2	-	0.0	-	-	-
130.0	25.5	-	0.0	-	0.0	-	-	-	8.1	0.0	-	-	-
130.0	26.0	-	0.0	-	0.0	-	-	-	11.6	27.8	-	-	-
130.0	28.0	-	0.0	-	0.0	-	-	-	5.0	4.7	-	-	-
130.0	30.0	-	0.0	-	0.0	-	-	-	0.0	18.1	-	-	-
130.0	45.0	-	0.0	-	0.0	-	-	-	0.0	3.0	-	-	-
130.0	55.0	-	0.0	-	0.0	-	-	-	0.0	3.1	-	-	-
133.0	21.0	-	0.0	-	0.0	-	-	0.0	-	18.3	-	-	-
133.0	23.0	-	0.0	-	0.0	-	-	0.0	-	12.5	-	-	-
133.0	25.0	-	0.0	-	0.0	-	-	0.0	-	29.4	-	-	-
137.0	21.0	-	0.0	-	0.0	-	-	-	1.4	6.5	-	-	-
137.0	22.0	-	0.0	-	0.0	-	-	-	2.1	0.0	-	-	-

Oxyjulis californica

STATION		JAN.	FEB.	MAR.	APR.	MAY	JUNE	JULY	AUG.	SEP.	OCT.	NOV.	DEC.
80.0	60.0	0.0	-	-	0.0	-	-	0.0	8.1	-	-	-	-
80.0	65.0	0.0	-	-	0.0	-	-	0.0	3.0	-	-	-	-
82.0	47.0	0.0	-	-	0.0	-	2.7	-	5.1	-	-	-	-
83.0	39.0	0.0	-	-	-	-	1.3	-	-	0.0	-	-	-
83.0	43.0	0.0	-	-	0.0	-	34.7	-	-	20.2	-	-	-
83.0	51.0	0.0	-	-	0.0	-	3.2	-	-	0.0	-	-	-
83.0	55.0	0.0	-	-	0.0	-	0.0	-	-	3.1	-	-	-
87.0	33.0	0.0	-	-	0.0	-	2.7	-	-	0.0	-	-	-

TABLE 4. (cont.)

Oxyjulis californica (cont.)

STATION		JAN.	FEB.	MAR.	APR.	MAY	JUNE	JULY	AUG.	SEP.	OCT.	NOV.	DEC.
87.0	35.0	0.0	–	–	0.0	–	3.1	–	–	0.0	–	–	–
87.0	40.0	0.0	–	–	0.0	–	0.0	–	–	6.1	–	–	–
87.0	45.0	0.0	–	–	0.0	–	0.0	–	–	3.2	–	–	–
87.0	50.0	0.0	–	–	0.0	–	0.0	–	–	2.7	–	–	–
90.0	27.5	0.0	–	–	1.3	–	–	0.0	–	0.0	–	–	–
90.0	28.0	0.0	–	–	3.1	–	–	0.0	–	0.0	–	–	–
90.0	37.0	0.0	–	–	0.0	–	–	4.2	–	0.0	–	–	–
90.0	53.0	0.0	–	–	0.0	–	–	2.9	–	0.0	–	–	–
93.0	26.5	0.0	–	–	–	–	0.0	–	–	7.9	–	–	–
93.0	28.0	0.0	–	0.0	–	–	19.3	–	–	0.0	–	–	–
93.0	30.0	0.0	–	0.0	–	–	12.3	–	–	0.0	–	–	–
97.0	29.0	0.0	–	0.0	–	–	5.1	–	–	0.0	–	–	–
97.0	35.0	0.0	–	0.0	–	–	3.3	–	–	0.0	–	–	–
97.0	40.0	0.0	–	0.0	–	–	13.1	–	–	0.0	–	–	–
97.0	45.0	0.0	–	0.0	–	–	0.0	–	–	3.0	–	–	–
100.0	29.0	0.0	–	–	0.0	–	–	4.2	–	0.0	–	–	–
103.0	28.5	0.0	–	–	0.0	–	1.0	–	–	0.0	–	–	–
103.0	29.0	0.0	–	–	0.0	–	0.0	–	–	1.7	–	–	–
103.0	45.0	0.0	–	–	0.0	–	40.6	–	–	0.0	–	–	–
117.0	30.0	–	0.0	–	0.0	–	–	2.9	–	0.0	–	–	–
120.0	30.0	–	0.0	–	0.0	–	–	2.7	–	0.0	–	–	–

Semicossyphus pulcher

STATION		JAN.	FEB.	MAR.	APR.	MAY	JUNE	JULY	AUG.	SEP.	OCT.	NOV.	DEC.
82.0	47.0	0.0	–	–	0.0	–	5.4	–	0.0	–	–	–	–
83.0	43.0	0.0	–	–	0.0	–	0.0	–	–	11.5	–	–	–
87.0	35.0	0.0	–	–	0.0	–	0.0	–	–	3.0	–	–	–
87.0	50.0	0.0	–	–	0.0	–	2.7	–	–	2.7	–	–	–
90.0	37.0	0.0	–	–	0.0	–	–	4.2	–	0.0	–	–	–
90.0	45.0	0.0	–	–	0.0	–	–	2.6	–	0.0	–	–	–
90.0	53.0	0.0	–	–	0.0	–	–	5.7	–	0.0	–	–	–
93.0	30.0	0.0	–	0.0	–	–	3.1	–	–	0.0	–	–	–
93.0	45.0	0.0	–	–	0.0	–	3.3	–	–	0.0	–	–	–
103.0	29.0	0.0	–	–	0.0	–	0.0	–	–	1.7	–	–	–
110.0	32.0	–	0.0	–	0.0	–	–	–	0.0	0.9	–	–	–
113.0	28.5	–	0.0	–	0.0	–	0.0	–	–	2.2	–	–	–
113.0	29.0	–	0.0	–	0.0	–	0.0	–	–	1.8	–	–	–
113.0	30.0	–	0.0	–	0.0	–	3.0	–	0.0	0.0	–	–	–
115.0	35.0	–	0.0	–	–	–	–	–	0.0	6.3	–	–	–
117.0	30.0	–	0.0	–	0.0	–	–	2.9	–	0.0	–	–	–
117.0	35.0	–	0.0	–	0.0	–	–	0.0	–	2.9	–	–	–
117.0	45.0	–	0.0	–	0.0	–	–	3.4	–	2.9	–	–	–
118.0	39.0	–	0.0	–	0.0	–	–	5.6	–	2.7	–	–	–
119.0	33.0	–	0.0	–	0.0	–	–	–	8.7	0.0	–	–	–

TABLE 4. (cont.)

Semicossyphus pulcher (cont.)

STATION		JAN.	FEB.	MAR.	APR.	MAY	JUNE	JULY	AUG.	SEP.	OCT.	NOV.	DEC.
120.0	22.5	–	0.0	–	0.0	–	–	1.0	–	0.0	–	–	–
120.0	35.0	–	0.0	–	0.0	–	–	5.2	–	0.0	–	–	–
127.0	50.0	–	0.0	–	0.0	–	–	2.9	–	0.0	–	–	–
130.0	26.0	–	0.0	–	0.0	–	–	–	0.0	2.3	–	–	–

Pomacentridae

STATION		JAN.	FEB.	MAR.	APR.	MAY	JUNE	JULY	AUG.	SEP.	OCT.	NOV.	DEC.
110.0	32.0	–	0.0	–	0.0	–	–	–	35.7	0.0	–	–	–
117.0	25.0	–	0.0	–	0.0	–	–	0.0	–	2.6	–	–	–
120.0	40.0	–	0.0	–	0.0	–	–	0.0	–	27.3	–	–	–
123.5	35.6	–	0.0	–	0.0	–	–	0.0	–	18.6	–	–	–
127.0	34.0	–	0.0	–	0.0	–	–	0.0	–	6.0	–	–	–
133.0	35.0	–	0.0	–	0.0	–	–	0.0	–	3.0	–	–	–
137.0	30.0	–	0.0	–	0.0	–	–	–	44.2	0.0	–	–	–
137.0	35.0	–	0.0	–	0.0	–	–	–	2.7	0.0	–	–	–

Chromis punctipinnis

STATION		JAN.	FEB.	MAR.	APR.	MAY	JUNE	JULY	AUG.	SEP.	OCT.	NOV.	DEC.
83.0	43.0	0.0	–	–	0.0	–	0.0	–	–	37.4	–	–	–
87.0	35.0	0.0	–	–	0.0	–	0.0	–	–	6.0	–	–	–
87.0	40.0	0.0	–	–	0.0	–	0.0	–	–	18.3	–	–	–
90.0	37.0	0.0	–	–	0.0	–	–	18.8	–	0.0	–	–	–
93.0	26.5	0.0	–	–	–	–	0.0	–	–	6.3	–	–	–
93.0	28.0	0.0	–	0.0	–	–	0.0	–	–	16.0	–	–	–
93.0	30.0	0.0	–	0.0	–	–	0.0	–	–	29.5	–	–	–
97.0	32.0	0.0	–	0.0	–	–	0.0	–	–	37.0	–	–	–
97.0	40.0	0.0	–	0.0	–	–	0.0	–	–	3.0	–	–	–
97.0	45.0	0.0	–	0.0	–	–	0.0	–	–	3.0	–	–	–
97.0	75.0	–	–	–	0.0	–	–	–	–	6.5	–	–	–
100.0	30.0	0.0	–	–	0.0	–	–	5.0	–	44.0	–	–	–
100.0	35.0	0.0	–	–	0.0	–	–	0.0	–	6.1	–	–	–
100.0	45.0	0.0	–	–	0.0	–	–	0.0	–	3.1	–	–	–
103.0	29.0	0.0	–	–	0.0	–	0.0	–	–	1.7	–	–	–
103.0	40.0	0.0	–	–	0.0	–	0.0	–	–	21.9	–	–	–
107.0	32.0	–	0.0	–	0.0	–	0.0	–	–	18.0	–	–	–
110.0	32.0	–	0.0	–	0.0	–	–	–	0.8	3.4	–	–	–
110.0	35.0	–	0.0	–	0.0	–	–	–	8.6	8.9	–	–	–
113.0	30.0	–	0.0	–	0.0	–	0.0	–	31.2	13.4	–	–	–
113.0	35.0	–	0.0	–	0.0	–	0.0	–	–	3.0	–	–	–
113.0	40.0	–	0.0	–	0.0	–	0.0	–	–	3.1	–	–	–
117.0	26.0	–	0.0	–	0.0	–	–	0.0	–	7.9	–	–	–
117.0	35.0	–	0.0	–	0.0	–	–	0.0	–	8.8	–	–	–

TABLE 4. (cont.)

Chromis punctipinnis (cont.)

STATION		JAN.	FEB.	MAR.	APR.	MAY	JUNE	JULY	AUG.	SEP.	OCT.	NOV.	DEC.
117.0	45.0	–	0.0	–	0.0	–	–	0.0	–	2.9	–	–	–
117.0	60.0	–	0.0	–	0.0	–	3.8	–	–	0.0	–	–	–
118.0	39.0	–	0.0	–	3.1	–	–	0.0	–	16.3	–	–	–
119.0	33.0	–	0.0	–	0.0	–	–	–	6.5	0.0	–	–	–
120.0	40.0	–	0.0	–	0.0	–	–	0.0	–	49.1	–	–	–
123.0	36.0	–	0.0	–	0.0	–	–	0.0	–	35.0	–	–	–
123.0	37.0	–	0.0	–	0.0	–	–	0.0	–	164.4	–	–	–
123.0	42.0	–	0.0	–	0.0	–	–	3.2	0.0	0.0	–	–	–
127.0	32.6	–	0.0	–	0.0	–	–	0.0	–	2.6	–	–	–
127.0	33.0	–	0.0	–	0.0	–	–	0.0	–	52.0	–	–	–

Hypsypops rubicundus

STATION		JAN.	FEB.	MAR.	APR.	MAY	JUNE	JULY	AUG.	SEP.	OCT.	NOV.	DEC.
93.0	26.5	0.0	–	–	–	–	0.0	–	–	600.4	–	–	–
93.0	27.0	0.0	–	0.0	–	–	0.0	–	–	17.4	–	–	–
93.0	28.0	0.0	–	0.0	–	–	0.0	–	–	21.4	–	–	–
93.0	30.0	0.0	–	0.0	–	–	0.0	–	–	8.9	–	–	–
97.0	32.0	0.0	–	0.0	–	–	0.0	–	–	12.3	–	–	–
107.0	30.0	–	0.0	–	0.0	–	0.0	–	–	0.6	–	–	–
107.0	31.0	–	0.0	–	0.0	–	0.0	–	–	7.1	–	–	–
110.0	32.0	–	0.0	–	0.0	–	–	–	0.0	12.0	–	–	–

Mugil spp.

STATION		JAN.	FEB.	MAR.	APR.	MAY	JUNE	JULY	AUG.	SEP.	OCT.	NOV.	DEC.
133.0	35.0	–	0.0	–	0.0	–	–	0.0	–	3.0	–	–	–

Howella brodiei

STATION		JAN.	FEB.	MAR.	APR.	MAY	JUNE	JULY	AUG.	SEP.	OCT.	NOV.	DEC.
60.0	180.0	3.0	–	–	–	–	–	0.0	–	–	–	–	–
90.0	120.0	0.0	–	–	–	–	–	2.7	–	–	–	–	–
90.0	140.0	0.0	–	–	–	–	–	2.7	–	–	–	–	–
90.0	160.0	0.0	–	–	–	–	–	2.6	–	–	–	–	–

Brama spp.

STATION		JAN.	FEB.	MAR.	APR.	MAY	JUNE	JULY	AUG.	SEP.	OCT.	NOV.	DEC.
60.0	140.0	0.0	–	–	–	–	–	2.6	–	–	–	–	–
60.0	200.0	15.5	–	–	–	–	–	0.0	–	–	–	–	–
80.0	160.0	5.8	–	–	–	–	–	–	–	–	–	–	–

TABLE 4. (cont.)

Brama spp. (cont.)

STATION	JAN.	FEB.	MAR.	APR.	MAY	JUNE	JULY	AUG.	SEP.	OCT.	NOV.	DEC.
80.0 180.0	2.7	–	–	–	–	–	–	–	–	–	–	–
90.0 160.0	2.6	–	–	–	–	–	2.6	–	–	–	–	–
90.0 180.0	2.7	–	–	–	–	–	0.0	–	–	–	–	–
90.0 200.0	2.8	–	–	–	–	–	2.8	–	–	–	–	–

Carangidae

STATION	JAN.	FEB.	MAR.	APR.	MAY	JUNE	JULY	AUG.	SEP.	OCT.	NOV.	DEC.
120.0 22.5	–	0.0	–	0.0	–	–	19.6	–	0.0	–	–	–
120.0 23.0	–	0.0	–	0.0	–	–	14.7	–	0.0	–	–	–
130.0 25.5	–	0.0	–	0.0	–	–	–	12.1	34.6	–	–	–
130.0 26.0	–	0.0	–	0.0	–	–	–	16.6	55.7	–	–	–
130.0 28.0	–	0.0	–	0.0	–	–	–	0.0	71.1	–	–	–
130.0 30.0	–	0.0	–	0.0	–	–	–	0.0	5.2	–	–	–
130.0 35.0	–	0.0	–	0.0	–	–	–	0.0	6.1	–	–	–
133.0 19.5	–	0.0	–	0.0	–	–	0.0	–	1.2	–	–	–
133.0 21.0	–	0.0	–	0.0	–	–	8.1	–	41.2	–	–	–
133.0 23.0	–	0.0	–	0.0	–	–	0.0	–	2.5	–	–	–
133.0 25.0	–	0.0	–	0.0	–	–	0.0	–	17.6	–	–	–
133.0 30.0	–	0.0	–	0.0	–	–	3.0	–	2.9	–	–	–
137.0 20.0	–	0.0	–	0.0	–	–	–	44.1	0.0	–	–	–
137.0 21.0	–	0.0	–	0.0	–	–	–	102.8	49.7	–	–	–
137.0 22.0	–	0.0	–	0.0	–	–	–	81.3	53.0	–	–	–
137.0 23.0	–	0.0	–	0.0	–	–	–	26.6	0.0	–	–	–
140.0 28.8	–	0.0	–	–	–	–	–	0.5	–	–	–	–
140.0 29.0	–	0.0	–	–	–	–	–	25.5	–	–	–	–
140.0 30.0	–	0.0	–	–	–	–	–	2.8	–	–	–	–

Seriola lalandi

STATION	JAN.	FEB.	MAR.	APR.	MAY	JUNE	JULY	AUG.	SEP.	OCT.	NOV.	DEC.
80.0 60.0	0.0	–	–	0.0	–	–	19.6	0.0	–	–	–	–
87.0 33.0	0.0	–	–	0.0	–	0.0	–	–	2.6	–	–	–
120.0 35.0	–	0.0	–	0.0	–	–	0.0	–	2.7	–	–	–
120.0 40.0	–	0.0	–	0.0	–	–	0.0	–	5.5	–	–	–
120.0 45.0	–	0.0	–	0.0	–	–	–	2.9	3.0	–	–	–
120.0 50.0	–	0.0	–	0.0	–	–	–	12.0	0.0	–	–	–
123.0 36.0	–	0.0	–	0.0	–	–	0.0	–	9.5	–	–	–
123.0 45.0	–	0.0	–	0.0	–	–	3.3	–	0.0	–	–	–
123.0 50.0	–	0.0	–	0.0	–	–	2.8	–	0.0	–	–	–
123.5 35.6	–	0.0	–	0.0	–	–	0.0	–	22.9	–	–	–
130.0 50.0	–	0.0	–	0.0	–	–	–	2.7	0.0	–	–	–
133.0 70.0	–	0.0	–	3.0	–	–	0.0	–	–	–	–	–
137.0 20.0	–	0.0	–	0.0	–	–	–	0.4	0.0	–	–	–

TABLE 4. (cont.)

Trachurus symmetricus

STATION		JAN.	FEB.	MAR.	APR.	MAY	JUNE	JULY	AUG.	SEP.	OCT.	NOV.	DEC.
60.0	55.0	0.0	–	–	–	–	–	5.2	–	–	–	–	–
60.0	70.0	0.0	–	–	–	–	–	14.1	–	–	–	–	–
60.0	80.0	0.0	–	–	–	–	–	12.2	–	–	–	–	–
60.0	120.0	0.0	–	–	–	–	–	2.7	–	–	–	–	–
60.0	140.0	0.0	–	–	–	–	–	5.2	–	–	–	–	–
70.0	60.0	0.0	–	–	0.0	–	–	13.3	–	–	–	–	–
70.0	70.0	0.0	–	–	0.0	–	–	30.7	–	–	–	–	–
70.0	80.0	0.0	–	–	0.0	–	–	25.3	–	–	–	–	–
70.0	90.0	0.0	–	–	–	–	–	2.8	–	–	–	–	–
70.0	100.0	0.0	–	–	–	–	–	5.6	–	–	–	–	–
80.0	65.0	0.0	–	–	0.0	–	–	118.8	0.0	–	–	–	–
80.0	70.0	0.0	–	–	0.0	–	–	125.9	0.0	–	–	–	–
83.0	60.0	0.0	–	–	0.0	–	0.0	–	–	2.7	–	–	–
83.0	65.0	0.0	–	–	0.0	–	13.2	–	–	0.0	–	–	–
83.0	90.0	0.0	–	–	–	–	19.3	–	–	–	–	–	–
87.0	33.0	0.0	–	–	0.0	–	2.7	–	–	0.0	–	–	–
87.0	34.0	0.0	–	–	0.0	–	5.3	–	–	2.6	–	–	–
87.0	40.0	0.0	–	–	0.0	–	0.0	–	–	3.0	–	–	–
87.0	45.0	0.0	–	–	0.0	–	0.0	–	–	6.4	–	–	–
87.0	55.0	0.0	–	–	0.0	–	6.5	–	–	0.0	–	–	–
87.0	60.0	0.0	–	–	0.0	–	13.0	–	–	0.0	–	–	–
87.0	65.0	0.0	–	–	0.0	–	32.0	–	–	2.9	–	–	–
87.0	70.0	0.0	–	–	443.0	–	24.3	–	–	0.0	–	–	–
87.0	80.0	0.0	–	–	24.1	–	19.6	–	–	0.0	–	–	–
87.0	90.0	0.0	–	–	2.8	–	12.5	–	–	–	–	–	–
87.0	100.0	–	–	–	168.5	–	–	–	–	–	–	–	–
90.0	60.0	0.0	–	–	3.3	–	–	0.0	–	0.0	–	–	–
90.0	65.0	16.1	–	–	8.8	–	–	0.0	–	0.0	–	–	–
90.0	70.0	0.0	–	–	34.2	–	–	2.8	–	8.9	–	–	–
90.0	80.0	2.7	–	–	35.4	–	–	2.6	–	0.0	–	–	–
90.0	85.0	–	–	–	–	–	–	–	–	3.2	–	–	–
90.0	90.0	0.0	–	–	44.8	–	–	0.0	–	0.0	–	–	–
90.0	100.0	0.0	–	–	15.6	–	–	0.0	–	–	–	–	–
93.0	28.0	0.0	–	0.0	–	–	6.4	–	–	0.0	–	–	–
93.0	30.0	0.0	–	0.0	–	–	0.0	–	–	11.8	–	–	–
93.0	50.0	0.0	–	–	0.0	–	16.5	–	–	0.0	–	–	–
93.0	55.0	0.0	–	–	0.0	–	66.0	–	–	0.0	–	–	–
93.0	60.0	0.0	–	–	0.0	–	99.9	–	–	0.0	–	–	–
93.0	65.0	34.7	–	–	0.0	–	19.5	–	–	8.9	–	–	–
93.0	70.0	8.8	–	–	10.0	–	3.3	–	–	11.0	–	–	–
93.0	75.0	–	–	–	–	–	–	–	–	17.2	–	–	–
93.0	80.0	3.0	–	–	139.5	–	6.3	–	–	26.5	–	–	–
93.0	85.0	–	–	–	–	–	–	–	–	41.9	–	–	–
93.0	90.0	12.8	–	–	137.8	–	25.1	–	–	0.0	–	–	–
93.0	100.0	–	–	–	101.9	–	–	–	–	–	–	–	–
97.0	35.0	0.0	–	0.0	–	–	32.5	–	–	0.0	–	–	–

TABLE 4. (cont.)

Trachurus symmetricus (cont.)

STATION		JAN.	FEB.	MAR.	APR.	MAY	JUNE	JULY	AUG.	SEP.	OCT.	NOV.	DEC.
97.0	40.0	0.0	–	3.2	–	–	196.2	–	–	0.0	–	–	–
97.0	45.0	0.0	–	3.5	–	–	25.4	–	–	0.0	–	–	–
97.0	50.0	0.0	–	0.0	–	–	33.2	–	–	8.9	–	–	–
97.0	55.0	0.0	–	–	–	–	9.1	–	–	0.0	–	–	–
97.0	60.0	0.0	–	–	–	–	6.3	–	–	0.0	–	–	–
97.0	65.0	0.0	–	13.8	–	–	32.5	–	–	0.0	–	–	–
97.0	70.0	0.0	–	–	–	–	21.6	–	–	2.9	–	–	–
97.0	75.0	–	–	–	52.9	–	–	–	–	0.0	–	–	–
97.0	80.0	0.0	–	–	–	–	25.8	–	–	92.8	–	–	–
97.0	85.0	–	–	–	526.3	–	–	–	–	–	–	–	–
97.0	90.0	0.0	–	–	–	–	12.4	–	–	–	–	–	–
97.0	95.0	–	–	–	32.7	–	–	–	–	–	–	–	–
97.0	100.0	–	–	–	28.0	–	–	–	–	–	–	–	–
100.0	29.0	0.0	–	–	2.9	–	–	0.0	–	0.0	–	–	–
100.0	30.0	0.0	–	–	3.2	–	–	0.0	–	0.0	–	–	–
100.0	35.0	0.0	–	–	6.3	–	–	2.8	–	0.0	–	–	–
100.0	40.0	0.0	–	–	6.4	–	–	19.3	–	0.0	–	–	–
100.0	45.0	0.0	–	–	43.1	–	–	2.9	–	3.1	–	–	–
100.0	50.0	0.0	–	–	12.0	–	–	8.8	–	0.0	–	–	–
100.0	55.0	0.0	–	–	39.3	–	–	0.0	–	15.1	–	–	–
100.0	60.0	26.8	–	–	23.4	–	–	0.0	–	11.4	–	–	–
100.0	65.0	20.9	–	–	98.9	–	–	0.0	–	42.3	–	–	–
100.0	70.0	37.0	–	–	230.5	–	–	2.3	–	12.4	–	–	–
100.0	75.0	–	–	–	225.8	–	–	–	–	–	–	–	–
100.0	80.0	0.0	–	–	63.5	–	–	0.0	–	–	–	–	–
100.0	85.0	–	–	–	607.2	–	–	–	–	–	–	–	–
100.0	90.0	0.0	–	–	360.8	–	–	2.9	–	–	–	–	–
100.0	100.0	–	0.0	–	–	–	–	3.0	–	–	–	–	–
100.0	120.0	–	0.0	–	–	–	–	3.0	–	–	–	–	–
103.0	40.0	11.7	–	–	6.1	–	23.3	–	–	0.0	–	–	–
103.0	45.0	0.0	–	–	42.4	–	74.4	–	–	0.0	–	–	–
103.0	50.0	5.8	–	–	26.3	–	29.4	–	–	0.0	–	–	–
103.0	55.0	57.4	–	–	0.0	–	6.7	–	–	0.0	–	–	–
103.0	60.0	158.1	–	–	6.7	–	0.0	–	–	9.3	–	–	–
103.0	65.0	99.0	–	–	25.2	–	6.6	–	–	0.0	–	–	–
103.0	70.0	117.4	–	–	177.3	–	3.4	–	–	2.9	–	–	–
103.0	75.0	–	–	–	140.4	–	–	–	–	–	–	–	–
103.0	80.0	–	0.0	–	101.0	–	0.0	–	–	–	–	–	–
103.0	85.0	–	–	–	353.8	–	–	–	–	–	–	–	–
103.0	90.0	–	0.0	–	170.1	–	10.0	–	–	–	–	–	–
107.0	30.0	–	0.0	–	21.4	–	0.0	–	–	0.0	–	–	–
107.0	31.0	–	0.0	–	5.7	–	0.0	–	–	0.0	–	–	–
107.0	32.0	–	0.0	–	3.1	–	0.0	–	–	0.0	–	–	–
107.0	40.0	–	2.9	–	0.0	–	0.0	–	–	0.0	–	–	–
107.0	45.0	–	0.0	–	41.6	–	3.5	–	–	0.0	–	–	–
107.0	50.0	–	2.9	–	24.1	–	0.0	–	–	0.0	–	–	–

TABLE 4. (cont.)

Trachurus symmetricus (cont.)

STATION		JAN.	FEB.	MAR.	APR.	MAY	JUNE	JULY	AUG.	SEP.	OCT.	NOV.	DEC.
107.0	55.0	–	0.0	–	28.6	–	3.3	–	–	6.1	–	–	–
107.0	60.0	–	54.5	–	6.5	–	0.0	–	–	0.0	–	–	–
107.0	65.0	–	5.9	–	3.1	–	3.2	–	–	3.3	–	–	–
107.0	70.0	–	232.1	–	33.7	–	0.0	–	–	9.1	–	–	–
107.0	75.0	–	–	–	9.2	–	–	–	–	–	–	–	–
107.0	80.0	–	0.0	–	8.9	–	0.0	–	–	–	–	–	–
107.0	85.0	–	–	–	55.3	–	–	–	–	–	–	–	–
107.0	90.0	–	0.0	–	327.4	–	13.4	–	–	–	–	–	–
110.0	32.0	–	0.0	–	2.4	–	–	–	0.0	0.0	–	–	–
110.0	40.0	–	0.0	–	2.8	–	–	–	16.9	0.0	–	–	–
110.0	45.0	–	0.0	–	0.0	–	–	–	7.7	0.0	–	–	–
110.0	50.0	–	5.6	–	5.6	–	–	–	0.0	0.0	–	–	–
110.0	55.0	–	49.1	–	3.0	–	–	–	0.0	0.0	–	–	–
110.0	60.0	–	0.0	–	9.1	–	–	–	0.0	0.0	–	–	–
110.0	65.0	–	37.2	–	0.0	–	–	–	0.0	0.0	–	–	–
110.0	70.0	–	92.4	–	0.0	–	–	–	0.0	–	–	–	–
110.0	80.0	–	23.1	–	0.0	–	–	0.0	–	–	–	–	–
110.0	85.0	–	–	–	9.2	–	–	–	–	–	–	–	–
110.0	90.0	–	0.0	–	15.4	–	–	0.0	–	–	–	–	–
113.0	40.0	–	0.0	–	6.5	–	0.0	–	–	0.0	–	–	–
113.0	45.0	–	0.0	–	24.9	–	0.0	–	–	0.0	–	–	–
113.0	50.0	–	0.0	–	21.6	–	3.2	–	–	0.0	–	–	–
113.0	55.0	–	0.0	–	3.6	–	14.8	–	–	0.0	–	–	–
113.0	60.0	–	0.0	–	3.2	–	0.0	–	–	0.0	–	–	–
113.0	65.0	–	0.0	–	36.2	–	6.1	–	–	–	–	–	–
113.0	70.0	–	0.0	–	40.0	–	10.2	–	–	–	–	–	–
113.0	75.0	–	–	–	3.3	–	–	–	–	–	–	–	–
113.0	80.0	–	14.2	–	9.3	–	0.0	–	–	–	–	–	–
113.0	85.0	–	–	–	6.0	–	–	–	–	–	–	–	–
113.0	90.0	–	2.8	–	17.0	–	0.0	–	–	–	–	–	–
117.0	45.0	–	0.0	–	0.0	–	–	6.7	–	0.0	–	–	–
117.0	55.0	–	18.4	–	0.0	–	–	0.0	–	0.0	–	–	–
117.0	60.0	–	0.0	–	0.0	–	3.8	–	–	0.0	–	–	–
117.0	70.0	–	3.1	–	0.0	–	3.1	–	–	–	–	–	–
117.0	75.0	–	–	–	3.0	–	–	–	–	–	–	–	–
117.0	80.0	–	3.0	–	27.5	–	3.3	–	–	–	–	–	–
117.0	85.0	–	–	–	8.7	–	–	–	–	–	–	–	–
117.0	90.0	–	2.9	–	16.9	–	0.0	–	–	–	–	–	–
118.0	39.0	–	0.0	–	0.0	–	–	11.2	–	0.0	–	–	–
120.0	45.0	–	0.0	–	3.1	–	–	–	0.0	0.0	–	–	–
120.0	60.0	–	0.0	–	0.0	–	–	–	2.8	0.0	–	–	–
120.0	65.0	–	0.0	–	3.1	–	–	–	0.0	–	–	–	–
120.0	70.0	–	0.0	–	6.6	–	–	–	0.0	–	–	–	–
120.0	75.0	–	–	–	3.1	–	–	–	–	–	–	–	–

TABLE 4. (cont.)

Caristius macropus

STATION		JAN.	FEB.	MAR.	APR.	MAY	JUNE	JULY	AUG.	SEP.	OCT.	NOV.	DEC.
103.0	65.0	0.0	–	–	0.0	–	0.0	–	–	3.2	–	–	–

Coryphaena hippurus

STATION		JAN.	FEB.	MAR.	APR.	MAY	JUNE	JULY	AUG.	SEP.	OCT.	NOV.	DEC.
117.0	26.0	–	0.0	–	0.0	–	–	2.7	–	0.0	–	–	–
127.0	40.0	–	0.0	–	0.0	–	–	2.8	0.0	0.0	–	–	–
133.0	30.0	–	0.0	–	0.0	–	–	0.0	–	2.9	–	–	–
133.0	35.0	–	0.0	–	0.0	–	–	0.0	–	8.9	–	–	–
137.0	22.0	–	0.0	–	0.0	–	–	–	2.1	0.0	–	–	–
137.0	23.0	–	0.0	–	2.6	–	–	–	0.0	0.0	–	–	–
137.0	30.0	–	0.0	–	0.0	–	–	–	0.0	3.0	–	–	–
137.0	35.0	–	0.0	–	0.0	–	–	–	0.0	3.1	–	–	–
137.0	50.0	–	0.0	–	0.0	–	–	–	2.6	0.0	–	–	–
140.0	50.0	–	0.0	–	–	–	–	–	2.3	–	–	–	–

Gerreidae

STATION		JAN.	FEB.	MAR.	APR.	MAY	JUNE	JULY	AUG.	SEP.	OCT.	NOV.	DEC.
127.0	32.6	–	0.0	–	0.0	–	–	0.0	–	0.9	–	–	–
130.0	25.5	–	0.0	–	0.0	–	–	–	34.0	0.0	–	–	–
130.0	26.0	–	0.0	–	0.0	–	–	–	18.3	0.0	–	–	–
133.0	21.0	–	0.0	–	0.0	–	–	0.0	–	45.8	–	–	–
133.0	23.0	–	0.0	–	0.0	–	–	0.0	–	7.5	–	–	–
137.0	21.0	–	0.6	–	0.0	–	–	–	24.7	30.2	–	–	–
137.0	22.0	–	0.0	–	0.0	–	–	–	30.0	24.5	–	–	–
137.0	23.0	–	0.0	–	0.0	–	–	–	13.3	8.3	–	–	–
140.0	28.8	–	0.0	–	–	–	–	–	2.4	–	–	–	–
140.0	29.0	–	0.0	–	–	–	–	–	9.8	–	–	–	–

Haemulidae

STATION		JAN.	FEB.	MAR.	APR.	MAY	JUNE	JULY	AUG.	SEP.	OCT.	NOV.	DEC.
120.0	22.5	–	0.0	–	0.0	–	–	0.0	–	6.3	–	–	–
130.0	25.5	–	0.0	–	0.0	–	–	–	868.3	0.0	–	–	–
130.0	26.0	–	0.0	–	0.0	–	–	–	410.0	0.0	–	–	–
130.0	30.0	–	0.0	–	0.0	–	–	–	0.0	2.6	–	–	–
133.0	21.0	–	0.0	–	0.0	–	–	0.0	–	6.9	–	–	–
137.0	20.0	–	0.0	–	0.0	–	–	–	11.3	0.0	–	–	–
137.0	21.0	–	0.0	–	0.0	–	–	–	263.0	30.2	–	–	–
137.0	22.0	–	0.0	–	0.0	–	–	–	297.5	6.1	–	–	–
137.0	23.0	–	0.0	–	0.0	–	–	–	72.2	0.0	–	–	–

TABLE 4. (cont.)

Girella nigricans

STATION		JAN.	FEB.	MAR.	APR.	MAY	JUNE	JULY	AUG.	SEP.	OCT.	NOV.	DEC.
93.0	26.5	0.0	–	–	–	–	1.3	–	–	0.0	–	–	–
117.0	26.0	–	0.0	–	0.0	–	–	2.7	–	0.0	–	–	–
120.0	40.0	–	0.0	–	0.0	–	–	0.0	–	2.7	–	–	–

Medialuna californiensis

STATION		JAN.	FEB.	MAR.	APR.	MAY	JUNE	JULY	AUG.	SEP.	OCT.	NOV.	DEC.
83.0	90.0	0.0	–	–	–	–	3.2	–	–	–	–	–	–
100.0	40.0	0.0	–	–	0.0	–	–	2.8	–	0.0	–	–	–
103.0	65.0	0.0	–	–	0.0	–	0.0	–	–	3.2	–	–	–
107.0	55.0	–	0.0	–	0.0	–	0.0	–	–	3.1	–	–	–
133.0	50.0	–	0.0	–	0.0	–	–	2.6	–	0.0	–	–	–

Caulolatilus princeps

STATION		JAN.	FEB.	MAR.	APR.	MAY	JUNE	JULY	AUG.	SEP.	OCT.	NOV.	DEC.
107.0	40.0	–	0.0	–	0.0	–	0.0	–	–	2.9	–	–	–
117.0	70.0	–	0.0	–	0.0	–	3.1	–	–	–	–	–	–
127.0	50.0	–	0.0	–	0.0	–	–	5.8	–	0.0	–	–	–
127.0	55.0	–	0.0	–	0.0	–	–	2.7	–	0.0	–	–	–
130.0	35.0	–	0.0	–	0.0	–	–	–	2.5	0.0	–	–	–
130.0	45.0	–	0.0	–	0.0	–	–	–	2.8	0.0	–	–	–
137.0	21.0	–	0.0	–	0.0	–	–	–	1.4	0.0	–	–	–

Sciaenidae

STATION		JAN.	FEB.	MAR.	APR.	MAY	JUNE	JULY	AUG.	SEP.	OCT.	NOV.	DEC.
60.0	49.5	19.8	–	–	–	–	–	–	–	–	–	–	–
60.0	50.0	13.0	–	–	–	–	–	0.0	–	–	–	–	–
60.0	51.0	55.1	–	–	–	–	–	0.0	–	–	–	–	–
60.0	52.0	29.3	–	–	–	–	–	0.0	–	–	–	–	–
60.0	55.0	6.2	–	–	–	–	–	0.0	–	–	–	–	–
63.0	49.7	45.8	–	–	4.4	–	–	–	–	–	–	–	–
63.0	50.0	169.7	–	–	0.8	–	–	0.0	–	–	–	–	–
63.0	51.0	76.3	–	–	0.0	–	–	0.0	–	–	–	–	–
63.0	52.0	26.1	–	–	0.0	–	–	0.0	–	–	–	–	–
67.0	47.3	14.3	–	–	0.0	–	–	–	–	–	–	–	–
67.0	50.0	2.3	–	–	0.0	–	–	0.0	–	–	–	–	–
67.0	55.0	3.3	–	–	0.0	–	–	0.0	–	–	–	–	–
73.0	49.4	0.6	–	–	0.0	–	–	0.0	–	–	–	–	–
73.0	50.0	16.2	–	–	5.5	–	–	0.0	–	–	–	–	–
73.0	51.0	15.4	–	–	0.0	–	–	0.0	–	–	–	–	–
73.0	53.0	2.7	–	–	0.0	–	–	0.0	–	–	–	–	–

TABLE 4. (cont.)

Sciaenidae (cont.)

STATION		JAN.	FEB.	MAR.	APR.	MAY	JUNE	JULY	AUG.	SEP.	OCT.	NOV.	DEC.
77.0	47.6	46.8	–	–	52.3	–	–	0.0	–	–	–	–	–
77.0	48.0	138.9	–	–	49.0	–	–	0.0	–	–	–	–	–
77.0	49.0	–	–	–	0.7	–	–	0.0	–	–	–	–	–
77.0	55.0	0.0	–	–	7.2	–	–	0.0	–	–	–	–	–
77.0	57.0	0.0	–	–	2.5	–	–	0.0	–	–	–	–	–
80.0	50.2	28.8	–	–	23.3	–	–	0.0	0.0	–	–	–	–
80.0	51.0	34.8	–	–	84.2	–	–	0.0	0.0	–	–	–	–
80.0	52.0	0.0	–	–	149.8	–	–	0.0	2.7	–	–	–	–
80.0	55.0	0.0	–	–	9.6	–	–	0.0	0.0	–	–	–	–
83.0	39.0	36.8	–	–	–	–	0.0	–	–	3.9	–	–	–
83.0	40.0	43.9	–	–	0.8	–	6.2	–	–	0.0	–	–	–
83.0	43.0	3.0	–	–	0.0	–	0.0	–	–	0.0	–	–	–
83.0	51.0	2.4	–	–	2.6	–	0.0	–	–	0.0	–	–	–
87.0	32.5	214.9	–	–	6.6	–	1.7	–	–	10.0	–	–	–
87.0	33.0	1158.2	–	–	7.9	–	10.8	–	–	12.9	–	–	–
87.0	34.0	181.6	–	–	0.0	–	10.6	–	–	18.5	–	–	–
87.0	35.0	29.4	–	–	0.0	–	0.0	–	–	3.0	–	–	–
87.0	40.0	0.0	–	–	0.0	–	0.0	–	–	15.3	–	–	–
90.0	27.5	138.5	–	–	7.1	–	–	0.8	–	0.0	–	–	–
90.0	28.0	535.7	–	–	3.1	–	–	0.0	–	0.0	–	–	–
90.0	32.0	132.3	–	–	0.0	–	–	0.0	–	0.0	–	–	–
90.0	37.0	26.9	–	–	0.0	–	–	0.0	–	0.0	–	–	–
93.0	26.5	69.6	–	–	–	–	2.5	–	–	1.6	–	–	–
93.0	27.0	14.1	–	15.8	–	–	60.3	–	–	0.0	–	–	–
93.0	28.0	0.0	–	3.3	–	–	12.8	–	–	0.0	–	–	–
93.0	30.0	0.0	–	5.7	–	–	6.1	–	–	0.0	–	–	–
96.8	28.7	228.9	–	0.0	–	–	2.0	–	–	0.0	–	–	–
97.0	29.0	170.2	–	0.0	–	–	2.6	–	–	0.0	–	–	–
97.0	30.0	19.4	–	7.6	–	–	0.0	–	–	0.0	–	–	–
97.0	32.0	0.0	–	24.8	–	–	0.0	–	–	0.0	–	–	–
100.0	29.0	33.8	–	–	5.8	–	–	0.0	–	0.0	–	–	–
100.0	30.0	89.9	–	–	0.0	–	–	0.0	–	0.0	–	–	–
103.0	28.5	13.8	–	–	0.0	–	0.0	–	–	0.0	–	–	–
103.0	29.0	11.4	–	–	6.4	–	0.0	–	–	0.0	–	–	–
103.0	30.0	2.5	–	–	3.1	–	5.3	–	–	0.0	–	–	–
107.0	30.0	–	10.5	–	0.0	–	0.0	–	–	0.6	–	–	–
107.0	31.0	–	6.5	–	5.7	–	0.0	–	–	0.0	–	–	–
107.0	32.0	–	3.1	–	0.0	–	0.0	–	–	0.0	–	–	–
107.0	35.0	–	3.2	–	0.0	–	0.0	–	–	0.0	–	–	–
110.0	32.0	–	4.7	–	0.0	–	–	–	1.5	0.0	–	–	–
113.0	28.5	–	3.5	–	6.7	–	0.0	–	–	5.6	–	–	–
113.0	29.0	–	19.4	–	0.0	–	0.0	–	–	0.0	–	–	–
117.0	24.8	–	1.0	–	0.0	–	–	0.0	–	0.0	–	–	–
117.0	25.0	–	0.0	–	0.0	–	–	0.0	–	2.6	–	–	–
117.0	26.0	–	0.0	–	0.0	–	–	5.3	–	2.6	–	–	–
118.0	39.0	–	0.0	–	3.1	–	–	0.0	–	0.0	–	–	–

TABLE 4. (cont.)

Sciaenidae (cont.)

STATION		JAN.	FEB.	MAR.	APR.	MAY	JUNE	JULY	AUG.	SEP.	OCT.	NOV.	DEC.
120.0	23.0	-	2.5	-	0.0	-	-	0.0	-	1.9	-	-	-
120.0	24.0	-	310.1	-	0.0	-	-	0.0	-	0.0	-	-	-
120.0	25.0	-	65.9	-	0.0	-	-	2.0	-	0.0	-	-	-
120.0	35.0	-	0.0	-	0.0	-	-	2.6	-	0.0	-	-	-
120.0	40.0	-	0.0	-	0.0	-	-	18.1	-	0.0	-	-	-
123.0	37.0	-	0.0	-	7.4	-	-	0.0	-	0.0	-	-	-
123.5	35.6	-	0.0	-	0.0	-	-	2.5	-	0.0	-	-	-
127.0	32.6	-	0.0	-	0.0	-	-	1.4	-	0.0	-	-	-
127.0	40.0	-	1.4	-	0.0	-	-	0.0	0.0	0.0	-	-	-
130.0	25.5	-	0.0	-	0.0	-	-	-	652.9	5.8	-	-	-
130.0	26.0	-	0.0	-	0.0	-	-	-	21.6	0.0	-	-	-
130.0	28.0	-	0.0	-	0.0	-	-	-	12.4	0.0	-	-	-
130.0	30.0	-	0.0	-	2.9	-	-	-	4.0	2.6	-	-	-
133.0	19.5	-	1.7	-	0.0	-	-	0.0	-	2.4	-	-	-
133.0	21.0	-	4.0	-	0.0	-	-	14.1	-	9.2	-	-	-
133.0	23.0	-	0.0	-	2.6	-	-	0.0	-	0.0	-	-	-
133.0	30.0	-	0.0	-	0.0	-	-	8.9	-	0.0	-	-	-
133.0	50.0	-	0.0	-	0.0	-	-	2.6	-	0.0	-	-	-
133.0	55.0	-	0.0	-	0.0	-	-	5.3	-	-	-	-	-
137.0	20.0	-	0.3	-	0.0	-	-	-	15.1	0.0	-	-	-
137.0	21.0	-	0.0	-	0.0	-	-	-	242.5	19.4	-	-	-
137.0	22.0	-	0.0	-	0.0	-	-	-	143.4	20.4	-	-	-
137.0	23.0	-	0.0	-	5.3	-	-	-	41.8	5.5	-	-	-
140.0	28.8	-	0.7	-	-	-	-	-	0.5	-	-	-	-
140.0	29.0	-	2.3	-	-	-	-	-	19.6	-	-	-	-

Serranidae

STATION		JAN.	FEB.	MAR.	APR.	MAY	JUNE	JULY	AUG.	SEP.	OCT.	NOV.	DEC.
80.0	52.0	0.0	-	-	0.0	-	-	0.0	5.3	-	-	-	-
83.0	39.0	0.0	-	-	-	-	0.0	-	-	1.9	-	-	-
83.0	43.0	0.0	-	-	0.0	-	0.0	-	-	14.4	-	-	-
83.0	55.0	0.0	-	-	0.0	-	0.0	-	-	3.1	-	-	-
87.0	32.5	0.0	-	-	0.0	-	0.0	-	-	10.0	-	-	-
87.0	34.0	0.0	-	-	0.0	-	0.0	-	-	5.3	-	-	-
87.0	35.0	0.0	-	-	0.0	-	0.0	-	-	6.0	-	-	-
87.0	40.0	0.0	-	-	0.0	-	0.0	-	-	6.1	-	-	-
90.0	45.0	0.0	-	-	0.0	-	-	15.4	-	0.0	-	-	-
93.0	26.5	0.0	-	-	-	-	23.9	-	-	4.7	-	-	-
93.0	27.0	0.0	-	0.0	-	-	37.3	-	-	4.4	-	-	-
93.0	28.0	0.0	-	0.0	-	-	0.0	-	-	5.3	-	-	-
93.0	30.0	0.0	-	0.0	-	-	6.1	-	-	0.0	-	-	-
97.0	30.0	0.0	-	0.0	-	-	2.8	-	-	4.5	-	-	-
113.0	28.5	-	0.0	-	0.0	-	0.0	-	-	3.4	-	-	-
117.0	30.0	-	0.0	-	0.0	-	-	2.9	-	0.0	-	-	-

TABLE 4. (cont.)

Serranidae (cont.)

STATION		JAN.	FEB.	MAR.	APR.	MAY	JUNE	JULY	AUG.	SEP.	OCT.	NOV.	DEC.
117.0	35.0	–	0.0	–	0.0	–	–	0.0	–	2.9	–	–	–
118.0	39.0	–	0.0	–	0.0	–	–	0.0	–	16.3	–	–	–
119.0	33.0	–	0.0	–	0.0	–	–	–	76.0	0.0	–	–	–
120.0	22.5	–	0.0	–	0.0	–	–	0.0	–	4.7	–	–	–
120.0	23.0	–	0.0	–	0.0	–	–	0.0	–	5.6	–	–	–
120.0	24.0	–	0.0	–	0.0	–	–	0.0	–	2.4	–	–	–
120.0	40.0	–	0.0	–	0.0	–	–	0.0	–	19.1	–	–	–
123.0	36.0	–	0.0	–	0.0	–	–	0.0	–	3.2	–	–	–
123.0	42.0	–	0.0	–	0.0	–	–	0.0	3.2	0.0	–	–	–
123.5	35.6	–	0.0	–	0.0	–	–	0.0	–	4.3	–	–	–
127.0	45.0	–	0.0	–	0.0	–	–	3.2	–	0.0	–	–	–
127.0	50.0	–	0.0	–	0.0	–	–	2.9	–	0.0	–	–	–
130.0	25.5	–	0.0	–	0.0	–	–	–	1157.5	11.5	–	–	–
130.0	26.0	–	0.0	–	0.0	–	–	–	105.4	4.6	–	–	–
130.0	28.0	–	0.0	–	0.0	–	–	–	5.0	9.5	–	–	–
130.0	30.0	–	0.0	–	0.0	–	–	–	0.0	41.3	–	–	–
133.0	21.0	–	0.0	–	0.0	–	–	0.0	–	116.8	–	–	–
133.0	23.0	–	0.0	–	0.0	–	–	0.0	–	10.0	–	–	–
133.0	25.0	–	0.0	–	0.0	–	–	0.0	–	2.9	–	–	–
133.0	30.0	–	0.0	–	0.0	–	–	0.0	–	94.4	–	–	–
133.0	35.0	–	0.0	–	0.0	–	–	0.0	–	8.9	–	–	–
133.0	45.0	–	2.9	–	0.0	–	–	0.0	–	0.0	–	–	–
133.0	50.0	–	2.8	–	0.0	–	–	0.0	–	3.0	–	–	–
137.0	21.0	–	0.0	–	0.0	–	–	–	515.1	32.4	–	–	–
137.0	22.0	–	0.0	–	0.0	–	–	–	532.9	14.3	–	–	–
137.0	23.0	–	0.0	–	0.0	–	–	–	112.1	13.8	–	–	–
137.0	30.0	–	0.0	–	0.0	–	–	–	0.0	12.2	–	–	–
137.0	35.0	–	0.0	–	0.0	–	–	–	0.0	6.2	–	–	–
137.0	40.0	–	0.0	–	0.0	–	–	–	0.0	3.0	–	–	–
140.0	28.8	–	0.0	–	–	–	–	–	1.0	–	–	–	–
140.0	29.0	–	0.0	–	–	–	–	–	68.6	–	–	–	–
140.0	30.0	–	0.0	–	–	–	–	–	17.1	–	–	–	–
140.0	35.0	–	0.0	–	–	–	–	–	2.7	–	–	–	–

Gempylidae

STATION		JAN.	FEB.	MAR.	APR.	MAY	JUNE	JULY	AUG.	SEP.	OCT.	NOV.	DEC.
70.0	200.0	0.0	–	–	–	–	–	8.0	–	–	–	–	–
80.0	160.0	2.9	–	–	–	–	–	–	–	–	–	–	–
80.0	200.0	0.0	–	–	–	–	–	2.8	–	–	–	–	–
90.0	200.0	2.8	–	–	–	–	–	0.0	–	–	–	–	–
93.0	90.0	3.2	–	–	0.0	–	0.0	–	–	0.0	–	–	–
137.0	45.0	–	0.0	–	0.0	–	–	–	0.0	3.0	–	–	–
140.0	45.0	–	0.0	–	–	–	–	–	2.8	–	–	–	–
140.0	50.0	–	0.0	–	–	–	–	–	2.3	–	–	–	–

TABLE 4. (cont.)

Scombridae

STATION		JAN.	FEB.	MAR.	APR.	MAY	JUNE	JULY	AUG.	SEP.	OCT.	NOV.	DEC.
120.0	22.5	–	0.0	–	0.0	–	–	7.2	–	0.0	–	–	–
120.0	50.0	–	0.0	–	0.0	–	–	–	3.0	0.0	–	–	–
133.0	30.0	–	0.0	–	0.0	–	–	3.0	–	0.0	–	–	–
133.0	55.0	–	0.0	–	0.0	–	–	2.7	–	–	–	–	–

Auxis spp.

STATION		JAN.	FEB.	MAR.	APR.	MAY	JUNE	JULY	AUG.	SEP.	OCT.	NOV.	DEC.
130.0	35.0	–	0.0	–	3.1	–	–	–	0.0	3.0	–	–	–
133.0	50.0	–	0.0	–	0.0	–	–	5.2	–	0.0	–	–	–
137.0	21.0	–	0.0	–	0.0	–	–	–	56.2	0.0	–	–	–
137.0	22.0	–	0.0	–	0.0	–	–	–	100.6	0.0	–	–	–
137.0	23.0	–	0.0	–	0.0	–	–	–	22.8	0.0	–	–	–
140.0	28.8	–	0.0	–	–	–	–	–	0.5	–	–	–	–
140.0	29.0	–	0.0	–	–	–	–	–	3.9	–	–	–	–

Sarda chiliensis

STATION		JAN.	FEB.	MAR.	APR.	MAY	JUNE	JULY	AUG.	SEP.	OCT.	NOV.	DEC.
120.0	50.0	–	0.0	–	23.8	–	–	–	0.0	0.0	–	–	–
123.0	45.0	–	0.0	–	8.7	–	–	0.0	–	0.0	–	–	–
130.0	40.0	–	0.0	–	6.3	–	–	–	0.0	0.0	–	–	–
133.0	35.0	–	0.0	–	12.4	–	–	0.0	–	0.0	–	–	–
133.0	50.0	–	0.0	–	8.9	–	–	0.0	–	0.0	–	–	–
133.0	55.0	–	0.0	–	3.0	–	–	0.0	–	–	–	–	–
137.0	40.0	–	0.0	–	21.0	–	–	–	0.0	0.0	–	–	–
137.0	60.0	–	–	–	3.1	–	–	–	0.0	–	–	–	–
140.0	29.0	–	0.0	–	–	–	–	–	7.8	–	–	–	–

Scomber japonicus

STATION		JAN.	FEB.	MAR.	APR.	MAY	JUNE	JULY	AUG.	SEP.	OCT.	NOV.	DEC.
87.0	33.0	0.0	–	–	0.0	–	0.0	–	–	2.6	–	–	–
87.0	34.0	0.0	–	–	0.0	–	0.0	–	–	2.6	–	–	–
87.0	35.0	0.0	–	–	0.0	–	3.1	–	–	18.1	–	–	–
87.0	40.0	0.0	–	–	0.0	–	0.0	–	–	3.0	–	–	–
93.0	26.5	0.0	–	–	–	–	8.8	–	–	0.0	–	–	–
93.0	27.0	0.0	–	0.0	–	–	5.7	–	–	0.0	–	–	–
93.0	30.0	0.0	–	0.0	–	–	3.1	–	–	0.0	–	–	–
103.0	80.0	–	0.0	–	3.0	–	0.0	–	–	–	–	–	–
115.0	35.0	–	0.0	–	–	–	–	–	2.6	0.0	–	–	–
117.0	30.0	–	0.0	–	0.0	–	–	11.8	–	0.0	–	–	–
117.0	45.0	–	0.0	–	0.0	–	–	3.4	–	0.0	–	–	–

TABLE 4. (cont.)

Scomber japonicus (cont.)

STATION		JAN.	FEB.	MAR.	APR.	MAY	JUNE	JULY	AUG.	SEP.	OCT.	NOV.	DEC.
117.0	60.0	–	0.0	–	0.0	–	15.4	–	–	0.0	–	–	–
118.0	39.0	–	0.0	–	0.0	–	–	0.0	–	2.7	–	–	–
119.0	33.0	–	0.0	–	0.0	–	–	–	23.9	0.0	–	–	–
120.0	23.0	–	0.0	–	0.0	–	–	0.0	–	16.9	–	–	–
120.0	24.0	–	0.0	–	0.0	–	–	0.0	–	9.5	–	–	–
120.0	25.0	–	0.0	–	0.0	–	–	10.0	–	0.0	–	–	–
120.0	30.0	–	0.0	–	0.0	–	–	0.0	–	9.0	–	–	–
120.0	35.0	–	0.0	–	0.0	–	–	2.6	–	0.0	–	–	–
120.0	40.0	–	0.0	–	0.0	–	–	0.0	–	21.8	–	–	–
120.0	45.0	–	0.0	–	0.0	–	–	–	14.3	0.0	–	–	–
123.0	36.0	–	0.0	–	0.0	–	–	0.0	–	9.5	–	–	–
123.0	37.0	–	0.0	–	0.0	–	–	0.0	–	3.0	–	–	–
123.0	45.0	–	0.0	–	0.0	–	–	13.3	–	0.0	–	–	–
123.5	35.6	–	0.0	–	0.0	–	–	0.0	–	2.9	–	–	–
127.0	45.0	–	0.0	–	0.0	–	–	6.5	–	0.0	–	–	–
130.0	26.0	–	0.0	–	0.0	–	–	–	15.8	0.0	–	–	–
130.0	28.0	–	0.0	–	0.0	–	–	–	0.0	7.1	–	–	–
130.0	30.0	–	0.0	–	0.0	–	–	–	0.0	5.2	–	–	–
133.0	21.0	–	0.0	–	0.0	–	–	0.0	–	18.3	–	–	–
133.0	23.0	–	0.0	–	0.0	–	–	0.0	–	2.5	–	–	–
137.0	21.0	–	0.0	–	0.0	–	–	–	1.4	0.0	–	–	–
137.0	22.0	–	0.0	–	0.0	–	–	–	6.4	0.0	–	–	–

Scomberomorus spp.

STATION		JAN.	FEB.	MAR.	APR.	MAY	JUNE	JULY	AUG.	SEP.	OCT.	NOV.	DEC.
137.0	20.0	–	0.0	–	0.0	–	–	–	36.1	0.0	–	–	–
137.0	21.0	–	0.0	–	0.0	–	–	–	8.2	0.0	–	–	–
137.0	22.0	–	0.0	–	0.0	–	–	–	113.4	0.0	–	–	–
137.0	23.0	–	0.0	–	0.0	–	–	–	20.9	0.0	–	–	–
140.0	29.0	–	0.0	–	–	–	–	–	2.0	–	–	–	–

Trichiuridae

STATION		JAN.	FEB.	MAR.	APR.	MAY	JUNE	JULY	AUG.	SEP.	OCT.	NOV.	DEC.
103.0	45.0	0.0	–	–	3.0	–	0.0	–	–	0.0	–	–	–
113.0	45.0	–	0.0	–	0.0	–	0.0	–	–	2.5	–	–	–
113.0	60.0	–	2.9	–	0.0	–	0.0	–	–	0.0	–	–	–
115.0	35.0	–	0.0	–	–	–	–	–	2.6	0.0	–	–	–
117.0	40.0	–	0.0	–	0.0	–	–	0.0	–	3.1	–	–	–
117.0	45.0	–	3.0	–	0.0	–	–	0.0	–	2.9	–	–	–
118.0	39.0	–	3.1	–	0.0	–	–	0.0	–	2.7	–	–	–
120.0	45.0	–	0.0	–	0.0	–	–	–	22.9	0.0	–	–	–
120.0	50.0	–	0.0	–	0.0	–	–	–	3.0	0.0	–	–	–

TABLE 4. (cont.)

Trichiuridae (cont.)

STATION		JAN.	FEB.	MAR.	APR.	MAY	JUNE	JULY	AUG.	SEP.	OCT.	NOV.	DEC.
120.0	55.0	–	0.0	–	0.0	–	–	–	0.0	5.9	–	–	–
123.0	42.0	–	0.0	–	0.0	–	–	6.3	0.0	3.0	–	–	–
123.0	45.0	–	0.0	–	0.0	–	–	0.0	–	3.0	–	–	–
123.0	55.0	–	0.0	–	0.0	–	–	2.8	–	0.0	–	–	–
123.0	60.0	–	0.0	–	–	–	–	0.0	–	3.1	–	–	–
123.0	65.0	–	0.0	–	0.0	–	–	2.8	–	–	–	–	–
127.0	34.0	–	0.0	–	0.0	–	–	2.4	–	0.0	–	–	–
127.0	40.0	–	1.4	–	0.0	–	–	0.0	0.0	0.0	–	–	–
127.0	50.0	–	0.0	–	0.0	–	–	0.0	–	3.0	–	–	–
130.0	35.0	–	0.0	–	0.0	–	–	–	2.5	3.0	–	–	–
133.0	40.0	–	3.0	–	0.0	–	–	0.0	–	0.0	–	–	–
133.0	45.0	–	8.8	–	0.0	–	–	0.0	–	0.0	–	–	–
137.0	20.0	–	0.0	–	0.0	–	–	–	0.0	1.9	–	–	–
137.0	30.0	–	3.1	–	0.0	–	–	–	0.0	0.0	–	–	–

Sphyraena argentea

STATION		JAN.	FEB.	MAR.	APR.	MAY	JUNE	JULY	AUG.	SEP.	OCT.	NOV.	DEC.
87.0	32.5	0.0	–	–	0.0	–	0.0	–	–	3.3	–	–	–
87.0	35.0	0.0	–	–	0.0	–	0.0	–	–	3.0	–	–	–
90.0	32.0	0.0	–	–	0.0	–	–	2.5	–	0.0	–	–	–
93.0	26.5	0.0	–	–	–	–	26.5	–	–	0.0	–	–	–
93.0	27.0	0.0	–	0.0	–	–	45.9	–	–	0.0	–	–	–
93.0	28.0	0.0	–	0.0	–	–	9.6	–	–	0.0	–	–	–
93.0	30.0	0.0	–	0.0	–	–	27.6	–	–	5.9	–	–	–
93.0	35.0	0.0	–	0.0	–	–	3.0	–	–	0.0	–	–	–
115.0	35.0	–	0.0	–	–	–	–	–	2.6	0.0	–	–	–
117.0	24.8	–	3.0	–	0.0	–	–	0.0	–	0.0	–	–	–
120.0	23.0	–	0.0	–	0.0	–	–	0.0	–	1.9	–	–	–
120.0	40.0	–	0.0	–	0.0	–	–	2.6	–	0.0	–	–	–
120.0	45.0	–	0.0	–	0.0	–	–	–	2.9	0.0	–	–	–
127.0	40.0	–	0.0	–	0.0	–	–	8.5	0.0	0.0	–	–	–
127.0	45.0	–	0.0	–	0.0	–	–	3.2	–	0.0	–	–	–
130.0	25.5	–	0.0	–	0.0	–	–	–	28.4	0.0	–	–	–
130.0	26.0	–	0.0	–	0.0	–	–	–	9.1	0.0	–	–	–
130.0	35.0	–	0.0	–	0.0	–	–	–	15.3	0.0	–	–	–
133.0	30.0	–	0.0	–	0.0	–	–	8.9	–	0.0	–	–	–
137.0	20.0	–	0.0	–	0.0	–	–	–	0.4	0.0	–	–	–
137.0	21.0	–	0.0	–	0.0	–	–	–	28.8	0.0	–	–	–
137.0	22.0	–	0.0	–	0.0	–	–	–	55.6	0.0	–	–	–
137.0	23.0	–	0.0	–	0.0	–	–	–	39.9	0.0	–	–	–
140.0	29.0	–	0.0	–	–	–	–	–	5.9	–	–	–	–

TABLE 4. (cont.)

Icichthys lockingtoni

STATION		JAN.	FEB.	MAR.	APR.	MAY	JUNE	JULY	AUG.	SEP.	OCT.	NOV.	DEC.
60.0	60.0	0.0	–	–	–	–	–	5.7	–	–	–	–	–
60.0	70.0	3.2	–	–	–	–	–	25.4	–	–	–	–	–
60.0	80.0	0.0	–	–	–	–	–	3.1	–	–	–	–	–
60.0	120.0	0.0	–	–	–	–	–	5.4	–	–	–	–	–
63.0	60.0	0.0	–	–	2.5	–	–	0.0	–	–	–	–	–
67.0	55.0	0.0	–	–	2.7	–	–	0.0	–	–	–	–	–
67.0	65.0	–	–	–	5.8	–	–	–	–	–	–	–	–
67.0	70.0	–	–	–	2.8	–	–	–	–	–	–	–	–
70.0	52.0	6.3	–	–	2.6	–	–	–	–	–	–	–	–
70.0	53.0	3.0	–	–	0.0	–	–	2.9	–	–	–	–	–
70.0	55.0	8.7	–	–	–	–	–	–	–	–	–	–	–
70.0	60.0	0.0	–	–	0.0	–	–	10.6	–	–	–	–	–
70.0	70.0	0.0	–	–	0.0	–	–	6.1	–	–	–	–	–
70.0	90.0	0.0	–	–	–	–	–	5.5	–	–	–	–	–
73.0	49.4	0.0	–	–	0.7	–	–	0.0	–	–	–	–	–
73.0	53.0	2.7	–	–	3.0	–	–	2.8	–	–	–	–	–
73.0	60.0	0.0	–	–	0.0	–	–	2.8	–	–	–	–	–
73.0	70.0	–	–	–	2.8	–	–	–	–	–	–	–	–
73.0	80.0	–	–	–	2.6	–	–	–	–	–	–	–	–
77.0	55.0	2.9	–	–	0.0	–	–	0.0	–	–	–	–	–
77.0	57.0	3.0	–	–	0.0	–	–	0.0	–	–	–	–	–
77.0	65.0	–	–	–	15.3	–	–	–	–	–	–	–	–
80.0	65.0	6.2	–	–	3.4	–	–	0.0	5.9	–	–	–	–
80.0	70.0	0.0	–	–	37.4	–	–	6.1	0.0	–	–	–	–
80.0	80.0	6.0	–	–	6.4	–	–	0.0	–	0.0	–	–	–
83.0	65.0	0.0	–	–	0.0	–	19.7	–	–	0.0	–	–	–
83.0	70.0	0.0	–	–	0.0	–	6.7	–	–	0.0	–	–	–
83.0	80.0	0.0	–	–	5.7	–	0.0	–	–	0.0	–	–	–
83.0	90.0	0.0	–	–	–	–	6.4	–	–	–	–	–	–
87.0	55.0	0.0	–	–	0.0	–	3.3	–	–	0.0	–	–	–
87.0	70.0	0.0	–	–	0.0	–	3.0	–	–	0.0	–	–	–
87.0	75.0	–	–	–	–	–	–	–	–	3.2	–	–	–
87.0	80.0	3.0	–	–	0.0	–	6.5	–	–	0.0	–	–	–
87.0	90.0	0.0	–	–	5.6	–	0.0	–	–	–	–	–	–
90.0	60.0	0.0	–	–	0.0	–	–	2.7	–	0.0	–	–	–
90.0	65.0	0.0	–	–	5.9	–	–	0.0	–	0.0	–	–	–
93.0	50.0	0.0	–	–	0.0	–	3.3	–	–	0.0	–	–	–
93.0	70.0	0.0	–	–	0.0	–	6.6	–	–	0.0	–	–	–
97.0	40.0	0.0	–	0.0	–	–	6.5	–	–	0.0	–	–	–
100.0	35.0	0.0	–	–	3.2	–	–	0.0	–	0.0	–	–	–
100.0	60.0	3.0	–	–	0.0	–	–	0.0	–	0.0	–	–	–
103.0	65.0	2.8	–	–	0.0	–	0.0	–	–	0.0	–	–	–
103.0	70.0	3.0	–	–	0.0	–	0.0	–	–	0.0	–	–	–

TABLE 4. (cont.)

Nomeidae

STATION		JAN.	FEB.	MAR.	APR.	MAY	JUNE	JULY	AUG.	SEP.	OCT.	NOV.	DEC.
113.0	40.0	-	0.0	-	0.0	-	0.0	-	-	12.4	-	-	-

Peprilus simillimus

STATION		JAN.	FEB.	MAR.	APR.	MAY	JUNE	JULY	AUG.	SEP.	OCT.	NOV.	DEC.
77.0	49.0	-	-	-	0.7	-	-	0.0	-	-	-	-	-
80.0	50.2	0.0	-	-	1.5	-	-	0.0	0.0	-	-	-	-
80.0	51.0	0.0	-	-	3.5	-	-	0.0	0.0	-	-	-	-
80.0	52.0	0.0	-	-	6.7	-	-	0.0	0.0	-	-	-	-
83.0	40.0	0.0	-	-	0.8	-	0.0	-	-	0.0	-	-	-
83.0	43.0	0.0	-	-	0.0	-	15.8	-	-	0.0	-	-	-
83.0	51.0	0.0	-	-	2.6	-	0.0	-	-	0.0	-	-	-
87.0	32.5	0.0	-	-	0.0	-	1.7	-	-	0.0	-	-	-
87.0	33.0	0.0	-	-	0.0	-	16.1	-	-	0.0	-	-	-
87.0	34.0	0.0	-	-	0.0	-	10.6	-	-	0.0	-	-	-
90.0	37.0	0.0	-	-	0.0	-	-	2.1	-	0.0	-	-	-
93.0	26.5	0.0	-	-	-	-	2.5	-	-	0.0	-	-	-
93.0	27.0	0.0	-	0.0	-	-	14.3	-	-	0.0	-	-	-
93.0	30.0	0.0	-	0.0	-	-	3.1	-	-	0.0	-	-	-
103.0	30.0	0.0	-	-	0.0	-	2.6	-	-	0.0	-	-	-
117.0	25.0	-	0.0	-	0.0	-	-	0.0	-	2.6	-	-	-
117.0	35.0	-	0.0	-	3.3	-	-	0.0	-	0.0	-	-	-
117.0	60.0	-	0.0	-	0.0	-	3.8	-	-	0.0	-	-	-
119.0	33.0	-	0.0	-	2.9	-	-	-	32.6	0.0	-	-	-
120.0	23.0	-	2.5	-	0.0	-	-	2.9	-	0.0	-	-	-
120.0	24.0	-	55.7	-	0.0	-	-	0.0	-	4.8	-	-	-
120.0	25.0	-	3.7	-	0.0	-	-	6.0	-	0.0	-	-	-
120.0	35.0	-	6.1	-	0.0	-	-	18.2	-	0.0	-	-	-
120.0	40.0	-	0.0	-	0.0	-	-	5.2	-	0.0	-	-	-
123.0	45.0	-	0.0	-	2.9	-	-	0.0	-	0.0	-	-	-
127.0	45.0	-	0.0	-	0.0	-	-	3.2	-	0.0	-	-	-
133.0	21.0	-	4.0	-	0.0	-	-	2.0	-	0.0	-	-	-
133.0	23.0	-	18.6	-	0.0	-	-	0.0	-	0.0	-	-	-
133.0	25.0	-	40.5	-	0.0	-	-	0.0	-	0.0	-	-	-
133.0	30.0	-	2.8	-	0.0	-	-	0.0	-	0.0	-	-	-
133.0	35.0	-	2.9	-	0.0	-	-	0.0	-	0.0	-	-	-
133.0	40.0	-	3.0	-	0.0	-	-	0.0	-	0.0	-	-	-
133.0	45.0	-	2.9	-	0.0	-	-	0.0	-	0.0	-	-	-
137.0	20.0	-	0.3	-	0.0	-	-	-	0.0	0.0	-	-	-
137.0	21.0	-	12.0	-	0.0	-	-	-	0.0	0.0	-	-	-
137.0	22.0	-	40.3	-	0.0	-	-	-	0.0	0.0	-	-	-
137.0	23.0	-	3.7	-	0.0	-	-	-	0.0	0.0	-	-	-
140.0	28.8	-	2.7	-	-	-	-	-	0.0	-	-	-	-
140.0	30.0	-	13.6	-	-	-	-	-	0.0	-	-	-	-

TABLE 4. (cont.)

Tetragonurus cuvieri

STATION	JAN.	FEB.	MAR.	APR.	MAY	JUNE	JULY	AUG.	SEP.	OCT.	NOV.	DEC.
60.0 140.0	0.0	–	–	–	–	–	2.6	–	–	–	–	–
60.0 180.0	0.0	–	–	–	–	–	2.7	–	–	–	–	–
70.0 120.0	3.0	–	–	–	–	–	0.0	–	–	–	–	–
80.0 100.0	3.0	–	–	–	–	–	0.0	–	–	–	–	–
80.0 140.0	2.7	–	–	–	–	–	–	–	–	–	–	–
87.0 65.0	0.0	–	–	0.0	–	0.0	–	–	2.9	–	–	–
87.0 90.0	0.0	–	–	0.0	–	3.1	–	–	–	–	–	–
90.0 32.0	0.0	–	–	0.0	–	–	2.5	–	0.0	–	–	–
90.0 70.0	0.0	–	–	0.0	–	–	0.0	–	20.8	–	–	–
90.0 90.0	0.0	–	–	0.0	–	–	0.0	–	24.6	–	–	–
90.0 100.0	5.5	–	–	0.0	–	–	0.0	–	–	–	–	–
90.0 120.0	0.0	–	–	–	–	–	5.4	–	–	–	–	–
90.0 140.0	0.0	–	–	–	–	–	2.7	–	–	–	–	–
93.0 75.0	–	–	–	–	–	–	–	–	2.9	–	–	–
93.0 80.0	0.0	–	–	0.0	–	0.0	–	–	29.4	–	–	–
93.0 85.0	–	–	–	–	–	–	–	–	29.9	–	–	–
93.0 90.0	0.0	–	–	0.0	–	0.0	–	–	14.3	–	–	–
97.0 80.0	0.0	–	–	–	–	0.0	–	–	11.6	–	–	–
97.0 100.0	–	–	–	3.5	–	–	–	–	–	–	–	–
100.0 100.0	–	3.0	–	–	–	–	0.0	–	–	–	–	–
100.0 120.0	–	0.0	–	–	–	–	3.0	–	–	–	–	–
103.0 60.0	0.0	–	–	0.0	–	0.0	–	–	3.1	–	–	–
103.0 90.0	–	6.1	–	0.0	–	0.0	–	–	–	–	–	–
107.0 65.0	–	0.0	–	0.0	–	0.0	–	–	3.3	–	–	–
107.0 70.0	–	0.0	–	0.0	–	0.0	–	–	3.0	–	–	–
110.0 45.0	–	0.0	–	0.0	–	–	–	0.0	10.1	–	–	–
113.0 40.0	–	0.0	–	0.0	–	0.0	–	–	3.1	–	–	–
113.0 45.0	–	0.0	–	0.0	–	0.0	–	–	2.5	–	–	–
117.0 40.0	–	3.0	–	0.0	–	–	0.0	–	0.0	–	–	–
127.0 40.0	–	0.0	–	0.0	–	–	0.0	2.7	0.0	–	–	–
140.0 45.0	–	0.0	–	–	–	–	–	2.8	–	–	–	–

Chiasmodontidae

STATION	JAN.	FEB.	MAR.	APR.	MAY	JUNE	JULY	AUG.	SEP.	OCT.	NOV.	DEC.
90.0 80.0	0.0	–	–	3.2	–	–	0.0	–	0.0	–	–	–
93.0 80.0	0.0	–	–	3.2	–	0.0	–	–	0.0	–	–	–
97.0 45.0	0.0	–	3.5	–	–	0.0	–	–	0.0	–	–	–
97.0 50.0	0.0	–	0.0	–	–	3.3	–	–	0.0	–	–	–
97.0 85.0	–	–	–	7.2	–	–	–	–	–	–	–	–
100.0 85.0	–	–	–	3.5	–	–	–	–	–	–	–	–
100.0 90.0	0.0	–	–	3.3	–	–	0.0	–	–	–	–	–
103.0 50.0	0.0	–	–	3.3	–	0.0	–	–	0.0	–	–	–
103.0 75.0	–	–	–	6.4	–	–	–	–	–	–	–	–
107.0 80.0	–	0.0	–	0.0	–	3.2	–	–	–	–	–	–

TABLE 4. (cont.)

Chiasmodontidae (cont.)

STATION		JAN.	FEB.	MAR.	APR.	MAY	JUNE	JULY	AUG.	SEP.	OCT.	NOV.	DEC.
110.0	75.0	–	–	–	3.2	–	–	–	–	–	–	–	–
110.0	80.0	–	2.6	–	0.0	–	–	0.0	–	–	–	–	–
113.0	65.0	–	0.0	–	3.3	–	0.0	–	–	–	–	–	–
113.0	70.0	–	0.0	–	3.1	–	0.0	–	–	–	–	–	–
115.0	35.0	–	0.0	–	–	–	–	–	2.6	0.0	–	–	–
117.0	65.0	–	0.0	–	2.8	–	0.0	–	–	–	–	–	–
117.0	85.0	–	–	–	2.9	–	–	–	–	–	–	–	–
117.0	90.0	–	2.9	–	0.0	–	0.0	–	–	–	–	–	–
120.0	65.0	–	0.0	–	3.1	–	–	–	0.0	–	–	–	–
120.0	70.0	–	0.0	–	6.6	–	–	–	0.0	–	–	–	–
120.0	75.0	–	–	–	3.1	–	–	–	–	–	–	–	–
123.0	42.0	–	0.0	–	2.9	–	–	0.0	0.0	0.0	–	–	–
123.0	50.0	–	0.0	–	0.0	–	–	2.8	–	0.0	–	–	–
123.0	70.0	–	0.0	–	6.2	–	–	0.0	–	–	–	–	–
127.0	45.0	–	0.0	–	6.2	–	–	0.0	–	0.0	–	–	–
127.0	50.0	–	0.0	–	6.1	–	–	0.0	–	0.0	–	–	–
127.0	70.0	–	0.0	–	0.0	–	–	2.8	–	–	–	–	–
127.0	80.0	–	2.9	–	–	–	–	5.5	–	–	–	–	–
130.0	35.0	–	0.0	–	3.1	–	–	–	0.0	0.0	–	–	–
130.0	45.0	–	0.0	–	0.0	–	–	–	2.8	3.0	–	–	–
130.0	50.0	–	0.0	–	0.0	–	–	–	8.2	0.0	–	–	–
130.0	55.0	–	2.9	–	0.0	–	–	–	2.7	0.0	–	–	–
130.0	60.0	–	0.0	–	0.0	–	–	–	2.8	0.0	–	–	–
130.0	90.0	–	0.0	–	–	–	–	–	2.7	–	–	–	–
130.0	100.0	–	2.8	–	–	–	–	–	0.0	–	–	–	–
133.0	55.0	–	0.0	–	5.9	–	–	0.0	–	–	–	–	–
133.0	65.0	–	0.0	–	3.1	–	–	0.0	–	–	–	–	–

Pleuronectiformes

STATION		JAN.	FEB.	MAR.	APR.	MAY	JUNE	JULY	AUG.	SEP.	OCT.	NOV.	DEC.
77.0	47.6	0.6	–	–	0.0	–	–	0.0	–	–	–	–	–
80.0	52.0	0.0	–	–	0.0	–	–	0.0	2.7	–	–	–	–
118.0	39.0	–	0.0	–	0.0	–	–	2.8	–	0.0	–	–	–
120.0	24.0	–	0.0	–	0.0	–	–	3.5	–	0.0	–	–	–

Citharichthys spp.

STATION		JAN.	FEB.	MAR.	APR.	MAY	JUNE	JULY	AUG.	SEP.	OCT.	NOV.	DEC.
60.0	49.5	1.7	–	–	–	–	–	–	–	–	–	–	–
60.0	51.0	11.3	–	–	–	–	–	0.0	–	–	–	–	–
60.0	52.0	6.8	–	–	–	–	–	0.0	–	–	–	–	–
60.0	55.0	9.3	–	–	–	–	–	0.0	–	–	–	–	–
60.0	70.0	6.5	–	–	–	–	–	0.0	–	–	–	–	–

TABLE 4. (cont.)

Citharichthys spp. (cont.)

STATION		JAN.	FEB.	MAR.	APR.	MAY	JUNE	JULY	AUG.	SEP.	OCT.	NOV.	DEC.
60.0	80.0	2.5	-	-	-	-	-	0.0	-	-	-	-	-
63.0	50.0	1.6	-	-	0.0	-	-	0.0	-	-	-	-	-
63.0	52.0	2.9	-	-	0.0	-	-	0.0	-	-	-	-	-
63.0	55.0	15.9	-	-	0.0	-	-	0.0	-	-	-	-	-
67.0	50.0	2.3	-	-	2.7	-	-	0.0	-	-	-	-	-
67.0	55.0	10.0	-	-	0.0	-	-	0.0	-	-	-	-	-
67.0	60.0	6.0	-	-	0.0	-	-	0.0	-	-	-	-	-
67.0	65.0	-	-	-	2.9	-	-	-	-	-	-	-	-
70.0	50.0	29.3	-	-	0.0	-	-	0.0	-	-	-	-	-
70.0	51.0	6.1	-	-	0.0	-	-	0.0	-	-	-	-	-
70.0	52.0	6.3	-	-	0.0	-	-	-	-	-	-	-	-
70.0	53.0	3.0	-	-	5.4	-	-	0.0	-	-	-	-	-
70.0	55.0	8.7	-	-	-	-	-	-	-	-	-	-	-
70.0	60.0	0.0	-	-	2.9	-	-	0.0	-	-	-	-	-
70.0	70.0	2.7	-	-	0.0	-	-	0.0	-	-	-	-	-
73.0	49.4	0.0	-	-	0.7	-	-	0.0	-	-	-	-	-
73.0	50.0	7.0	-	-	0.0	-	-	0.0	-	-	-	-	-
73.0	51.0	3.1	-	-	2.8	-	-	0.0	-	-	-	-	-
73.0	53.0	2.7	-	-	3.0	-	-	0.0	-	-	-	-	-
73.0	60.0	2.8	-	-	0.0	-	-	0.0	-	-	-	-	-
77.0	47.6	9.8	-	-	0.0	-	-	0.3	-	-	-	-	-
77.0	48.0	0.3	-	-	0.0	-	-	0.0	-	-	-	-	-
77.0	51.0	0.0	-	-	0.0	-	-	2.9	-	-	-	-	-
77.0	55.0	5.8	-	-	0.0	-	-	0.0	-	-	-	-	-
77.0	60.0	-	-	-	3.1	-	-	-	-	-	-	-	-
80.0	50.2	7.6	-	-	0.8	-	-	0.0	0.0	-	-	-	-
80.0	51.0	25.3	-	-	0.0	-	-	0.0	0.0	-	-	-	-
80.0	52.0	16.5	-	-	3.3	-	-	2.2	5.3	-	-	-	-
80.0	55.0	0.0	-	-	3.2	-	-	0.0	0.0	-	-	-	-
80.0	60.0	5.1	-	-	0.0	-	-	0.0	0.0	-	-	-	-
80.0	65.0	3.1	-	-	0.0	-	-	0.0	0.0	-	-	-	-
80.0	70.0	0.0	-	-	3.4	-	-	0.0	0.0	-	-	-	-
80.0	80.0	0.0	-	-	3.2	-	-	0.0	-	0.0	-	-	-
82.0	47.0	0.0	-	-	0.0	-	0.0	-	5.1	-	-	-	-
83.0	39.0	0.0	-	-	-	-	3.8	-	-	0.0	-	-	-
83.0	40.0	1.9	-	-	0.0	-	9.3	-	-	0.0	-	-	-
83.0	43.0	0.0	-	-	5.6	-	12.6	-	-	8.6	-	-	-
83.0	51.0	0.0	-	-	2.6	-	3.2	-	-	0.0	-	-	-
83.0	55.0	5.8	-	-	0.0	-	3.3	-	-	0.0	-	-	-
83.0	60.0	3.0	-	-	6.0	-	0.0	-	-	0.0	-	-	-
83.0	65.0	8.6	-	-	0.0	-	0.0	-	-	0.0	-	-	-
83.0	70.0	16.0	-	-	0.0	-	0.0	-	-	0.0	-	-	-
83.0	75.0	-	-	-	-	-	-	-	-	5.7	-	-	-
83.0	80.0	14.1	-	-	5.7	-	0.0	-	-	0.0	-	-	-
87.0	32.5	0.0	-	-	0.0	-	3.5	-	-	0.0	-	-	-
87.0	33.0	0.0	-	-	0.0	-	8.1	-	-	0.0	-	-	-

TABLE 4. (cont.)

Citharichthys spp. (cont.)

STATION		JAN.	FEB.	MAR.	APR.	MAY	JUNE	JULY	AUG.	SEP.	OCT.	NOV.	DEC.
87.0	34.0	26.7	–	–	0.0	–	0.0	–	–	7.9	–	–	–
87.0	35.0	17.6	–	–	0.0	–	9.2	–	–	0.0	–	–	–
87.0	40.0	5.7	–	–	0.0	–	0.0	–	–	3.0	–	–	–
87.0	45.0	9.2	–	–	0.0	–	3.3	–	–	0.0	–	–	–
87.0	50.0	7.9	–	–	0.0	–	0.0	–	–	0.0	–	–	–
87.0	55.0	11.9	–	–	0.0	–	3.3	–	–	0.0	–	–	–
87.0	65.0	3.1	–	–	0.0	–	0.0	–	–	0.0	–	–	–
87.0	70.0	3.1	–	–	0.0	–	0.0	–	–	6.1	–	–	–
87.0	75.0	–	–	–	–	–	–	–	–	3.2	–	–	–
87.0	80.0	3.0	–	–	3.0	–	0.0	–	–	0.0	–	–	–
90.0	27.5	0.6	–	–	0.0	–	–	0.0	–	0.0	–	–	–
90.0	28.0	16.7	–	–	0.0	–	–	0.0	–	0.0	–	–	–
90.0	32.0	21.6	–	–	0.0	–	–	0.0	–	0.0	–	–	–
90.0	37.0	12.0	–	–	0.0	–	–	0.0	–	0.0	–	–	–
90.0	53.0	6.5	–	–	0.0	–	–	0.0	–	0.0	–	–	–
90.0	60.0	0.0	–	–	0.0	–	–	10.8	–	3.0	–	–	–
90.0	90.0	3.0	–	–	0.0	–	–	0.0	–	0.0	–	–	–
90.0	100.0	0.0	–	–	3.1	–	–	0.0	–	–	–	–	–
93.0	26.5	0.0	–	–	–	–	2.5	–	–	0.0	–	–	–
93.0	27.0	2.8	–	0.0	–	–	2.9	–	–	15.3	–	–	–
93.0	28.0	3.1	–	0.0	–	–	0.0	–	–	26.7	–	–	–
93.0	30.0	6.1	–	0.0	–	–	0.0	–	–	0.0	–	–	–
93.0	40.0	0.0	–	–	0.0	–	18.9	–	–	0.0	–	–	–
93.0	55.0	3.1	–	–	0.0	–	0.0	–	–	0.0	–	–	–
93.0	80.0	3.0	–	–	0.0	–	0.0	–	–	0.0	–	–	–
96.8	28.7	14.2	–	0.0	–	–	0.0	–	–	0.0	–	–	–
97.0	29.0	43.0	–	4.8	–	–	0.0	–	–	0.0	–	–	–
97.0	30.0	4.3	–	7.6	–	–	5.6	–	–	0.0	–	–	–
97.0	32.0	6.2	–	31.0	–	–	6.7	–	–	0.0	–	–	–
97.0	35.0	0.0	–	6.3	–	–	0.0	–	–	2.9	–	–	–
97.0	40.0	0.0	–	0.0	–	–	3.3	–	–	21.2	–	–	–
97.0	45.0	0.0	–	0.0	–	–	0.0	–	–	15.2	–	–	–
97.0	70.0	5.9	–	–	–	–	0.0	–	–	0.0	–	–	–
100.0	29.0	3.8	–	–	11.6	–	–	0.0	–	0.0	–	–	–
100.0	30.0	14.1	–	–	9.6	–	–	0.0	–	5.5	–	–	–
100.0	35.0	0.0	–	–	0.0	–	–	0.0	–	30.4	–	–	–
100.0	40.0	0.0	–	–	0.0	–	–	0.0	–	3.1	–	–	–
100.0	70.0	3.1	–	–	0.0	–	–	0.0	–	0.0	–	–	–
103.0	28.5	1.3	–	–	0.0	–	0.0	–	–	0.0	–	–	–
103.0	30.0	2.5	–	–	6.1	–	0.0	–	–	0.0	–	–	–
103.0	35.0	0.0	–	–	3.1	–	0.0	–	–	0.0	–	–	–
103.0	40.0	0.0	–	–	0.0	–	0.0	–	–	3.1	–	–	–
103.0	45.0	0.0	–	–	0.0	–	6.8	–	–	0.0	–	–	–
107.0	30.0	–	0.0	–	1.5	–	0.0	–	–	0.0	–	–	–
107.0	31.0	–	0.0	–	2.8	–	0.0	–	–	4.8	–	–	–
107.0	32.0	–	0.0	–	0.0	–	0.0	–	–	3.0	–	–	–

TABLE 4. (cont.)

Citharichthys spp. (cont.)

STATION		JAN.	FEB.	MAR.	APR.	MAY	JUNE	JULY	AUG.	SEP.	OCT.	NOV.	DEC.
107.0	35.0	-	0.0	-	0.0	-	3.5	-	-	3.0	-	-	-
107.0	40.0	-	0.0	-	0.0	-	0.0	-	-	5.9	-	-	-
107.0	45.0	-	0.0	-	0.0	-	0.0	-	-	3.3	-	-	-
107.0	55.0	-	0.0	-	0.0	-	0.0	-	-	3.1	-	-	-
110.0	32.0	-	1.3	-	0.0	-	-	-	0.0	29.2	-	-	-
110.0	35.0	-	0.0	-	0.0	-	-	-	0.0	17.9	-	-	-
110.0	40.0	-	0.0	-	0.0	-	-	-	0.0	18.8	-	-	-
110.0	50.0	-	5.6	-	0.0	-	-	-	0.0	3.1	-	-	-
110.0	55.0	-	0.0	-	0.0	-	-	-	5.7	0.0	-	-	-
110.0	60.0	-	0.0	-	0.0	-	-	-	8.3	0.0	-	-	-
110.0	70.0	-	0.0	-	0.0	-	-	-	18.1	-	-	-	-
110.0	80.0	-	0.0	-	0.0	-	-	16.0	-	-	-	-	-
113.0	28.5	-	0.9	-	0.0	-	0.0	-	-	20.2	-	-	-
113.0	29.0	-	10.8	-	0.0	-	0.0	-	-	16.0	-	-	-
113.0	30.0	-	68.5	-	5.6	-	0.0	-	90.5	16.1	-	-	-
113.0	35.0	-	6.0	-	3.5	-	0.0	-	-	42.1	-	-	-
113.0	40.0	-	0.0	-	0.0	-	0.0	-	-	3.1	-	-	-
113.0	45.0	-	0.0	-	0.0	-	0.0	-	-	14.8	-	-	-
113.0	50.0	-	0.0	-	0.0	-	0.0	-	-	3.0	-	-	-
113.0	55.0	-	0.0	-	0.0	-	3.0	-	-	0.0	-	-	-
113.0	60.0	-	11.8	-	0.0	-	0.0	-	-	0.0	-	-	-
113.0	65.0	-	6.2	-	0.0	-	0.0	-	-	-	-	-	-
115.0	35.0	-	19.9	-	-	-	-	-	289.7	81.4	-	-	-
117.0	24.8	-	5.0	-	0.0	-	-	28.6	-	20.7	-	-	-
117.0	25.0	-	26.1	-	2.8	-	-	37.8	-	136.2	-	-	-
117.0	26.0	-	67.2	-	27.1	-	-	138.8	-	181.5	-	-	-
117.0	30.0	-	453.7	-	13.0	-	-	32.3	-	49.4	-	-	-
117.0	35.0	-	6.3	-	13.0	-	-	0.0	-	90.5	-	-	-
117.0	40.0	-	15.3	-	0.0	-	-	0.0	-	6.2	-	-	-
117.0	45.0	-	38.5	-	0.0	-	-	3.4	-	11.6	-	-	-
117.0	50.0	-	3.2	-	49.5	-	-	19.9	-	0.0	-	-	-
117.0	55.0	-	0.0	-	0.0	-	-	69.3	-	0.0	-	-	-
117.0	60.0	-	0.0	-	0.0	-	77.0	-	-	0.0	-	-	-
118.0	39.0	-	6.2	-	80.3	-	-	56.0	-	13.6	-	-	-
119.0	33.0	-	191.5	-	29.0	-	-	-	516.5	71.5	-	-	-
120.0	22.5	-	0.0	-	18.1	-	-	21.6	-	33.0	-	-	-
120.0	23.0	-	1.3	-	5.6	-	-	25.0	-	7.5	-	-	-
120.0	24.0	-	58.3	-	12.5	-	-	617.1	-	54.7	-	-	-
120.0	25.0	-	84.2	-	8.0	-	-	1986.0	-	81.5	-	-	-
120.0	30.0	-	107.3	-	812.3	-	-	505.9	-	90.3	-	-	-
120.0	35.0	-	155.6	-	133.9	-	-	764.4	-	27.4	-	-	-
120.0	40.0	-	18.6	-	39.9	-	-	1029.4	-	13.7	-	-	-
120.0	45.0	-	5.8	-	12.4	-	-	-	68.6	0.0	-	-	-
120.0	50.0	-	24.6	-	0.0	-	-	-	0.0	0.0	-	-	-
120.0	55.0	-	2.8	-	0.0	-	-	-	2.6	8.9	-	-	-
120.0	65.0	-	2.8	-	0.0	-	-	-	2.7	-	-	-	-

TABLE 4. (cont.)

Citharichthys spp. (cont.)

STATION		JAN.	FEB.	MAR.	APR.	MAY	JUNE	JULY	AUG.	SEP.	OCT.	NOV.	DEC.
120.0	70.0	-	2.9	-	0.0	-	-	-	0.0	-	-	-	-
123.0	36.0	-	18.7	-	4.8	-	-	39.8	-	0.0	-	-	-
123.0	37.0	-	17.2	-	2.5	-	-	36.0	-	3.0	-	-	-
123.0	42.0	-	35.9	-	8.6	-	-	3.2	56.7	0.0	-	-	-
123.0	45.0	-	0.0	-	0.0	-	-	19.9	-	0.0	-	-	-
123.0	50.0	-	2.9	-	0.0	-	-	0.0	-	0.0	-	-	-
123.0	55.0	-	0.0	-	0.0	-	-	5.7	-	3.1	-	-	-
123.5	35.6	-	8.9	-	4.9	-	-	6.3	-	0.0	-	-	-
127.0	32.6	-	34.3	-	19.9	-	-	11.0	-	0.0	-	-	-
127.0	33.0	-	373.3	-	13.5	-	-	0.0	-	0.0	-	-	-
127.0	34.0	-	147.3	-	22.0	-	-	65.3	-	0.0	-	-	-
127.0	40.0	-	43.9	-	219.8	-	-	2.8	2.7	0.0	-	-	-
127.0	45.0	-	0.0	-	0.0	-	-	148.6	-	6.2	-	-	-
127.0	50.0	-	0.0	-	0.0	-	-	5.8	-	0.0	-	-	-
127.0	55.0	-	0.0	-	0.0	-	-	2.7	-	3.2	-	-	-
130.0	25.5	-	1.3	-	0.0	-	-	-	591.3	7.7	-	-	-
130.0	26.0	-	1.9	-	0.0	-	-	-	16.6	2.3	-	-	-
130.0	28.0	-	21.4	-	16.3	-	-	-	12.4	2.4	-	-	-
130.0	30.0	-	0.0	-	0.0	-	-	-	0.0	23.2	-	-	-
130.0	35.0	-	20.0	-	6.2	-	-	-	22.9	6.1	-	-	-
130.0	40.0	-	0.0	-	78.8	-	-	-	0.0	0.0	-	-	-
130.0	45.0	-	5.6	-	0.0	-	-	-	0.0	0.0	-	-	-
130.0	50.0	-	2.9	-	0.0	-	-	-	0.0	0.0	-	-	-
133.0	21.0	-	6.0	-	0.0	-	-	0.0	-	320.6	-	-	-
133.0	23.0	-	10.6	-	0.0	-	-	0.0	-	17.5	-	-	-
133.0	25.0	-	24.3	-	60.8	-	-	2.7	-	2.9	-	-	-
133.0	30.0	-	16.6	-	37.2	-	-	29.6	-	5.7	-	-	-
133.0	35.0	-	20.2	-	9.3	-	-	29.6	-	3.0	-	-	-
133.0	40.0	-	17.9	-	0.0	-	-	23.3	-	0.0	-	-	-
133.0	45.0	-	120.1	-	0.0	-	-	0.0	-	0.0	-	-	-
133.0	50.0	-	19.8	-	0.0	-	-	0.0	-	3.0	-	-	-
137.0	20.0	-	0.0	-	6.6	-	-	-	0.0	9.4	-	-	-
137.0	21.0	-	2.5	-	2.2	-	-	-	58.9	49.7	-	-	-
137.0	22.0	-	2.6	-	4.5	-	-	-	19.3	40.8	-	-	-
137.0	23.0	-	1.9	-	21.1	-	-	-	1.9	44.2	-	-	-
137.0	30.0	-	6.2	-	9.3	-	-	-	0.0	15.3	-	-	-
137.0	35.0	-	3.1	-	0.0	-	-	-	0.0	0.0	-	-	-
140.0	28.8	-	0.0	-	-	-	-	-	1.4	-	-	-	-
140.0	29.0	-	2.3	-	-	-	-	-	7.8	-	-	-	-

Citharichthys stigmaeus

STATION		JAN.	FEB.	MAR.	APR.	MAY	JUNE	JULY	AUG.	SEP.	OCT.	NOV.	DEC.
60.0	60.0	2.7	-	-	-	-	-	0.0	-	-	-	-	-
60.0	80.0	0.0	-	-	-	-	-	3.1	-	-	-	-	-

TABLE 4. (cont.)

Citharichthys stigmaeus (cont.)

STATION		JAN.	FEB.	MAR.	APR.	MAY	JUNE	JULY	AUG.	SEP.	OCT.	NOV.	DEC.
67.0	49.0	0.0	–	–	0.0	–	–	3.1	–	–	–	–	–
67.0	55.0	0.0	–	–	2.7	–	–	0.0	–	–	–	–	–
67.0	70.0	–	–	–	2.8	–	–	–	–	–	–	–	–
67.0	80.0	–	–	–	2.7	–	–	–	–	–	–	–	–
70.0	52.0	3.2	–	–	0.0	–	–	–	–	–	–	–	–
70.0	65.0	–	–	–	2.7	–	–	–	–	–	–	–	–
77.0	65.0	–	–	–	5.1	–	–	–	–	–	–	–	–
80.0	55.0	0.0	–	–	3.2	–	–	0.0	0.0	–	–	–	–
80.0	60.0	0.0	–	–	3.4	–	–	0.0	0.0	–	–	–	–
80.0	65.0	3.1	–	–	0.0	–	–	0.0	3.0	–	–	–	–
80.0	70.0	2.8	–	–	3.4	–	–	0.0	10.8	–	–	–	–
80.0	75.0	–	–	–	–	–	–	–	–	8.2	–	–	–
80.0	80.0	0.0	–	–	3.2	–	–	0.0	–	0.0	–	–	–
80.0	120.0	3.0	–	–	–	–	–	0.0	–	–	–	–	–
83.0	55.0	2.9	–	–	0.0	–	0.0	–	–	3.1	–	–	–
83.0	60.0	0.0	–	–	0.0	–	6.9	–	–	2.7	–	–	–
83.0	65.0	5.7	–	–	0.0	–	0.0	–	–	0.0	–	–	–
83.0	70.0	0.0	–	–	0.0	–	0.0	–	–	2.8	–	–	–
87.0	34.0	0.0	–	–	0.0	–	15.8	–	–	0.0	–	–	–
87.0	45.0	0.0	–	–	0.0	–	0.0	–	–	3.2	–	–	–
87.0	50.0	0.0	–	–	0.0	–	0.0	–	–	2.7	–	–	–
87.0	70.0	3.1	–	–	0.0	–	0.0	–	–	0.0	–	–	–
87.0	80.0	0.0	–	–	0.0	–	0.0	–	–	3.0	–	–	–
90.0	37.0	0.0	–	–	0.0	–	–	6.3	–	0.0	–	–	–
90.0	65.0	0.0	–	–	0.0	–	–	8.0	–	0.0	–	–	–
90.0	70.0	0.0	–	–	0.0	–	–	5.5	–	0.0	–	–	–
90.0	90.0	0.0	–	–	0.0	–	–	0.0	–	3.1	–	–	–
90.0	100.0	0.0	–	–	0.0	–	–	2.7	–	–	–	–	–
93.0	27.0	2.8	–	0.0	–	–	0.0	–	–	0.0	–	–	–
93.0	35.0	0.0	–	5.8	–	–	3.0	–	–	0.0	–	–	–
93.0	40.0	0.0	–	–	0.0	–	3.2	–	–	0.0	–	–	–
93.0	50.0	0.0	–	–	0.0	–	0.0	–	–	2.9	–	–	–
93.0	80.0	3.0	–	–	0.0	–	0.0	–	–	0.0	–	–	–
97.0	29.0	0.0	–	0.0	–	–	2.6	–	–	0.0	–	–	–
97.0	35.0	0.0	–	0.0	–	–	6.5	–	–	0.0	–	–	–
97.0	40.0	0.0	–	0.0	–	–	6.5	–	–	0.0	–	–	–
97.0	50.0	3.2	–	0.0	–	–	0.0	–	–	3.0	–	–	–
97.0	70.0	3.0	–	–	–	–	0.0	–	–	0.0	–	–	–
100.0	29.0	0.0	–	–	0.0	–	–	4.2	–	0.0	–	–	–
100.0	35.0	0.0	–	–	0.0	–	–	2.8	–	3.0	–	–	–
100.0	45.0	0.0	–	–	0.0	–	–	0.0	–	3.1	–	–	–
100.0	55.0	0.0	–	–	0.0	–	–	2.9	–	0.0	–	–	–
103.0	30.0	2.5	–	–	0.0	–	0.0	–	–	0.0	–	–	–
103.0	35.0	0.0	–	–	3.1	–	3.2	–	–	0.0	–	–	–
103.0	40.0	0.0	–	–	0.0	–	23.3	–	–	0.0	–	–	–
107.0	32.0	–	0.0	–	9.2	–	0.0	–	–	0.0	–	–	–

TABLE 4. (cont.)

Citharichthys stigmaeus (cont.)

STATION		JAN.	FEB.	MAR.	APR.	MAY	JUNE	JULY	AUG.	SEP.	OCT.	NOV.	DEC.
107.0	40.0	-	0.0	-	0.0	-	6.7	-	-	0.0	-	-	-
110.0	35.0	-	0.0	-	0.0	-	-	-	0.0	6.0	-	-	-
110.0	40.0	-	0.0	-	2.8	-	-	-	0.0	0.0	-	-	-
110.0	45.0	-	0.0	-	0.0	-	-	-	2.6	0.0	-	-	-
110.0	70.0	-	0.0	-	0.0	-	-	-	3.0	-	-	-	-
110.0	80.0	-	0.0	-	0.0	-	-	10.7	-	-	-	-	-
123.0	42.0	-	0.0	-	0.0	-	-	0.0	3.2	0.0	-	-	-
127.0	45.0	-	0.0	-	0.0	-	-	6.5	-	0.0	-	-	-

Hippoglossina stomata

STATION		JAN.	FEB.	MAR.	APR.	MAY	JUNE	JULY	AUG.	SEP.	OCT.	NOV.	DEC.
80.0	65.0	0.0	-	-	0.0	-	-	0.0	3.0	-	-	-	-
82.0	47.0	0.0	-	-	0.0	-	2.7	-	0.0	-	-	-	-
83.0	43.0	0.0	-	-	2.8	-	6.3	-	-	8.6	-	-	-
83.0	55.0	2.9	-	-	0.0	-	0.0	-	-	0.0	-	-	-
87.0	33.0	0.0	-	-	0.0	-	2.7	-	-	0.0	-	-	-
87.0	34.0	0.0	-	-	0.0	-	0.0	-	-	2.6	-	-	-
87.0	50.0	0.0	-	-	2.3	-	0.0	-	-	0.0	-	-	-
90.0	28.0	0.0	-	-	0.0	-	-	0.0	-	2.8	-	-	-
93.0	26.5	0.0	-	-	-	-	0.0	-	-	1.6	-	-	-
97.0	29.0	0.0	-	0.0	-	-	0.0	-	-	2.4	-	-	-
97.0	30.0	0.0	-	0.0	-	-	0.0	-	-	2.3	-	-	-
117.0	24.8	-	0.0	-	0.0	-	-	1.9	-	0.0	-	-	-
117.0	25.0	-	0.0	-	0.0	-	-	0.0	-	5.1	-	-	-
117.0	26.0	-	0.0	-	0.0	-	-	0.0	-	5.3	-	-	-
117.0	30.0	-	0.0	-	0.0	-	-	2.9	-	0.0	-	-	-
117.0	35.0	-	0.0	-	0.0	-	-	0.0	-	2.9	-	-	-
118.0	39.0	-	0.0	-	0.0	-	-	0.0	-	2.7	-	-	-
119.0	33.0	-	0.0	-	0.0	-	-	-	4.3	0.0	-	-	-
120.0	23.0	-	0.0	-	0.0	-	-	8.8	-	0.0	-	-	-
120.0	25.0	-	0.0	-	0.0	-	-	4.0	-	0.0	-	-	-
120.0	30.0	-	0.0	-	0.0	-	-	5.4	-	0.0	-	-	-
120.0	35.0	-	0.0	-	0.0	-	-	7.8	-	0.0	-	-	-
120.0	40.0	-	0.0	-	0.0	-	-	2.6	-	0.0	-	-	-
120.0	45.0	-	0.0	-	0.0	-	-	-	2.9	0.0	-	-	-
120.0	55.0	-	0.0	-	0.0	-	-	-	0.0	3.0	-	-	-
123.0	42.0	-	0.0	-	0.0	-	-	0.0	0.0	3.0	-	-	-
127.0	34.0	-	0.0	-	0.0	-	-	4.8	-	6.0	-	-	-
130.0	28.0	-	0.0	-	2.7	-	-	-	2.5	0.0	-	-	-
130.0	35.0	-	0.0	-	0.0	-	-	-	0.0	3.0	-	-	-
133.0	19.5	-	0.0	-	0.0	-	-	0.8	-	0.0	-	-	-
133.0	23.0	-	0.0	-	2.6	-	-	0.0	-	0.0	-	-	-
133.0	25.0	-	0.0	-	0.0	-	-	0.0	-	5.9	-	-	-
133.0	30.0	-	0.0	-	0.0	-	-	8.9	-	0.0	-	-	-

TABLE 4. (cont.)

Hippoglossina stomata (cont.)

STATION		JAN.	FEB.	MAR.	APR.	MAY	JUNE	JULY	AUG.	SEP.	OCT.	NOV.	DEC.
133.0	35.0	-	0.0	-	0.0	-	-	3.0	-	3.0	-	-	-
137.0	23.0	-	1.9	-	0.0	-	-	-	11.4	0.0	-	-	-
137.0	30.0	-	0.0	-	0.0	-	-	-	0.0	21.4	-	-	-
140.0	30.0	-	0.0	-	-	-	-	-	2.8	-	-	-	-
140.0	35.0	-	3.0	-	-	-	-	-	0.0	-	-	-	-

Paralichthys californicus

STATION		JAN.	FEB.	MAR.	APR.	MAY	JUNE	JULY	AUG.	SEP.	OCT.	NOV.	DEC.
63.0	49.7	1.2	-	-	0.0	-	-	-	-	-	-	-	-
63.0	50.0	0.8	-	-	0.0	-	-	0.0	-	-	-	-	-
67.0	47.3	0.7	-	-	0.0	-	-	-	-	-	-	-	-
77.0	48.0	0.6	-	-	1.2	-	-	0.0	-	-	-	-	-
77.0	49.0	-	-	-	0.7	-	-	0.0	-	-	-	-	-
77.0	51.0	0.0	-	-	3.0	-	-	0.0	-	-	-	-	-
80.0	50.2	1.4	-	-	5.3	-	-	0.4	0.0	-	-	-	-
80.0	51.0	0.0	-	-	31.6	-	-	1.6	0.0	-	-	-	-
80.0	52.0	0.0	-	-	0.0	-	-	2.2	0.0	-	-	-	-
83.0	39.0	1.6	-	-	-	-	6.3	-	-	9.6	-	-	-
83.0	40.0	1.9	-	-	0.8	-	7.8	-	-	0.0	-	-	-
83.0	43.0	0.0	-	-	0.0	-	6.3	-	-	0.0	-	-	-
83.0	51.0	0.0	-	-	0.0	-	3.2	-	-	0.0	-	-	-
87.0	32.5	0.0	-	-	1.5	-	3.5	-	-	1.7	-	-	-
87.0	33.0	4.0	-	-	2.6	-	0.0	-	-	0.0	-	-	-
87.0	34.0	0.0	-	-	2.5	-	0.0	-	-	5.3	-	-	-
87.0	40.0	0.0	-	-	0.0	-	0.0	-	-	9.1	-	-	-
90.0	27.5	1.1	-	-	4.5	-	-	0.0	-	1.3	-	-	-
90.0	28.0	2.8	-	-	0.0	-	-	0.0	-	0.0	-	-	-
90.0	32.0	8.1	-	-	0.0	-	-	0.0	-	0.0	-	-	-
90.0	37.0	3.0	-	-	0.0	-	-	0.0	-	0.0	-	-	-
93.0	26.5	12.0	-	-	-	-	34.0	-	-	6.3	-	-	-
93.0	27.0	0.0	-	7.9	-	-	8.6	-	-	0.0	-	-	-
96.8	28.7	4.7	-	0.0	-	-	4.0	-	-	1.5	-	-	-
97.0	29.0	18.7	-	7.3	-	-	5.1	-	-	0.0	-	-	-
97.0	30.0	0.0	-	2.5	-	-	0.0	-	-	0.0	-	-	-
97.0	32.0	0.0	-	3.1	-	-	0.0	-	-	0.0	-	-	-
100.0	29.0	7.5	-	-	0.0	-	-	0.0	-	0.0	-	-	-
100.0	30.0	2.8	-	-	0.0	-	-	0.0	-	0.0	-	-	-
103.0	28.5	2.5	-	-	3.6	-	2.1	-	-	0.0	-	-	-
103.0	29.0	2.3	-	-	1.6	-	0.0	-	-	0.0	-	-	-
107.0	30.0	-	3.0	-	9.2	-	9.9	-	-	0.0	-	-	-
107.0	31.0	-	0.0	-	0.0	-	0.0	-	-	2.4	-	-	-
107.0	35.0	-	3.2	-	0.0	-	0.0	-	-	0.0	-	-	-
110.0	32.0	-	2.0	-	0.0	-	-	-	1.5	0.9	-	-	-
113.0	28.5	-	3.5	-	0.0	-	0.0	-	-	0.0	-	-	-

TABLE 4. (cont.)

Paralichthys californicus (cont.)

STATION		JAN.	FEB.	MAR.	APR.	MAY	JUNE	JULY	AUG.	SEP.	OCT.	NOV.	DEC.
113.0	29.0	-	10.8	-	1.2	-	0.0	-	-	0.0	-	-	-
113.0	30.0	-	0.0	-	0.0	-	0.0	-	4.7	0.0	-	-	-
115.0	35.0	-	2.8	-	-	-	-	-	0.0	0.0	-	-	-
117.0	24.8	-	1.0	-	0.0	-	-	1.9	-	0.0	-	-	-
117.0	25.0	-	2.6	-	2.8	-	-	0.0	-	5.1	-	-	-
117.0	26.0	-	0.0	-	6.0	-	-	0.0	-	0.0	-	-	-
118.0	39.0	-	0.0	-	9.3	-	-	0.0	-	0.0	-	-	-
119.0	33.0	-	0.0	-	0.0	-	-	-	2.2	0.0	-	-	-
120.0	22.5	-	3.3	-	0.0	-	-	29.9	-	0.0	-	-	-
120.0	23.0	-	12.5	-	2.8	-	-	32.3	-	0.0	-	-	-
120.0	24.0	-	21.2	-	18.7	-	-	0.0	-	0.0	-	-	-
120.0	25.0	-	3.7	-	5.3	-	-	0.0	-	0.0	-	-	-
120.0	30.0	-	0.0	-	2.8	-	-	8.2	-	0.0	-	-	-
120.0	35.0	-	0.0	-	5.6	-	-	0.0	-	0.0	-	-	-
120.0	40.0	-	0.0	-	1.9	-	-	0.0	-	0.0	-	-	-
123.0	36.0	-	0.0	-	2.4	-	-	1.5	-	0.0	-	-	-
127.0	33.0	-	2.8	-	0.0	-	-	0.0	-	0.0	-	-	-
130.0	25.5	-	0.0	-	0.0	-	-	-	4.1	0.0	-	-	-
130.0	26.0	-	1.0	-	0.0	-	-	-	0.0	0.0	-	-	-
133.0	19.5	-	1.7	-	0.0	-	-	6.6	-	0.0	-	-	-
133.0	21.0	-	38.0	-	0.0	-	-	6.1	-	0.0	-	-	-
133.0	30.0	-	0.0	-	3.1	-	-	0.0	-	0.0	-	-	-
133.0	50.0	-	0.0	-	0.0	-	-	2.6	-	0.0	-	-	-
137.0	20.0	-	0.0	-	0.0	-	-	-	0.4	0.0	-	-	-
137.0	21.0	-	1.3	-	0.0	-	-	-	4.1	0.0	-	-	-
137.0	22.0	-	0.0	-	6.8	-	-	-	34.2	0.0	-	-	-
140.0	28.8	-	0.7	-	-	-	-	-	0.0	-	-	-	-
140.0	29.0	-	0.0	-	-	-	-	-	2.0	-	-	-	-

Syacium ovale

STATION		JAN.	FEB.	MAR.	APR.	MAY	JUNE	JULY	AUG.	SEP.	OCT.	NOV.	DEC.
133.0	30.0	-	0.0	-	0.0	-	-	0.0	-	8.6	-	-	-

Xystreurys liolepis

STATION		JAN.	FEB.	MAR.	APR.	MAY	JUNE	JULY	AUG.	SEP.	OCT.	NOV.	DEC.
87.0	33.0	0.0	-	-	0.0	-	0.0	-	-	5.2	-	-	-
87.0	34.0	0.0	-	-	0.0	-	0.0	-	-	10.6	-	-	-
113.0	29.0	-	0.0	-	0.0	-	0.0	-	-	1.8	-	-	-
118.0	39.0	-	0.0	-	0.0	-	-	2.8	-	0.0	-	-	-
120.0	24.0	-	15.9	-	0.0	-	-	1.2	-	0.0	-	-	-
120.0	25.0	-	3.7	-	0.0	-	-	0.0	-	0.0	-	-	-
130.0	28.0	-	0.0	-	0.0	-	-	-	2.5	0.0	-	-	-

TABLE 4. (cont.)

Glyptocephalus zachirus

STATION		JAN.	FEB.	MAR.	APR.	MAY	JUNE	JULY	AUG.	SEP.	OCT.	NOV.	DEC.
60.0	60.0	0.0	–	–	–	–	–	5.7	–	–	–	–	–
60.0	70.0	0.0	–	–	–	–	–	5.6	–	–	–	–	–
63.0	52.0	0.0	–	–	2.0	–	–	0.0	–	–	–	–	–
70.0	51.0	0.0	–	–	0.0	–	–	2.9	–	–	–	–	–

Hypsopsetta guttulata

STATION		JAN.	FEB.	MAR.	APR.	MAY	JUNE	JULY	AUG.	SEP.	OCT.	NOV.	DEC.
87.0	32.5	0.0	–	–	0.0	–	0.0	–	–	1.7	–	–	–
87.0	40.0	0.0	–	–	0.0	–	0.0	–	–	3.0	–	–	–
90.0	27.5	0.0	–	–	0.0	–	–	0.0	–	1.3	–	–	–
93.0	26.5	4.8	–	–	–	–	0.0	–	–	0.0	–	–	–
93.0	27.0	2.8	–	0.0	–	–	0.0	–	–	2.2	–	–	–
93.0	30.0	3.0	–	0.0	–	–	0.0	–	–	0.0	–	–	–
97.0	30.0	0.0	–	2.5	–	–	0.0	–	–	0.0	–	–	–
130.0	28.0	–	2.1	–	0.0	–	–	–	0.0	0.0	–	–	–
133.0	23.0	–	2.7	–	0.0	–	–	0.0	–	0.0	–	–	–

Lepidopsetta bilineata

STATION		JAN.	FEB.	MAR.	APR.	MAY	JUNE	JULY	AUG.	SEP.	OCT.	NOV.	DEC.
77.0	49.0	–	–	–	0.0	–	–	3.5	–	–	–	–	–
87.0	50.0	0.0	–	–	0.0	–	5.4	–	–	0.0	–	–	–

Lyopsetta exilis

STATION		JAN.	FEB.	MAR.	APR.	MAY	JUNE	JULY	AUG.	SEP.	OCT.	NOV.	DEC.
60.0	70.0	0.0	–	–	–	–	–	5.6	–	–	–	–	–
63.0	55.0	0.0	–	–	1.9	–	–	2.8	–	–	–	–	–
63.0	60.0	0.0	–	–	5.0	–	–	0.0	–	–	–	–	–
67.0	49.0	0.0	–	–	0.0	–	–	3.1	–	–	–	–	–
67.0	50.0	0.0	–	–	2.7	–	–	0.0	–	–	–	–	–
67.0	55.0	0.0	–	–	2.7	–	–	0.0	–	–	–	–	–
67.0	60.0	9.0	–	–	0.0	–	–	0.0	–	–	–	–	–
67.0	70.0	–	–	–	8.5	–	–	–	–	–	–	–	–
70.0	50.0	2.9	–	–	0.0	–	–	0.0	–	–	–	–	–
70.0	52.0	0.0	–	–	5.2	–	–	–	–	–	–	–	–
70.0	65.0	–	–	–	2.7	–	–	–	–	–	–	–	–
77.0	47.6	0.0	–	–	0.6	–	–	0.0	–	–	–	–	–
77.0	48.0	0.3	–	–	0.0	–	–	0.0	–	–	–	–	–
77.0	51.0	0.0	–	–	3.0	–	–	0.0	–	–	–	–	–
80.0	52.0	3.3	–	–	20.0	–	–	0.0	0.0	–	–	–	–
80.0	55.0	3.1	–	–	0.0	–	–	0.0	0.0	–	–	–	–

TABLE 4. (cont.)

Lyopsetta exilis (cont.)

STATION		JAN.	FEB.	MAR.	APR.	MAY	JUNE	JULY	AUG.	SEP.	OCT.	NOV.	DEC.
80.0	80.0	0.0	–	–	3.2	–	–	0.0	–	0.0	–	–	–
82.0	47.0	0.0	–	–	6.2	–	0.0	–	0.0	–	–	–	–
83.0	43.0	0.0	–	–	5.6	–	0.0	–	–	0.0	–	–	–
87.0	35.0	0.0	–	–	6.8	–	0.0	–	–	0.0	–	–	–
90.0	27.5	0.0	–	–	1.3	–	–	0.0	–	0.0	–	–	–
93.0	27.0	0.0	–	4.0	–	–	0.0	–	–	0.0	–	–	–
93.0	28.0	0.0	–	3.3	–	–	0.0	–	–	0.0	–	–	–
100.0	30.0	0.0	–	–	9.6	–	–	0.0	–	0.0	–	–	–
103.0	28.5	0.0	–	–	1.8	–	0.0	–	–	0.0	–	–	–
103.0	30.0	0.0	–	–	3.1	–	0.0	–	–	0.0	–	–	–
113.0	30.0	–	0.0	–	2.8	–	0.0	–	0.0	0.0	–	–	–
117.0	30.0	–	0.0	–	0.0	–	–	2.9	–	0.0	–	–	–
117.0	60.0	–	0.0	–	0.0	–	3.8	–	–	0.0	–	–	–
118.0	39.0	–	0.0	–	24.7	–	–	14.0	–	0.0	–	–	–

Microstomus pacificus

STATION		JAN.	FEB.	MAR.	APR.	MAY	JUNE	JULY	AUG.	SEP.	OCT.	NOV.	DEC.
60.0	100.0	0.0	–	–	–	–	–	2.6	–	–	–	–	–
60.0	120.0	0.0	–	–	–	–	–	2.7	–	–	–	–	–
63.0	60.0	0.0	–	–	2.5	–	–	0.0	–	–	–	–	–
63.0	80.0	–	–	–	5.9	–	–	–	–	–	–	–	–
67.0	55.0	0.0	–	–	2.7	–	–	0.0	–	–	–	–	–
67.0	65.0	–	–	–	11.6	–	–	–	–	–	–	–	–
70.0	60.0	0.0	–	–	0.0	–	–	2.7	–	–	–	–	–
70.0	65.0	–	–	–	2.7	–	–	–	–	–	–	–	–
77.0	65.0	–	–	–	2.5	–	–	–	–	–	–	–	–
80.0	65.0	0.0	–	–	3.4	–	–	0.0	0.0	–	–	–	–
83.0	65.0	0.0	–	–	2.9	–	3.3	–	–	0.0	–	–	–
83.0	70.0	0.0	–	–	0.0	–	6.7	–	–	0.0	–	–	–
87.0	80.0	0.0	–	–	0.0	–	3.3	–	–	0.0	–	–	–
93.0	50.0	0.0	–	–	0.0	–	3.3	–	–	0.0	–	–	–
97.0	40.0	0.0	–	0.0	–	–	3.3	–	–	0.0	–	–	–

Parophrys vetulus

STATION		JAN.	FEB.	MAR.	APR.	MAY	JUNE	JULY	AUG.	SEP.	OCT.	NOV.	DEC.
60.0	49.5	6.0	–	–	–	–	–	–	–	–	–	–	–
60.0	51.0	30.8	–	–	–	–	–	0.0	–	–	–	–	–
60.0	52.0	15.8	–	–	–	–	–	0.0	–	–	–	–	–
60.0	55.0	6.2	–	–	–	–	–	0.0	–	–	–	–	–
63.0	49.7	8.1	–	–	0.0	–	–	–	–	–	–	–	–
63.0	50.0	28.7	–	–	1.6	–	–	0.0	–	–	–	–	–
63.0	51.0	31.6	–	–	0.0	–	–	0.0	–	–	–	–	–

TABLE 4. (cont.)

Parophrys vetulus (cont.)

STATION		JAN.	FEB.	MAR.	APR.	MAY	JUNE	JULY	AUG.	SEP.	OCT.	NOV.	DEC.
63.0	52.0	0.0	–	–	6.2	–	–	0.0	–	–	–	–	–
63.0	55.0	0.0	–	–	1.9	–	–	0.0	–	–	–	–	–
70.0	51.0	6.1	–	–	2.8	–	–	0.0	–	–	–	–	–
70.0	52.0	6.3	–	–	0.0	–	–	–	–	–	–	–	–
70.0	53.0	3.0	–	–	0.0	–	–	0.0	–	–	–	–	–
73.0	49.4	0.3	–	–	0.0	–	–	0.0	–	–	–	–	–
73.0	51.0	0.0	–	–	5.6	–	–	0.0	–	–	–	–	–
77.0	47.6	0.3	–	–	0.0	–	–	0.0	–	–	–	–	–
77.0	48.0	0.6	–	–	0.0	–	–	0.0	–	–	–	–	–
77.0	49.0	–	–	–	4.7	–	–	0.0	–	–	–	–	–
77.0	51.0	3.0	–	–	33.1	–	–	0.0	–	–	–	–	–
80.0	50.2	1.8	–	–	0.8	–	–	0.9	0.0	–	–	–	–
80.0	51.0	15.8	–	–	24.6	–	–	1.6	0.0	–	–	–	–
80.0	52.0	0.0	–	–	146.5	–	–	0.0	0.0	–	–	–	–
80.0	55.0	3.1	–	–	9.6	–	–	0.0	0.0	–	–	–	–
80.0	60.0	0.0	–	–	6.8	–	–	0.0	0.0	–	–	–	–
80.0	65.0	0.0	–	–	3.4	–	–	0.0	0.0	–	–	–	–
82.0	47.0	8.6	–	–	0.0	–	2.7	–	0.0	–	–	–	–
83.0	40.0	1.9	–	–	0.0	–	0.0	–	–	0.0	–	–	–
83.0	43.0	23.7	–	–	8.4	–	0.0	–	–	0.0	–	–	–
83.0	51.0	4.7	–	–	0.0	–	0.0	–	–	0.0	–	–	–
87.0	32.5	0.0	–	–	2.2	–	0.0	–	–	0.0	–	–	–
87.0	33.0	0.0	–	–	5.3	–	2.7	–	–	0.0	–	–	–
87.0	34.0	24.0	–	–	2.5	–	0.0	–	–	0.0	–	–	–
87.0	35.0	20.6	–	–	17.1	–	0.0	–	–	0.0	–	–	–
87.0	40.0	2.8	–	–	0.0	–	0.0	–	–	0.0	–	–	–
87.0	55.0	8.9	–	–	0.0	–	0.0	–	–	0.0	–	–	–
90.0	27.5	1.7	–	–	0.6	–	–	0.0	–	0.0	–	–	–
90.0	28.0	0.0	–	–	6.1	–	–	0.0	–	0.0	–	–	–
90.0	32.0	16.2	–	–	0.0	–	–	0.0	–	0.0	–	–	–
90.0	45.0	2.5	–	–	0.0	–	–	0.0	–	0.0	–	–	–
93.0	27.0	0.0	–	11.9	–	–	2.9	–	–	0.0	–	–	–
93.0	28.0	3.1	–	3.3	–	–	0.0	–	–	0.0	–	–	–
93.0	35.0	0.0	–	0.0	–	–	3.0	–	–	0.0	–	–	–
96.8	28.7	1.2	–	0.0	–	–	0.0	–	–	0.0	–	–	–
97.0	29.0	1.9	–	12.1	–	–	0.0	–	–	0.0	–	–	–
97.0	30.0	2.2	–	5.1	–	–	0.0	–	–	0.0	–	–	–
97.0	32.0	0.0	–	18.6	–	–	3.4	–	–	0.0	–	–	–
100.0	29.0	7.5	–	–	2.9	–	–	0.0	–	0.0	–	–	–
100.0	30.0	2.8	–	–	3.2	–	–	0.0	–	0.0	–	–	–
103.0	35.0	0.0	–	–	0.0	–	3.2	–	–	0.0	–	–	–
110.0	40.0	–	2.8	–	0.0	–	–	–	0.0	0.0	–	–	–
113.0	28.5	–	1.8	–	9.0	–	0.0	–	–	0.0	–	–	–
113.0	29.0	–	0.0	–	12.2	–	0.0	–	–	0.0	–	–	–
113.0	30.0	–	14.8	–	0.0	–	0.0	–	0.0	0.0	–	–	–
117.0	25.0	–	2.6	–	0.0	–	–	0.0	–	0.0	–	–	–

TABLE 4. (cont.)

Parophrys vetulus (cont.)

STATION		JAN.	FEB.	MAR.	APR.	MAY	JUNE	JULY	AUG.	SEP.	OCT.	NOV.	DEC.
117.0	26.0	–	8.4	–	0.0	–	–	0.0	–	0.0	–	–	–
120.0	30.0	–	92.8	–	2.8	–	–	0.0	–	0.0	–	–	–
120.0	35.0	–	24.4	–	2.8	–	–	0.0	–	0.0	–	–	–
127.0	32.6	–	0.0	–	3.3	–	–	0.0	–	0.0	–	–	–

Pleuronichthys spp.

STATION		JAN.	FEB.	MAR.	APR.	MAY	JUNE	JULY	AUG.	SEP.	OCT.	NOV.	DEC.
137.0	30.0	–	0.0	–	3.1	–	–	–	0.0	0.0	–	–	–

Pleuronichthys coenosus

STATION		JAN.	FEB.	MAR.	APR.	MAY	JUNE	JULY	AUG.	SEP.	OCT.	NOV.	DEC.
82.0	47.0	0.0	–	–	0.0	–	2.7	–	0.0	–	–	–	–
83.0	51.0	0.0	–	–	0.0	–	3.2	–	–	0.0	–	–	–
90.0	37.0	0.0	–	–	0.0	–	–	2.1	–	0.0	–	–	–
103.0	30.0	0.0	–	–	0.0	–	2.6	–	–	0.0	–	–	–
110.0	35.0	–	0.0	–	0.0	–	–	–	2.8	0.0	–	–	–

Pleuronichthys decurrens

STATION		JAN.	FEB.	MAR.	APR.	MAY	JUNE	JULY	AUG.	SEP.	OCT.	NOV.	DEC.
60.0	70.0	3.2	–	–	–	–	–	0.0	–	–	–	–	–
63.0	52.0	2.9	–	–	0.0	–	–	0.0	–	–	–	–	–
80.0	80.0	0.0	–	–	3.2	–	–	0.0	–	0.0	–	–	–
87.0	55.0	0.0	–	–	0.0	–	3.3	–	–	0.0	–	–	–

Pleuronichthys ritteri

STATION		JAN.	FEB.	MAR.	APR.	MAY	JUNE	JULY	AUG.	SEP.	OCT.	NOV.	DEC.
93.0	26.5	0.0	–	–	–	–	5.0	–	–	3.2	–	–	–
96.8	28.7	0.0	–	0.0	–	–	2.0	–	–	0.0	–	–	–
107.0	30.0	–	0.0	–	0.0	–	1.1	–	–	0.0	–	–	–
120.0	24.0	–	5.3	–	0.0	–	–	0.0	–	0.0	–	–	–
120.0	25.0	–	7.3	–	0.0	–	–	0.0	–	0.0	–	–	–
120.0	30.0	–	0.0	–	0.0	–	–	2.7	–	0.0	–	–	–
120.0	35.0	–	0.0	–	0.0	–	–	2.6	–	0.0	–	–	–
127.0	32.6	–	0.0	–	0.0	–	–	1.4	–	0.0	–	–	–

TABLE 4. (cont.)

Pleuronichthys verticalis

STATION		JAN.	FEB.	MAR.	APR.	MAY	JUNE	JULY	AUG.	SEP.	OCT.	NOV.	DEC.
67.0	49.0	0.0	–	–	0.0	–	–	3.1	–	–	–	–	–
77.0	47.6	0.8	–	–	0.0	–	–	0.0	–	–	–	–	–
77.0	48.0	1.4	–	–	0.0	–	–	0.0	–	–	–	–	–
77.0	49.0	–	–	–	2.0	–	–	0.0	–	–	–	–	–
77.0	51.0	0.0	–	–	6.0	–	–	0.0	–	–	–	–	–
80.0	50.2	1.4	–	–	0.0	–	–	3.1	0.0	–	–	–	–
80.0	51.0	3.2	–	–	3.5	–	–	3.2	0.0	–	–	–	–
80.0	52.0	0.0	–	–	13.3	–	–	2.2	2.7	–	–	–	–
80.0	60.0	0.0	–	–	0.0	–	–	0.0	2.7	–	–	–	–
82.0	47.0	0.0	–	–	3.1	–	5.4	–	0.0	–	–	–	–
83.0	39.0	0.0	–	–	–	–	1.3	–	–	3.9	–	–	–
83.0	40.0	1.9	–	–	0.0	–	13.9	–	–	2.4	–	–	–
83.0	43.0	0.0	–	–	5.6	–	6.3	–	–	2.9	–	–	–
83.0	51.0	0.0	–	–	0.0	–	3.2	–	–	0.0	–	–	–
87.0	32.5	0.0	–	–	3.7	–	1.7	–	–	0.0	–	–	–
87.0	33.0	2.0	–	–	2.6	–	5.4	–	–	2.6	–	–	–
87.0	34.0	0.0	–	–	0.0	–	0.0	–	–	5.3	–	–	–
87.0	45.0	0.0	–	–	3.4	–	0.0	–	–	0.0	–	–	–
90.0	27.5	0.6	–	–	0.0	–	–	0.0	–	0.0	–	–	–
90.0	28.0	0.0	–	–	0.0	–	–	0.0	–	17.1	–	–	–
90.0	32.0	2.7	–	–	0.0	–	–	2.5	–	0.0	–	–	–
93.0	26.5	0.0	–	–	–	–	2.5	–	–	0.0	–	–	–
93.0	27.0	0.0	–	4.0	–	–	0.0	–	–	2.2	–	–	–
93.0	28.0	0.0	–	0.0	–	–	3.2	–	–	2.7	–	–	–
93.0	35.0	0.0	–	0.0	–	–	3.0	–	–	0.0	–	–	–
96.8	28.7	7.1	–	0.0	–	–	2.0	–	–	0.0	–	–	–
97.0	29.0	16.8	–	0.0	–	–	17.9	–	–	0.0	–	–	–
97.0	30.0	0.0	–	0.0	–	–	2.8	–	–	0.0	–	–	–
100.0	29.0	0.0	–	–	0.0	–	–	4.2	–	0.0	–	–	–
100.0	35.0	0.0	–	–	0.0	–	–	2.8	–	0.0	–	–	–
103.0	28.5	1.3	–	–	0.0	–	2.1	–	–	1.0	–	–	–
103.0	29.0	0.0	–	–	0.0	–	5.0	–	–	1.7	–	–	–
107.0	30.0	–	1.5	–	1.5	–	1.1	–	–	0.0	–	–	–
107.0	31.0	–	0.0	–	0.0	–	3.8	–	–	0.0	–	–	–
107.0	32.0	–	3.1	–	0.0	–	0.0	–	–	0.0	–	–	–
110.0	32.0	–	0.0	–	0.0	–	–	–	1.5	0.0	–	–	–
113.0	28.5	–	0.0	–	0.0	–	1.3	–	–	0.0	–	–	–
113.0	29.0	–	2.2	–	3.7	–	1.8	–	–	0.0	–	–	–
113.0	30.0	–	0.0	–	0.0	–	0.0	–	3.1	0.0	–	–	–
117.0	24.8	–	0.0	–	0.0	–	–	3.8	–	0.0	–	–	–
117.0	25.0	–	0.0	–	0.0	–	–	9.4	–	0.0	–	–	–
117.0	26.0	–	0.0	–	3.0	–	–	0.0	–	0.0	–	–	–
117.0	30.0	–	0.0	–	0.0	–	–	2.9	–	0.0	–	–	–
118.0	39.0	–	0.0	–	0.0	–	–	2.8	–	0.0	–	–	–
119.0	33.0	–	0.0	–	2.9	–	–	–	2.2	0.0	–	–	–
120.0	23.0	–	0.0	–	0.0	–	–	2.9	–	0.0	–	–	–

TABLE 4. (cont.)

Pleuronichthys verticalis (cont.)

STATION		JAN.	FEB.	MAR.	APR.	MAY	JUNE	JULY	AUG.	SEP.	OCT.	NOV.	DEC.
120.0	24.0	–	0.0	–	0.0	–	–	1.2	–	0.0	–	–	–
120.0	25.0	–	0.0	–	2.7	–	–	6.0	–	0.0	–	–	–
120.0	30.0	–	2.9	–	0.0	–	–	2.7	–	0.0	–	–	–
120.0	35.0	–	6.1	–	0.0	–	–	2.6	–	0.0	–	–	–
120.0	40.0	–	0.0	–	0.0	–	–	2.6	–	0.0	–	–	–
123.0	36.0	–	0.0	–	4.8	–	–	1.5	–	0.0	–	–	–
123.5	35.6	–	0.0	–	1.2	–	–	0.0	–	0.0	–	–	–
127.0	34.0	–	0.0	–	0.0	–	–	2.4	–	0.0	–	–	–
133.0	30.0	–	0.0	–	0.0	–	–	3.0	–	0.0	–	–	–

Psettichthys melanostictus

STATION		JAN.	FEB.	MAR.	APR.	MAY	JUNE	JULY	AUG.	SEP.	OCT.	NOV.	DEC.
60.0	49.5	0.9	–	–	–	–	–	–	–	–	–	–	–
63.0	49.7	0.6	–	–	0.0	–	–	–	–	–	–	–	–
63.0	50.0	2.5	–	–	3.2	–	–	0.0	–	–	–	–	–
63.0	51.0	5.3	–	–	0.0	–	–	0.0	–	–	–	–	–
63.0	52.0	0.0	–	–	2.0	–	–	0.0	–	–	–	–	–
73.0	51.0	6.2	–	–	0.0	–	–	0.0	–	–	–	–	–
77.0	47.6	0.3	–	–	0.0	–	–	0.0	–	–	–	–	–
77.0	48.0	3.2	–	–	0.0	–	–	0.0	–	–	–	–	–

Symphurus spp.

STATION		JAN.	FEB.	MAR.	APR.	MAY	JUNE	JULY	AUG.	SEP.	OCT.	NOV.	DEC.
83.0	43.0	0.0	–	–	0.0	–	0.0	–	–	31.7	–	–	–
87.0	32.5	0.0	–	–	0.0	–	0.0	–	–	1.7	–	–	–
87.0	34.0	0.0	–	–	0.0	–	0.0	–	–	7.9	–	–	–
87.0	35.0	0.0	–	–	0.0	–	0.0	–	–	9.1	–	–	–
87.0	40.0	0.0	–	–	0.0	–	0.0	–	–	15.3	–	–	–
87.0	45.0	0.0	–	–	0.0	–	0.0	–	–	51.2	–	–	–
87.0	50.0	0.0	–	–	0.0	–	0.0	–	–	10.6	–	–	–
93.0	30.0	0.0	–	0.0	–	–	0.0	–	–	3.0	–	–	–
97.0	40.0	0.0	–	0.0	–	–	0.0	–	–	3.0	–	–	–
110.0	35.0	–	0.0	–	0.0	–	–	–	0.0	3.0	–	–	–
110.0	55.0	–	0.0	–	0.0	–	–	–	2.8	0.0	–	–	–
113.0	28.5	–	0.0	–	0.0	–	0.0	–	–	1.1	–	–	–
113.0	29.0	–	0.0	–	0.0	–	0.0	–	–	39.2	–	–	–
113.0	30.0	–	0.0	–	0.0	–	0.0	–	35.9	0.0	–	–	–
113.0	35.0	–	0.0	–	0.0	–	0.0	–	–	9.0	–	–	–
113.0	50.0	–	0.0	–	0.0	–	0.0	–	–	3.0	–	–	–
113.0	55.0	–	0.0	–	0.0	–	0.0	–	–	3.0	–	–	–
115.0	35.0	–	0.0	–	–	–	–	–	10.4	3.1	–	–	–
117.0	24.8	–	0.0	–	0.0	–	–	0.0	–	1.1	–	–	–

TABLE 4. (cont.)

Symphurus spp. (cont.)

STATION		JAN.	FEB.	MAR.	APR.	MAY	JUNE	JULY	AUG.	SEP.	OCT.	NOV.	DEC.
117.0	26.0	–	0.0	–	0.0	–	–	0.0	–	128.9	–	–	–
117.0	30.0	–	0.0	–	0.0	–	–	0.0	–	62.4	–	–	–
117.0	35.0	–	0.0	–	0.0	–	–	0.0	–	46.7	–	–	–
117.0	40.0	–	0.0	–	0.0	–	–	0.0	–	3.1	–	–	–
117.0	45.0	–	0.0	–	0.0	–	–	0.0	–	31.8	–	–	–
117.0	50.0	–	0.0	–	0.0	–	–	0.0	–	2.8	–	–	–
118.0	39.0	–	0.0	–	0.0	–	–	0.0	–	100.6	–	–	–
119.0	33.0	–	0.0	–	0.0	–	–	–	191.0	211.6	–	–	–
120.0	22.5	–	0.0	–	0.0	–	–	0.0	–	1.6	–	–	–
120.0	23.0	–	0.0	–	0.0	–	–	0.0	–	15.0	–	–	–
120.0	24.0	–	0.0	–	0.0	–	–	0.0	–	61.9	–	–	–
120.0	25.0	–	0.0	–	0.0	–	–	0.0	–	53.6	–	–	–
120.0	30.0	–	0.0	–	0.0	–	–	2.7	–	93.3	–	–	–
120.0	35.0	–	0.0	–	0.0	–	–	0.0	–	30.1	–	–	–
120.0	40.0	–	0.0	–	0.0	–	–	5.2	–	24.6	–	–	–
120.0	45.0	–	0.0	–	0.0	–	–	–	20.0	6.0	–	–	–
120.0	55.0	–	0.0	–	0.0	–	–	–	0.0	8.9	–	–	–
120.0	60.0	–	0.0	–	0.0	–	–	–	0.0	6.3	–	–	–
123.0	36.0	–	0.0	–	0.0	–	–	1.5	–	0.0	–	–	–
123.0	42.0	–	0.0	–	0.0	–	–	3.2	0.0	0.0	–	–	–
123.0	45.0	–	0.0	–	0.0	–	–	3.3	–	0.0	–	–	–
123.0	60.0	–	0.0	–	–	–	–	0.0	–	3.1	–	–	–
127.0	34.0	–	0.0	–	0.0	–	–	0.0	–	3.0	–	–	–
127.0	40.0	–	0.0	–	0.0	–	–	0.0	0.0	3.1	–	–	–
127.0	50.0	–	0.0	–	0.0	–	–	0.0	–	3.0	–	–	–
130.0	25.5	–	0.0	–	0.0	–	–	–	8.9	7.7	–	–	–
130.0	26.0	–	0.0	–	0.0	–	–	–	3.3	4.6	–	–	–
130.0	28.0	–	0.0	–	0.0	–	–	–	32.2	28.4	–	–	–
130.0	30.0	–	0.0	–	0.0	–	–	–	2.0	25.8	–	–	–
130.0	35.0	–	3.3	–	0.0	–	–	–	0.0	42.7	–	–	–
130.0	40.0	–	0.0	–	0.0	–	–	–	0.0	6.0	–	–	–
133.0	21.0	–	0.0	–	0.0	–	–	0.0	–	9.2	–	–	–
133.0	23.0	–	0.0	–	0.0	–	–	0.0	–	65.0	–	–	–
133.0	25.0	–	2.7	–	0.0	–	–	0.0	–	58.8	–	–	–
133.0	30.0	–	0.0	–	0.0	–	–	0.0	–	5.7	–	–	–
133.0	35.0	–	0.0	–	0.0	–	–	0.0	–	20.7	–	–	–
137.0	21.0	–	0.0	–	0.0	–	–	–	0.0	4.3	–	–	–
137.0	22.0	–	0.0	–	0.0	–	–	–	19.3	6.1	–	–	–
137.0	23.0	–	0.0	–	0.0	–	–	–	13.3	11.0	–	–	–
137.0	30.0	–	0.0	–	0.0	–	–	–	2.8	6.1	–	–	–
137.0	35.0	–	0.0	–	0.0	–	–	–	0.0	27.8	–	–	–
137.0	40.0	–	0.0	–	0.0	–	–	–	0.0	3.0	–	–	–

TABLE 4. (cont.)

Soleidae

STATION		JAN.	FEB.	MAR.	APR.	MAY	JUNE	JULY	AUG.	SEP.	OCT.	NOV.	DEC.
137.0	20.0	-	0.0	-	0.0	-	-	-	0.0	1.9	-	-	-

Tetraodontidae

STATION		JAN.	FEB.	MAR.	APR.	MAY	JUNE	JULY	AUG.	SEP.	OCT.	NOV.	DEC.
133.0	21.0	-	0.0	-	0.0	-	-	0.0	-	2.3	-	-	-
140.0	28.8	-	0.0	-	-	-	-	-	1.0	-	-	-	-
140.0	29.0	-	0.0	-	-	-	-	-	2.0	-	-	-	-

Disintegrated fish larva

STATION		JAN.	FEB.	MAR.	APR.	MAY	JUNE	JULY	AUG.	SEP.	OCT.	NOV.	DEC.
60.0	49.2	-	-	-	-	-	-	1.0	-	-	-	-	-
60.0	49.5	3.4	-	-	-	-	-	-	-	-	-	-	-
60.0	50.0	2.6	-	-	-	-	-	0.0	-	-	-	-	-
60.0	51.0	9.7	-	-	-	-	-	0.0	-	-	-	-	-
60.0	55.0	6.2	-	-	-	-	-	2.6	-	-	-	-	-
60.0	70.0	3.2	-	-	-	-	-	0.0	-	-	-	-	-
60.0	140.0	0.0	-	-	-	-	-	2.6	-	-	-	-	-
60.0	180.0	0.0	-	-	-	-	-	2.7	-	-	-	-	-
60.0	200.0	0.0	-	-	-	-	-	2.7	-	-	-	-	-
63.0	50.0	0.0	-	-	0.8	-	-	0.0	-	-	-	-	-
63.0	51.0	0.0	-	-	6.5	-	-	0.0	-	-	-	-	-
63.0	52.0	0.0	-	-	2.0	-	-	0.0	-	-	-	-	-
63.0	55.0	3.2	-	-	3.7	-	-	0.0	-	-	-	-	-
63.0	60.0	0.0	-	-	2.5	-	-	0.0	-	-	-	-	-
63.0	65.0	-	-	-	11.6	-	-	-	-	-	-	-	-
63.0	80.0	-	-	-	5.9	-	-	-	-	-	-	-	-
67.0	47.3	0.0	-	-	0.4	-	-	-	-	-	-	-	-
67.0	49.0	3.2	-	-	0.0	-	-	0.0	-	-	-	-	-
70.0	51.0	3.1	-	-	0.0	-	-	2.9	-	-	-	-	-
70.0	52.0	12.6	-	-	0.0	-	-	-	-	-	-	-	-
70.0	53.0	3.0	-	-	0.0	-	-	2.9	-	-	-	-	-
70.0	55.0	2.9	-	-	-	-	-	-	-	-	-	-	-
70.0	65.0	-	-	-	2.7	-	-	-	-	-	-	-	-
70.0	90.0	5.7	-	-	-	-	-	2.8	-	-	-	-	-
70.0	100.0	0.0	-	-	-	-	-	2.8	-	-	-	-	-
70.0	200.0	3.1	-	-	-	-	-	5.3	-	-	-	-	-
73.0	49.4	0.3	-	-	0.0	-	-	0.0	-	-	-	-	-
73.0	50.0	4.6	-	-	0.0	-	-	0.0	-	-	-	-	-
73.0	60.0	2.8	-	-	5.6	-	-	0.0	-	-	-	-	-
77.0	47.6	0.8	-	-	2.5	-	-	0.0	-	-	-	-	-
77.0	48.0	0.9	-	-	1.2	-	-	0.0	-	-	-	-	-
77.0	49.0	-	-	-	1.3	-	-	0.0	-	-	-	-	-

TABLE 4. (cont.)

Disintegrated fish larva (cont.)

STATION		JAN.	FEB.	MAR.	APR.	MAY	JUNE	JULY	AUG.	SEP.	OCT.	NOV.	DEC.
77.0	51.0	5.9	–	–	9.0	–	–	2.9	–	–	–	–	–
77.0	55.0	8.6	–	–	0.0	–	–	3.1	–	–	–	–	–
77.0	57.0	0.0	–	–	7.4	–	–	0.0	–	–	–	–	–
77.0	65.0	–	–	–	2.5	–	–	–	–	–	–	–	–
80.0	55.0	21.8	–	–	12.8	–	–	0.0	0.0	–	–	–	–
80.0	65.0	0.0	–	–	0.0	–	–	3.0	0.0	–	–	–	–
80.0	70.0	0.0	–	–	10.2	–	–	0.0	0.0	–	–	–	–
80.0	90.0	0.0	–	–	–	–	–	2.8	–	–	–	–	–
80.0	160.0	5.8	–	–	–	–	–	–	–	–	–	–	–
80.0	200.0	0.0	–	–	–	–	–	2.8	–	–	–	–	–
82.0	47.0	0.0	–	–	0.0	–	0.0	–	2.5	–	–	–	–
83.0	39.0	0.0	–	–	–	–	0.0	–	–	3.9	–	–	–
83.0	40.0	1.9	–	–	0.8	–	0.0	–	–	0.0	–	–	–
83.0	43.0	20.7	–	–	0.0	–	6.3	–	–	5.8	–	–	–
83.0	51.0	0.0	–	–	5.2	–	0.0	–	–	0.0	–	–	–
83.0	55.0	8.7	–	–	0.0	–	0.0	–	–	0.0	–	–	–
83.0	60.0	0.0	–	–	0.0	–	3.5	–	–	2.7	–	–	–
83.0	70.0	0.0	–	–	6.3	–	0.0	–	–	0.0	–	–	–
83.0	80.0	3.5	–	–	0.0	–	0.0	–	–	2.8	–	–	–
83.0	90.0	6.1	–	–	–	–	0.0	–	–	–	–	–	–
87.0	32.5	12.6	–	–	0.7	–	0.0	–	–	0.0	–	–	–
87.0	33.0	17.9	–	–	5.3	–	0.0	–	–	0.0	–	–	–
87.0	34.0	10.7	–	–	0.0	–	0.0	–	–	0.0	–	–	–
87.0	40.0	8.6	–	–	0.0	–	0.0	–	–	3.0	–	–	–
87.0	45.0	3.1	–	–	3.4	–	0.0	–	–	0.0	–	–	–
87.0	55.0	3.0	–	–	0.0	–	0.0	–	–	0.0	–	–	–
87.0	65.0	0.0	–	–	5.4	–	0.0	–	–	0.0	–	–	–
87.0	70.0	0.0	–	–	3.2	–	0.0	–	–	0.0	–	–	–
87.0	100.0	–	–	–	3.1	–	–	–	–	–	–	–	–
90.0	28.0	16.7	–	–	0.0	–	–	0.0	–	0.0	–	–	–
90.0	32.0	37.8	–	–	3.0	–	–	0.0	–	0.0	–	–	–
90.0	37.0	6.0	–	–	3.1	–	–	2.1	–	0.0	–	–	–
90.0	45.0	0.0	–	–	6.3	–	–	0.0	–	0.0	–	–	–
90.0	53.0	16.1	–	–	3.3	–	–	0.0	–	0.0	–	–	–
90.0	60.0	6.0	–	–	0.0	–	–	0.0	–	0.0	–	–	–
90.0	65.0	0.0	–	–	5.9	–	–	5.3	–	0.0	–	–	–
90.0	70.0	6.2	–	–	0.0	–	–	0.0	–	0.0	–	–	–
90.0	90.0	0.0	–	–	12.8	–	–	0.0	–	0.0	–	–	–
90.0	100.0	8.3	–	–	3.1	–	–	2.7	–	–	–	–	–
90.0	120.0	2.7	–	–	–	–	–	2.7	–	–	–	–	–
90.0	160.0	2.6	–	–	–	–	–	0.0	–	–	–	–	–
90.0	180.0	2.7	–	–	–	–	–	0.0	–	–	–	–	–
93.0	26.5	0.0	–	–	–	–	13.9	–	–	0.0	–	–	–
93.0	27.0	0.0	–	4.0	–	–	0.0	–	–	0.0	–	–	–
93.0	28.0	0.0	–	0.0	–	–	6.4	–	–	0.0	–	–	–
93.0	30.0	30.4	–	8.6	–	–	3.1	–	–	0.0	–	–	–

TABLE 4. (cont.)

Disintegrated fish larva (cont.)

STATION		JAN.	FEB.	MAR.	APR.	MAY	JUNE	JULY	AUG.	SEP.	OCT.	NOV.	DEC.
93.0	35.0	15.0	-	0.0	-	-	0.0	-	-	0.0	-	-	-
93.0	55.0	0.0	-	-	4.2	-	0.0	-	-	0.0	-	-	-
93.0	65.0	6.3	-	-	0.0	-	0.0	-	-	0.0	-	-	-
93.0	70.0	5.9	-	-	0.0	-	0.0	-	-	0.0	-	-	-
93.0	80.0	0.0	-	-	6.3	-	0.0	-	-	0.0	-	-	-
93.0	90.0	0.0	-	-	6.7	-	0.0	-	-	0.0	-	-	-
93.0	100.0	-	-	-	2.8	-	-	-	-	-	-	-	-
96.8	28.7	5.9	-	0.0	-	-	0.0	-	-	0.0	-	-	-
97.0	29.0	1.9	-	0.0	-	-	0.0	-	-	0.0	-	-	-
97.0	30.0	6.5	-	12.6	-	-	0.0	-	-	0.0	-	-	-
97.0	32.0	3.1	-	6.2	-	-	0.0	-	-	3.1	-	-	-
97.0	35.0	0.0	-	6.3	-	-	0.0	-	-	0.0	-	-	-
97.0	40.0	3.2	-	9.6	-	-	0.0	-	-	0.0	-	-	-
97.0	45.0	9.1	-	0.0	-	-	0.0	-	-	0.0	-	-	-
97.0	50.0	12.6	-	0.0	-	-	0.0	-	-	3.0	-	-	-
97.0	65.0	0.0	-	6.9	-	-	0.0	-	-	0.0	-	-	-
97.0	75.0	-	-	-	0.0	-	-	-	-	6.5	-	-	-
97.0	85.0	-	-	-	17.9	-	-	-	-	-	-	-	-
100.0	29.0	3.8	-	-	2.9	-	-	0.0	-	0.0	-	-	-
100.0	30.0	5.6	-	-	3.2	-	-	2.5	-	2.8	-	-	-
100.0	35.0	0.0	-	-	0.0	-	-	2.8	-	6.1	-	-	-
100.0	40.0	0.0	-	-	3.2	-	-	0.0	-	0.0	-	-	-
100.0	55.0	6.1	-	-	9.1	-	-	0.0	-	0.0	-	-	-
100.0	60.0	3.0	-	-	3.3	-	-	0.0	-	0.0	-	-	-
100.0	75.0	-	-	-	10.1	-	-	-	-	-	-	-	-
100.0	80.0	0.0	-	-	3.3	-	-	0.0	-	-	-	-	-
100.0	85.0	-	-	-	6.9	-	-	-	-	-	-	-	-
100.0	100.0	-	5.9	-	-	-	-	3.0	-	-	-	-	-
103.0	29.0	0.0	-	-	1.6	-	0.0	-	-	6.8	-	-	-
103.0	30.0	0.0	-	-	6.1	-	0.0	-	-	0.0	-	-	-
103.0	35.0	2.9	-	-	0.0	-	0.0	-	-	0.0	-	-	-
103.0	40.0	8.8	-	-	0.0	-	0.0	-	-	31.3	-	-	-
103.0	45.0	0.0	-	-	3.0	-	0.0	-	-	0.0	-	-	-
103.0	55.0	0.0	-	-	3.3	-	0.0	-	-	0.0	-	-	-
103.0	65.0	0.0	-	-	3.2	-	0.0	-	-	0.0	-	-	-
103.0	75.0	-	-	-	3.2	-	-	-	-	-	-	-	-
103.0	80.0	-	3.0	-	0.0	-	0.0	-	-	-	-	-	-
103.0	90.0	-	3.0	-	6.3	-	0.0	-	-	-	-	-	-
107.0	30.0	-	1.5	-	0.0	-	0.0	-	-	0.0	-	-	-
107.0	31.0	-	6.5	-	0.0	-	0.0	-	-	0.0	-	-	-
107.0	32.0	-	3.1	-	9.2	-	0.0	-	-	0.0	-	-	-
107.0	50.0	-	5.9	-	0.0	-	0.0	-	-	0.0	-	-	-
107.0	60.0	-	3.0	-	0.0	-	0.0	-	-	0.0	-	-	-
107.0	70.0	-	3.2	-	0.0	-	0.0	-	-	12.1	-	-	-
107.0	80.0	-	2.9	-	0.0	-	0.0	-	-	-	-	-	-
107.0	90.0	-	0.0	-	3.1	-	0.0	-	-	-	-	-	-

TABLE 4. (cont.)

Disintegrated fish larva (cont.)

STATION		JAN.	FEB.	MAR.	APR.	MAY	JUNE	JULY	AUG.	SEP.	OCT.	NOV.	DEC.
110.0	32.0	-	0.0	-	0.0	-	-	-	0.0	5.2	-	-	-
110.0	35.0	-	0.0	-	0.0	-	-	-	17.1	0.0	-	-	-
110.0	40.0	-	0.0	-	0.0	-	-	-	2.8	0.0	-	-	-
110.0	55.0	-	2.7	-	5.9	-	-	-	0.0	0.0	-	-	-
110.0	65.0	-	0.0	-	2.9	-	-	-	0.0	0.0	-	-	-
110.0	70.0	-	5.6	-	0.0	-	-	-	0.0	-	-	-	-
110.0	85.0	-	-	-	3.1	-	-	-	-	-	-	-	-
110.0	90.0	-	5.3	-	3.1	-	-	0.0	-	-	-	-	-
110.0	100.0	-	5.2	-	-	-	-	8.5	-	-	-	-	-
110.0	120.0	-	2.6	-	-	-	-	5.4	-	-	-	-	-
110.0	140.0	-	0.0	-	-	-	-	8.3	-	-	-	-	-
110.0	160.0	-	5.6	-	-	-	-	0.0	-	-	-	-	-
113.0	28.5	-	0.0	-	0.0	-	0.0	-	-	9.0	-	-	-
113.0	29.0	-	0.0	-	0.0	-	0.0	-	-	3.6	-	-	-
113.0	30.0	-	0.0	-	0.0	-	0.0	-	4.7	5.4	-	-	-
113.0	35.0	-	0.0	-	0.0	-	0.0	-	-	6.0	-	-	-
113.0	40.0	-	0.0	-	3.2	-	0.0	-	-	0.0	-	-	-
113.0	50.0	-	6.1	-	0.0	-	0.0	-	-	66.0	-	-	-
113.0	60.0	-	0.0	-	0.0	-	0.0	-	-	5.8	-	-	-
113.0	65.0	-	0.0	-	3.3	-	0.0	-	-	-	-	-	-
113.0	70.0	-	0.0	-	9.2	-	0.0	-	-	-	-	-	-
113.0	80.0	-	2.8	-	0.0	-	0.0	-	-	-	-	-	-
115.0	35.0	-	2.8	-	-	-	-	-	0.0	6.3	-	-	-
117.0	26.0	-	2.8	-	0.0	-	-	0.0	-	5.3	-	-	-
117.0	35.0	-	0.0	-	0.0	-	-	5.7	-	8.8	-	-	-
117.0	40.0	-	0.0	-	3.1	-	-	0.0	-	9.3	-	-	-
117.0	45.0	-	0.0	-	0.0	-	-	0.0	-	8.7	-	-	-
117.0	55.0	-	0.0	-	5.8	-	-	0.0	-	2.9	-	-	-
117.0	60.0	-	0.0	-	2.9	-	0.0	-	-	0.0	-	-	-
117.0	70.0	-	0.0	-	2.8	-	0.0	-	-	-	-	-	-
117.0	75.0	-	-	-	6.1	-	-	-	-	-	-	-	-
117.0	85.0	-	-	-	2.9	-	-	-	-	-	-	-	-
117.0	90.0	-	8.8	-	0.0	-	0.0	-	-	-	-	-	-
118.0	39.0	-	0.0	-	0.0	-	-	2.8	-	0.0	-	-	-
119.0	33.0	-	0.0	-	14.5	-	-	-	2.2	0.0	-	-	-
120.0	22.5	-	0.0	-	4.0	-	-	0.0	-	0.0	-	-	-
120.0	23.0	-	0.0	-	2.8	-	-	0.0	-	0.0	-	-	-
120.0	24.0	-	0.0	-	0.0	-	-	0.0	-	2.4	-	-	-
120.0	25.0	-	0.0	-	0.0	-	-	0.0	-	7.0	-	-	-
120.0	30.0	-	8.7	-	0.0	-	-	0.0	-	0.0	-	-	-
120.0	35.0	-	9.1	-	2.8	-	-	5.2	-	11.0	-	-	-
120.0	40.0	-	2.7	-	1.9	-	-	0.0	-	5.5	-	-	-
120.0	45.0	-	2.9	-	18.5	-	-	-	0.0	0.0	-	-	-
120.0	50.0	-	0.0	-	11.9	-	-	-	0.0	0.0	-	-	-
120.0	55.0	-	0.0	-	3.0	-	-	-	0.0	8.9	-	-	-
120.0	60.0	-	0.0	-	0.0	-	-	-	2.8	0.0	-	-	-

TABLE 4. (cont.)

Disintegrated fish larva (cont.)

STATION		JAN.	FEB.	MAR.	APR.	MAY	JUNE	JULY	AUG.	SEP.	OCT.	NOV.	DEC.
120.0	70.0	-	2.9	-	9.9	-	-	-	0.0	-	-	-	-
120.0	80.0	-	0.0	-	0.0	-	-	-	32.3	-	-	-	-
120.0	120.0	-	2.9	-	-	-	-	-	0.0	-	-	-	-
123.0	36.0	-	0.0	-	2.4	-	-	0.0	-	9.5	-	-	-
123.0	42.0	-	1.6	-	0.0	-	-	0.0	0.0	0.0	-	-	-
123.0	50.0	-	0.0	-	0.0	-	-	5.7	-	0.0	-	-	-
123.0	55.0	-	0.0	-	3.3	-	-	0.0	-	0.0	-	-	-
123.5	35.6	-	0.0	-	1.2	-	-	0.0	-	41.5	-	-	-
127.0	34.0	-	0.0	-	0.0	-	-	0.0	-	9.0	-	-	-
127.0	40.0	-	0.0	-	0.0	-	-	0.0	0.0	12.6	-	-	-
127.0	55.0	-	0.0	-	5.9	-	-	8.2	-	0.0	-	-	-
127.0	65.0	-	0.0	-	0.0	-	-	8.6	-	-	-	-	-
127.0	70.0	-	2.9	-	0.0	-	-	8.5	-	-	-	-	-
130.0	25.5	-	0.6	-	0.0	-	-	-	21.1	0.0	-	-	-
130.0	26.0	-	1.0	-	2.4	-	-	-	5.0	0.0	-	-	-
130.0	28.0	-	4.3	-	5.4	-	-	-	0.0	2.4	-	-	-
130.0	30.0	-	0.0	-	0.0	-	-	-	10.1	0.0	-	-	-
130.0	35.0	-	3.3	-	0.0	-	-	-	0.0	0.0	-	-	-
130.0	40.0	-	0.0	-	15.8	-	-	-	0.0	15.0	-	-	-
130.0	45.0	-	11.2	-	0.0	-	-	-	0.0	0.0	-	-	-
130.0	50.0	-	2.9	-	0.0	-	-	-	2.7	0.0	-	-	-
130.0	55.0	-	0.0	-	0.0	-	-	-	0.0	3.1	-	-	-
130.0	70.0	-	2.9	-	0.0	-	-	-	10.0	-	-	-	-
130.0	80.0	-	0.0	-	-	-	-	-	8.2	-	-	-	-
130.0	90.0	-	2.7	-	-	-	-	-	5.4	-	-	-	-
130.0	120.0	-	2.8	-	-	-	-	-	0.0	-	-	-	-
133.0	23.0	-	2.7	-	5.3	-	-	0.0	-	10.0	-	-	-
133.0	35.0	-	0.0	-	0.0	-	-	0.0	-	3.0	-	-	-
133.0	40.0	-	0.0	-	0.0	-	-	8.7	-	3.0	-	-	-
133.0	45.0	-	2.9	-	0.0	-	-	0.0	-	0.0	-	-	-
133.0	50.0	-	25.5	-	3.0	-	-	0.0	-	0.0	-	-	-
133.0	65.0	-	0.0	-	6.2	-	-	5.3	-	-	-	-	-
133.0	70.0	-	0.0	-	3.0	-	-	2.7	-	-	-	-	-
137.0	20.0	-	0.5	-	0.0	-	-	-	0.0	15.0	-	-	-
137.0	21.0	-	0.0	-	0.0	-	-	-	0.0	2.2	-	-	-
137.0	22.0	-	3.9	-	0.0	-	-	-	23.5	0.0	-	-	-
137.0	23.0	-	1.9	-	0.0	-	-	-	47.5	2.8	-	-	-
137.0	30.0	-	0.0	-	0.0	-	-	-	30.4	3.0	-	-	-
137.0	35.0	-	15.5	-	3.0	-	-	-	0.0	3.1	-	-	-
137.0	45.0	-	0.0	-	3.0	-	-	-	0.0	0.0	-	-	-
137.0	50.0	-	3.3	-	0.0	-	-	-	2.6	0.0	-	-	-
137.0	55.0	-	0.0	-	0.0	-	-	-	5.5	-	-	-	-
137.0	60.0	-	-	-	0.0	-	-	-	2.2	-	-	-	-
137.0	70.0	-	6.0	-	0.0	-	-	-	0.0	-	-	-	-
137.0	80.0	-	0.0	-	-	-	-	-	10.0	-	-	-	-
140.0	28.8	-	0.7	-	-	-	-	-	0.0	-	-	-	-

TABLE 4. (cont.)

Disintegrated fish larva (cont.)

STATION		JAN.	FEB.	MAR.	APR.	MAY	JUNE	JULY	AUG.	SEP.	OCT.	NOV.	DEC.
140.0	29.0	–	2.3	–	–	–	–	–	0.0	–	–	–	–
140.0	30.0	–	0.0	–	–	–	–	–	2.8	–	–	–	–
140.0	35.0	–	12.1	–	–	–	–	–	5.3	–	–	–	–
140.0	45.0	–	3.1	–	–	–	–	–	0.0	–	–	–	–
140.0	50.0	–	0.0	–	–	–	–	–	2.3	–	–	–	–

Unidentified fish larva

STATION		JAN.	FEB.	MAR.	APR.	MAY	JUNE	JULY	AUG.	SEP.	OCT.	NOV.	DEC.
60.0	51.0	11.3	–	–	–	–	–	0.0	–	–	–	–	–
60.0	52.0	6.8	–	–	–	–	–	0.0	–	–	–	–	–
60.0	55.0	3.1	–	–	–	–	–	0.0	–	–	–	–	–
60.0	200.0	3.1	–	–	–	–	–	0.0	–	–	–	–	–
63.0	51.0	2.6	–	–	0.0	–	–	12.0	–	–	–	–	–
63.0	52.0	0.0	–	–	0.0	–	–	1.8	–	–	–	–	–
63.0	55.0	12.7	–	–	3.7	–	–	0.0	–	–	–	–	–
67.0	47.2	–	–	–	–	–	–	1.4	–	–	–	–	–
67.0	48.0	0.0	–	–	1.3	–	–	0.0	–	–	–	–	–
67.0	49.0	6.5	–	–	0.0	–	–	0.0	–	–	–	–	–
67.0	50.0	0.0	–	–	5.4	–	–	0.0	–	–	–	–	–
70.0	50.0	0.0	–	–	2.2	–	–	0.0	–	–	–	–	–
70.0	52.0	0.0	–	–	2.6	–	–	–	–	–	–	–	–
70.0	55.0	8.7	–	–	–	–	–	–	–	–	–	–	–
70.0	60.0	0.0	–	–	2.9	–	–	0.0	–	–	–	–	–
70.0	200.0	3.1	–	–	–	–	–	0.0	–	–	–	–	–
73.0	53.0	0.0	–	–	3.0	–	–	2.8	–	–	–	–	–
77.0	47.6	4.2	–	–	0.0	–	–	0.0	–	–	–	–	–
77.0	51.0	3.0	–	–	0.0	–	–	0.0	–	–	–	–	–
77.0	60.0	–	–	–	3.1	–	–	–	–	–	–	–	–
80.0	50.2	0.0	–	–	0.8	–	–	0.4	0.0	–	–	–	–
80.0	52.0	0.0	–	–	3.3	–	–	2.2	0.0	–	–	–	–
80.0	70.0	0.0	–	–	3.4	–	–	0.0	0.0	–	–	–	–
80.0	160.0	8.8	–	–	–	–	–	–	–	–	–	–	–
80.0	200.0	2.8	–	–	–	–	–	11.2	–	–	–	–	–
82.0	47.0	0.0	–	–	0.0	–	8.2	–	0.0	–	–	–	–
83.0	39.0	0.0	–	–	–	–	3.8	–	–	1.9	–	–	–
83.0	40.0	0.0	–	–	0.0	–	0.0	–	–	16.5	–	–	–
83.0	43.0	0.0	–	–	0.0	–	22.1	–	–	0.0	–	–	–
83.0	51.0	0.0	–	–	7.8	–	0.0	–	–	0.0	–	–	–
83.0	55.0	0.0	–	–	0.0	–	6.6	–	–	0.0	–	–	–
83.0	60.0	0.0	–	–	0.0	–	6.9	–	–	0.0	–	–	–
83.0	65.0	0.0	–	–	2.9	–	0.0	–	–	0.0	–	–	–
83.0	70.0	6.4	–	–	0.0	–	0.0	–	–	0.0	–	–	–
87.0	32.5	1.6	–	–	0.0	–	0.0	–	–	8.3	–	–	–
87.0	33.0	4.0	–	–	2.6	–	2.7	–	–	0.0	–	–	–

TABLE 4. (cont.)

Unidentified fish larva (cont.)

STATION		JAN.	FEB.	MAR.	APR.	MAY	JUNE	JULY	AUG.	SEP.	OCT.	NOV.	DEC.
87.0	34.0	2.7	–	–	0.0	–	10.6	–	–	0.0	–	–	–
87.0	35.0	0.0	–	–	3.4	–	3.1	–	–	3.0	–	–	–
87.0	50.0	0.0	–	–	0.0	–	2.7	–	–	0.0	–	–	–
87.0	55.0	3.0	–	–	0.0	–	3.3	–	–	0.0	–	–	–
87.0	90.0	0.0	–	–	2.8	–	3.1	–	–	–	–	–	–
87.0	100.0	–	–	–	3.1	–	–	–	–	–	–	–	–
90.0	27.5	2.3	–	–	2.6	–	–	5.3	–	0.0	–	–	–
90.0	28.0	0.0	–	–	3.1	–	–	0.0	–	0.0	–	–	–
90.0	32.0	0.0	–	–	3.0	–	–	2.5	–	0.0	–	–	–
90.0	37.0	0.0	–	–	0.0	–	–	4.2	–	0.0	–	–	–
90.0	45.0	0.0	–	–	0.0	–	–	2.6	–	0.0	–	–	–
90.0	90.0	0.0	–	–	3.2	–	–	0.0	–	0.0	–	–	–
90.0	180.0	0.0	–	–	–	–	–	5.6	–	–	–	–	–
90.0	200.0	0.0	–	–	–	–	–	11.0	–	–	–	–	–
93.0	26.5	0.0	–	–	–	–	3.8	–	–	6.3	–	–	–
93.0	27.0	0.0	–	0.0	–	–	23.0	–	–	2.2	–	–	–
93.0	28.0	0.0	–	6.6	–	–	9.6	–	–	2.7	–	–	–
93.0	30.0	0.0	–	0.0	–	–	9.2	–	–	11.8	–	–	–
93.0	40.0	0.0	–	–	0.0	–	3.2	–	–	0.0	–	–	–
93.0	70.0	0.0	–	–	0.0	–	0.0	–	–	5.5	–	–	–
96.8	28.7	3.5	–	0.7	–	–	1.0	–	–	0.0	–	–	–
97.0	29.0	20.6	–	4.8	–	–	0.0	–	–	0.0	–	–	–
97.0	30.0	2.2	–	10.1	–	–	0.0	–	–	0.0	–	–	–
97.0	32.0	3.1	–	21.7	–	–	0.0	–	–	0.0	–	–	–
97.0	40.0	0.0	–	0.0	–	–	3.3	–	–	3.0	–	–	–
97.0	50.0	18.9	–	0.0	–	–	0.0	–	–	0.0	–	–	–
97.0	55.0	0.0	–	–	–	–	0.0	–	–	5.7	–	–	–
97.0	80.0	0.0	–	–	–	–	0.0	–	–	5.8	–	–	–
100.0	29.0	3.8	–	–	2.9	–	–	0.0	–	0.0	–	–	–
100.0	55.0	3.0	–	–	0.0	–	–	0.0	–	0.0	–	–	–
100.0	60.0	0.0	–	–	83.8	–	–	0.0	–	0.0	–	–	–
100.0	65.0	3.0	–	–	0.0	–	–	0.0	–	0.0	–	–	–
100.0	85.0	–	–	–	3.5	–	–	–	–	–	–	–	–
100.0	90.0	3.0	–	–	6.6	–	–	0.0	–	–	–	–	–
103.0	28.5	0.0	–	–	0.0	–	0.0	–	–	1.0	–	–	–
103.0	29.0	0.0	–	–	0.0	–	0.0	–	–	8.6	–	–	–
103.0	30.0	2.5	–	–	0.0	–	0.0	–	–	0.0	–	–	–
103.0	35.0	0.0	–	–	9.3	–	0.0	–	–	0.0	–	–	–
103.0	45.0	0.0	–	–	0.0	–	6.8	–	–	0.0	–	–	–
103.0	90.0	–	3.0	–	0.0	–	3.3	–	–	–	–	–	–
105.0	140.0	–	0.0	–	–	–	–	5.6	–	–	–	–	–
107.0	30.0	–	0.0	–	3.1	–	1.1	–	–	0.6	–	–	–
107.0	31.0	–	0.0	–	0.0	–	0.0	–	–	4.8	–	–	–
107.0	32.0	–	0.0	–	6.1	–	0.0	–	–	0.0	–	–	–
107.0	65.0	–	0.0	–	0.0	–	0.0	–	–	3.3	–	–	–
107.0	70.0	–	3.2	–	0.0	–	3.1	–	–	0.0	–	–	–

TABLE 4. (cont.)

Unidentified fish larva (cont.)

STATION		JAN.	FEB.	MAR.	APR.	MAY	JUNE	JULY	AUG.	SEP.	OCT.	NOV.	DEC.
107.0	80.0	-	8.7	-	0.0	-	0.0	-	-	-	-	-	-
107.0	90.0	-	11.8	-	0.0	-	0.0	-	-	-	-	-	-
110.0	32.0	-	0.7	-	0.0	-	-	-	0.0	0.0	-	-	-
110.0	35.0	-	0.0	-	0.0	-	-	-	2.8	0.0	-	-	-
110.0	55.0	-	0.0	-	0.0	-	-	-	0.0	3.1	-	-	-
110.0	65.0	-	2.7	-	0.0	-	-	-	0.0	0.0	-	-	-
110.0	140.0	-	0.0	-	-	-	-	8.3	-	-	-	-	-
110.0	160.0	-	0.0	-	-	-	-	2.9	-	-	-	-	-
113.0	28.5	-	0.0	-	2.2	-	0.0	-	-	5.6	-	-	-
113.0	29.0	-	2.2	-	0.0	-	0.0	-	-	3.6	-	-	-
113.0	30.0	-	0.0	-	0.0	-	0.0	-	9.4	0.0	-	-	-
113.0	50.0	-	0.0	-	3.1	-	0.0	-	-	0.0	-	-	-
113.0	55.0	-	0.0	-	0.0	-	8.9	-	-	0.0	-	-	-
113.0	65.0	-	0.0	-	3.3	-	0.0	-	-	-	-	-	-
115.0	35.0	-	0.0	-	-	-	-	-	2.6	0.0	-	-	-
117.0	24.8	-	1.0	-	0.0	-	-	1.9	-	2.3	-	-	-
117.0	25.0	-	0.0	-	0.0	-	-	11.8	-	0.0	-	-	-
117.0	26.0	-	5.6	-	0.0	-	-	10.7	-	5.3	-	-	-
117.0	30.0	-	0.0	-	0.0	-	-	8.8	-	7.8	-	-	-
117.0	35.0	-	0.0	-	0.0	-	-	0.0	-	5.8	-	-	-
117.0	40.0	-	3.0	-	3.1	-	-	0.0	-	0.0	-	-	-
117.0	50.0	-	0.0	-	0.0	-	-	6.6	-	0.0	-	-	-
117.0	55.0	-	0.0	-	0.0	-	-	6.6	-	0.0	-	-	-
117.0	60.0	-	3.2	-	0.0	-	0.0	-	-	0.0	-	-	-
117.0	90.0	-	0.0	-	2.8	-	6.5	-	-	-	-	-	-
118.0	39.0	-	3.1	-	9.3	-	-	2.8	-	10.9	-	-	-
119.0	33.0	-	2.7	-	0.0	-	-	-	17.4	0.0	-	-	-
120.0	22.5	-	0.0	-	0.0	-	-	37.1	-	6.3	-	-	-
120.0	23.0	-	0.0	-	5.6	-	-	55.9	-	16.9	-	-	-
120.0	24.0	-	10.6	-	0.0	-	-	11.6	-	23.8	-	-	-
120.0	25.0	-	22.0	-	2.7	-	-	12.0	-	28.0	-	-	-
120.0	30.0	-	14.5	-	0.0	-	-	27.2	-	15.1	-	-	-
120.0	35.0	-	27.4	-	0.0	-	-	26.0	-	0.0	-	-	-
120.0	40.0	-	0.0	-	0.0	-	-	25.8	-	2.7	-	-	-
120.0	45.0	-	0.0	-	0.0	-	-	-	11.4	0.0	-	-	-
120.0	50.0	-	0.0	-	0.0	-	-	-	3.0	0.0	-	-	-
120.0	60.0	-	0.0	-	0.0	-	-	-	0.0	3.1	-	-	-
120.0	80.0	-	0.0	-	3.4	-	-	-	5.4	-	-	-	-
120.0	100.0	-	3.0	-	-	-	-	-	0.0	-	-	-	-
120.0	120.0	-	8.7	-	-	-	-	-	0.0	-	-	-	-
123.0	36.0	-	0.0	-	2.4	-	-	0.0	-	0.0	-	-	-
123.0	37.0	-	0.0	-	0.0	-	-	0.0	-	12.0	-	-	-
123.0	42.0	-	4.9	-	0.0	-	-	0.0	3.2	0.0	-	-	-
123.0	45.0	-	0.0	-	0.0	-	-	10.0	-	0.0	-	-	-
123.0	50.0	-	0.0	-	0.0	-	-	5.7	-	0.0	-	-	-
123.0	55.0	-	0.0	-	0.0	-	-	2.8	-	0.0	-	-	-

TABLE 4. (cont.)

Unidentified fish larva (cont.)

STATION		JAN.	FEB.	MAR.	APR.	MAY	JUNE	JULY	AUG.	SEP.	OCT.	NOV.	DEC.
123.0	65.0	-	0.0	-	0.0	-	-	2.8	-	-	-	-	-
123.0	80.0	-	0.0	-	18.5	-	-	0.0	-	-	-	-	-
123.5	35.6	-	2.2	-	4.9	-	-	1.3	-	15.7	-	-	-
127.0	32.6	-	0.0	-	0.0	-	-	11.0	-	0.0	-	-	-
127.0	33.0	-	0.0	-	0.0	-	-	3.0	-	2.6	-	-	-
127.0	34.0	-	23.7	-	2.4	-	-	2.4	-	0.0	-	-	-
127.0	40.0	-	7.1	-	5.9	-	-	2.8	24.6	0.0	-	-	-
127.0	45.0	-	0.0	-	0.0	-	-	12.9	-	0.0	-	-	-
127.0	50.0	-	0.0	-	3.0	-	-	0.0	-	0.0	-	-	-
127.0	60.0	-	2.7	-	0.0	-	-	0.0	-	0.0	-	-	-
130.0	25.5	-	0.6	-	1.8	-	-	-	208.2	46.1	-	-	-
130.0	26.0	-	0.0	-	2.4	-	-	-	25.7	83.5	-	-	-
130.0	28.0	-	0.0	-	0.0	-	-	-	7.4	2.4	-	-	-
130.0	30.0	-	0.0	-	0.0	-	-	-	4.0	0.0	-	-	-
130.0	35.0	-	0.0	-	0.0	-	-	-	10.2	6.1	-	-	-
130.0	40.0	-	18.4	-	0.0	-	-	-	0.0	0.0	-	-	-
130.0	50.0	-	5.8	-	0.0	-	-	-	5.5	0.0	-	-	-
130.0	55.0	-	2.9	-	0.0	-	-	-	0.0	0.0	-	-	-
130.0	60.0	-	0.0	-	0.0	-	-	-	2.8	0.0	-	-	-
130.0	80.0	-	2.8	-	-	-	-	-	0.0	-	-	-	-
130.0	90.0	-	0.0	-	-	-	-	-	5.4	-	-	-	-
133.0	19.5	-	1.7	-	0.0	-	-	9.1	-	3.6	-	-	-
133.0	21.0	-	0.0	-	2.2	-	-	4.0	-	52.7	-	-	-
133.0	23.0	-	0.0	-	0.0	-	-	2.5	-	20.0	-	-	-
133.0	30.0	-	0.0	-	0.0	-	-	14.8	-	28.6	-	-	-
133.0	45.0	-	2.9	-	0.0	-	-	0.0	-	0.0	-	-	-
133.0	50.0	-	0.0	-	0.0	-	-	0.0	-	3.0	-	-	-
133.0	55.0	-	2.7	-	0.0	-	-	0.0	-	-	-	-	-
133.0	60.0	-	0.0	-	3.0	-	-	0.0	-	-	-	-	-
137.0	20.0	-	0.0	-	0.0	-	-	-	201.2	11.3	-	-	-
137.0	21.0	-	0.0	-	0.0	-	-	-	224.7	82.1	-	-	-
137.0	22.0	-	0.0	-	0.0	-	-	-	87.7	51.0	-	-	-
137.0	23.0	-	0.0	-	2.6	-	-	-	15.2	16.6	-	-	-
137.0	35.0	-	28.0	-	0.0	-	-	-	0.0	0.0	-	-	-
137.0	40.0	-	9.2	-	0.0	-	-	-	0.0	0.0	-	-	-
137.0	50.0	-	0.0	-	0.0	-	-	-	5.2	0.0	-	-	-
137.0	55.0	-	0.0	-	0.0	-	-	-	5.5	-	-	-	-
137.0	70.0	-	0.0	-	6.3	-	-	-	0.0	-	-	-	-
140.0	28.8	-	0.0	-	-	-	-	-	5.8	-	-	-	-
140.0	29.0	-	0.0	-	-	-	-	-	13.7	-	-	-	-
140.0	35.0	-	6.1	-	-	-	-	-	5.3	-	-	-	-
140.0	40.0	-	17.7	-	-	-	-	-	0.0	-	-	-	-
140.0	45.0	-	6.1	-	-	-	-	-	0.0	-	-	-	-

TABLE 5. Summary of pooled occurrences of all larval fish taxa taken on CalCOFI surveys from 1961 to 1969. Taxa are listed in the same order as Table 4.

NAME	1961	1962	1963	1964	1965	1966	1967	1968	1969
Anguilliformes	7	8	20	8	24	17	5	3	13
Etrumeus acuminatus	4	7	36	37	35	26	7	1	9
Opisthonema spp.	–	–	–	–	2	3	–	–	–
Sardinops sagax	53	58	99	88	104	143	31	10	79
Engraulis mordax	408	454	567	707	618	987	150	188	880
Argentina sialis	18	49	33	37	49	93	21	18	98
Microstoma microstoma	12	19	11	31	17	48	9	19	73
Nansenia candida	9	13	5	7	9	39	6	12	32
Nansenia crassa	29	15	30	33	22	48	8	5	40
Bathylagus spp.	18	1	54	1	7	18	6	35	215
Bathylagus milleri	–	–	2	3	1	1	–	1	33
Bathylagus ochotensis	57	66	98	196	127	260	28	106	359
Bathylagus pacificus	5	7	8	38	3	26	–	15	80
Bathylagus wesethi	149	168	160	235	220	461	99	90	328
Leuroglossus stilbius	202	225	236	360	300	449	43	116	498
Dolichopteryx spp.	–	–	–	–	–	–	–	–	1
Macropinna microstoma	1	–	–	–	–	–	–	–	–
Osmeridae	–	–	2	–	–	–	–	–	1
Stomiiformes	12	4	3	6	1	6	9	1	4
Gonostomatidae	2	5	12	8	18	8	–	4	126
Cyclothone spp.	214	277	241	247	265	593	80	65	346
Diplophos taenia	5	5	7	–	3	11	1	1	7
Ichthyococcus spp.	4	11	11	13	7	35	5	2	34
Vinciguerria lucetia	342	371	383	369	436	828	121	82	479
Vinciguerria poweriae	3	7	3	4	3	6	–	–	1
Woodsia nonsuchae	–	–	1	–	–	–	–	–	–
Sternoptychidae	54	71	45	79	59	250	28	48	469
Astronesthidae	–	2	–	–	–	–	–	–	1
Chauliodus macouni	28	28	31	68	57	171	9	46	189
Idiacanthus antrostomus	48	43	26	32	33	72	15	22	114
Aristostomias scintillans	9	10	9	6	9	12	2	–	11
Bathophilus spp.	5	10	4	3	4	5	2	1	2
Eustomias spp.	1	1	–	1	1	–	–	1	–
Photonectes spp.	7	3	2	2	6	4	–	–	–
Tactostoma macropus	7	4	–	4	2	16	3	–	4
Stomias atriventer	58	76	98	81	100	326	24	46	214
Evermannellidae	1	3	1	1	1	–	–	–	–
Paralepididae	–	3	5	10	3	–	–	3	6
Lestidiops ringens	50	80	58	63	67	232	36	52	231
Notolepis risso	9	12	9	7	9	12	2	8	18
Paralepis atlantica	–	–	–	–	1	–	–	–	–
Stemonosudis macrura	4	6	–	2	6	5	–	1	1
Sudis atrox	2	4	–	2	4	–	–	–	–
Aulopus spp.	–	–	–	–	–	1	–	–	–
Scopelosaurus spp.	16	10	8	16	19	21	6	3	36
Scopelarchidae	67	60	50	21	33	114	29	13	93

TABLE 5. (cont.)

NAME	1961	1962	1963	1964	1965	1966	1967	1968	1969
Myctophidae	165	151	179	220	222	346	33	79	329
Ceratoscopelus townsendi	149	157	128	146	156	302	37	23	153
Diaphus spp.	77	56	46	101	80	187	46	34	110
Lampadena urophaos	53	45	50	25	32	62	10	1	23
Lampanyctus spp.	148	139	199	155	183	401	67	65	550
Lampanyctus regalis	13	12	2	20	9	46	12	11	19
Lampanyctus ritteri	154	204	120	189	234	523	43	72	155
Notolychnus valdiviae	29	13	22	16	21	22	7	1	10
Notoscopelus resplendens	59	41	50	39	44	54	11	3	29
Parvilux ingens	–	–	–	–	–	–	–	–	1
Stenobrachius leucopsarus	177	179	186	342	263	420	31	127	390
Triphoturus mexicanus	407	422	451	448	494	990	142	92	556
Triphoturus nigrescens	4	–	–	–	1	–	–	–	–
Benthosema pterota	–	–	–	–	–	3	–	–	–
Centrobranchus spp.	2	10	–	2	2	–	1	–	2
Diogenichthys spp.	54	62	88	61	11	165	16	13	79
Diogenichthys atlanticus	102	155	92	111	116	171	38	46	210
Diogenichthys laternatus	94	127	161	163	249	361	63	32	210
Electrona rissoi	3	5	–	3	2	3	–	–	7
Gonichthys tenuiculus	20	24	29	46	81	146	16	12	48
Hygophum spp.	4	3	29	6	11	4	–	–	13
Hygophum atratum	27	38	41	44	103	178	21	6	81
Hygophum reinhardtii	39	58	27	20	27	9	7	–	10
Loweina rara	8	4	5	4	8	6	1	–	11
Myctophum nitidulum	46	42	31	32	19	58	11	8	59
Protomyctophum crockeri	247	252	225	292	261	671	109	139	717
Protomyctophum thompsoni	–	–	–	–	–	–	–	–	9
Symbolophorus californiensis	82	140	78	116	111	291	38	61	157
Tarletonbeania crenularis	160	115	111	140	132	208	10	73	277
Synodus spp.	19	23	41	35	42	121	23	–	54
Bregmaceros spp.	–	–	–	–	–	2	–	–	–
Microgadus proximus	–	–	–	3	–	2	–	–	–
Merluccius productus	152	228	229	290	290	398	25	95	361
Physiculus spp.	–	1	1	1	3	2	1	–	2
Macrouridae	4	6	6	5	3	5	2	3	14
Ophidiiformes	16	16	35	49	37	69	10	16	45
Brosmophycis marginata	–	2	3	3	7	17	5	8	16
Carapidae	–	1	–	1	–	–	–	–	–
Chilara taylori	12	31	15	11	29	55	15	–	28
Ophidion scrippsae	2	10	61	19	40	67	–	–	34
Porichthys spp.	1	–	1	1	–	1	1	–	2
Ceratioidei	15	26	17	7	18	43	–	–	30
Gobiesocidae	3	–	5	8	9	12	–	–	1
Exocoetidae	2	–	1	3	2	10	–	2	5
Hemiramphidae	–	–	–	2	1	–	–	–	–
Cololabis saira	11	6	13	22	9	31	3	10	32
Atherinidae	–	–	9	23	8	11	2	2	5
Trachipteridae	27	27	20	22	19	75	6	9	80
Eutaeniophoridae	–	–	–	–	–	–	–	–	5

TABLE 5. (cont.)

NAME	1961	1962	1963	1964	1965	1966	1967	1968	1969
Melamphaes spp.	117	106	134	114	151	340	68	84	333
Poromitra spp.	13	18	28	28	32	51	6	14	27
Scopeloberyx robustus	4	2	2	–	7	–	–	–	2
Scopelogadus bispinosus	18	34	10	31	13	60	4	5	17
Macroramphosus gracilis	3	6	6	3	7	6	7	–	11
Syngnathus spp.	6	5	8	12	12	15	6	3	10
Agonidae	3	6	16	24	22	20	5	4	9
Anoplopoma fimbria	–	–	–	1	–	–	–	–	–
Cottidae	11	21	33	45	37	43	5	12	40
Scorpaenichthys marmoratus	3	3	7	13	20	15	–	5	24
Cyclopteridae	8	2	12	14	16	14	4	4	17
Hexagrammidae	–	1	–	2	1	1	–	1	6
Ophiodon elongatus	–	–	–	–	–	1	–	1	1
Oxylebius pictus	6	3	7	27	13	7	–	5	20
Zaniolepis spp.	2	9	12	11	7	26	7	3	19
Scorpaenidae	–	1	2	–	–	1	1	–	–
Scorpaena spp.	11	11	17	16	25	62	8	3	12
Sebastes spp.	311	273	289	492	387	698	81	207	705
Sebastolobus spp.	8	2	17	20	20	87	4	14	47
Prionotus spp.	10	9	40	15	30	25	–	–	19
Acanthuridae	–	–	1	–	–	–	–	–	–
Blennioidei	1	–	14	6	4	–	3	–	4
Hypsoblennius spp.	11	14	68	69	73	77	19	6	61
Clinidae	12	21	31	44	64	51	9	10	51
Gobiidae	31	41	87	80	104	198	36	19	138
Icosteus aenigmaticus	1	1	1	1	–	3	–	–	1
Labridae	–	2	9	–	7	–	2	3	–
Halichoeres spp.	12	12	40	18	36	50	4	1	28
Oxyjulis californica	23	22	34	15	31	97	23	15	58
Semicossyphus pulcher	6	10	21	7	27	28	4	–	8
Pomacentridae	–	–	10	4	8	5	–	–	–
Chromis punctipinnis	3	21	42	13	39	105	5	1	54
Hypsypops rubicundus	–	–	1	–	8	1	–	–	–
Mugil spp.	–	–	–	1	1	5	1	–	–
Apogonidae	–	–	–	–	–	1	–	–	–
Howella brodiei	16	7	–	5	4	3	1	1	4
Brama spp.	21	17	17	7	9	21	1	–	12
Carangidae	–	1	20	14	25	13	2	–	3
Seriola lalandi	5	12	15	7	14	30	5	4	9
Trachurus symmetricus	144	208	199	206	214	503	76	85	248
Caristius macropus	–	–	–	–	1	1	–	–	–
Coryphaena hippurus	–	7	2	1	10	5	1	–	1
Chaetodipterus zonatus	–	–	1	–	–	–	–	–	–
Gerreidae	–	2	15	10	14	12	2	–	4
Haemulidae	–	1	13	16	11	17	–	–	4
Girella nigricans	5	1	11	3	3	4	3	7	7
Medialuna californiensis	4	11	13	4	5	22	6	3	12
Caulolatilus princeps	4	3	2	3	7	5	1	–	2
Mullidae	–	–	2	–	–	–	–	–	–

TABLE 5. (cont.)

NAME	1961	1962	1963	1964	1965	1966	1967	1968	1969
Sciaenidae	28	42	85	135	147	157	32	38	195
Serranidae	10	6	68	38	59	91	23	2	72
Sparidae	–	–	1	–	–	–	–	–	–
Polynemidae	–	–	–	–	–	1	–	–	–
Gempylidae	7	15	6	5	8	7	–	–	1
Scombridae	3	–	3	2	4	–	8	2	2
Auxis spp.	–	–	2	–	8	4	–	–	2
Sarda chiliensis	7	3	10	8	9	29	1	–	30
Scomber japonicus	26	32	57	39	34	68	14	–	24
Scomberomorus spp.	1	–	1	1	5	3	–	–	–
Trichiuridae	10	23	27	17	27	74	10	–	23
Sphyraena argentea	6	6	22	10	25	31	7	4	15
Icichthys lockingtoni	38	39	52	78	53	131	18	48	202
Nomeidae	–	–	1	1	1	2	–	–	1
Peprilus simillimus	2	19	19	18	45	52	22	11	45
Tetragonurus cuvieri	45	76	98	46	31	74	36	5	48
Chiasmodontidae	25	22	39	13	40	60	6	10	41
Pleuronectiformes	2	–	13	7	4	–	1	1	7
Bothus spp.	–	–	2	–	–	–	–	–	–
Citharichthys spp.	186	221	281	243	342	590	108	101	611
Citharichthys stigmaeus	50	97	65	73	65	171	19	42	269
Hippoglossina stomata	24	15	44	42	44	83	12	5	52
Paralichthys californicus	21	37	57	96	107	81	13	13	60
Syacium ovale	–	–	3	–	1	3	–	–	–
Xystreurys liolepis	1	9	15	18	8	30	4	–	22
Glyptocephalus zachirus	2	–	9	18	4	36	–	14	15
Hypsopsetta guttulata	1	–	4	5	10	3	–	–	6
Lepidopsetta bilineata	1	1	–	1	2	3	2	2	1
Lyopsetta exilis	32	31	33	46	33	72	4	20	65
Microstomus pacificus	2	–	11	13	16	52	13	17	56
Parophrys vetulus	14	32	41	41	81	80	6	21	80
Platichthys stellatus	–	–	–	–	–	3	–	–	–
Pleuronichthys spp.	4	3	10	12	1	–	10	3	1
Pleuronichthys coenosus	2	2	6	9	5	11	1	3	15
Pleuronichthys decurrens	1	4	–	1	4	11	–	2	11
Pleuronichthys ritteri	5	3	12	12	9	8	2	1	7
Pleuronichthys verticalis	10	47	56	74	88	81	24	18	66
Psettichthys melanostictus	1	1	5	12	9	10	–	4	14
Symphurus spp.	18	41	73	48	75	138	10	–	71
Soleidae	–	–	–	–	1	–	–	–	–
Tetraodontidae	–	–	–	–	3	–	–	–	–
Disintegrated fish larva	184	223	274	311	319	542	84	74	458
Unidentified fish larva	147	147	256	217	263	485	60	72	422

TABLE 6. List of stations which were occupied twice in one month during 1965.

Station		Month
113.0	30.0	2
123.0	42.0	2
127.0	40.0	2

INDEX

This index lists taxa included in Table 4 with their page numbers.

	Page
Anguilliformes	56
Clupeiformes	
Clupeidae	
Etrumeus acuminatus	56
Opisthonema spp.	57
Sardinops sagax	57
Engraulidae	
Engraulis mordax	59
Salmoniformes	
Argentinidae	
Argentina sialis	64
Microstoma microstoma	65
Nansenia candida	65
Nansenia crassa	65
Bathylagidae	
Bathylagus spp.	66
Bathylagus milleri	66
Bathylagus ochotensis	66
Bathylagus pacificus	69
Bathylagus wesethi	69
Leuroglossus stilbius	72
Stomiiformes	76
Gonostomatidae	76
Cyclothone spp.	77
Diplophos taenia	80
Ichthyococcus spp.	80
Vinciguerria lucetia	81
Vinciguerria poweriae	85
Sternoptychidae	85
Stomiatoidea	
Chauliodontidae	
Chauliodus macouni	87
Idiacanthidae	
Idiacanthus antrostomus	88
Malacosteidae	
Aristostomias scintillans	89
Melanostomiidae	
Bathophilus spp.	89
Eustomias spp.	89
Photonectes spp.	89
Tactostoma macropus	89
Stomiidae	
Stomias atriventer	90
Myctophiformes	
Alepisauroidei	
Evermannellidae	91

Page

Paralepididae 92
Lestidiops ringens 92
Notolepis risso 93
Paralepis atlantica 93
Stemonosudis macrura 94
Sudis atrox 94
Chloropthalmoidei
Notosudidae
Scopelosaurus spp. 94
Scopelarchidae 94
Myctophoidei
Myctophidae 95
Lampanyctinae
Ceratoscopelus townsendi 99
Diaphus spp. 101
Lampadena urophaos 103
Lampanyctus spp. 104
Lampanyctus regalis 107
Lampanyctus ritteri 107
Notolychnus valdiviae 110
Notoscopelus resplendens 111
Stenobrachius leucopsarus 112
Triphoturus mexicanus 115
Triphoturus nigrescens 121
Myctophinae
Centrobranchus spp. 121
Diogenichthys spp. 121
Diogenichthys atlanticus 121
Diogenichthys laternatus 123
Electrona rissoi 126
Gonichthys tenuiculus 126
Hygophum spp. 127
Hygophum atratum 127
Hygophum reinhardtii 129
Loweina rara 129
Myctophum nitidulum 130
Protomyctophum crockeri 130
Symbolophorus californiensis 134
Tarletonbeania crenularis 136
Synodontoidei
Synodontidae
Synodus spp. 138
Gadiformes
Merlucciidae
Merluccius productus 139
Moridae
Physiculus spp. 143
Macrouridae 143
Ophidiiformes 143
Bythitidae
Brosmophycis marginata 144
Ophidiidae

Page

Chilara taylori 145
Ophidion scrippsae 145
Lophiiformes
Ceratioidei 146
Gobiesociformes
Gobiesocidae 147
Beloniformes
Exocoetidae 147
Hemiramphidae 147
Scomberesocidae
Cololabis saira 147
Atheriniformes
Atherinidae 148
Lampriformes
Trachipteridae 148
Beryciformes
Melamphaidae
Melamphaes spp. 148
Poromitra spp. 151
Scopeloberyx robustus 152
Scopelogadus bispinosus 152
Syngnathiformes
Macroramphosidae
Macroramphosus gracilis 152
Syngnathidae
Syngnathus spp. 153
Scorpaeniformes
Cottoidei
Agonidae 153
Cottidae 154
Scorpaenichthys marmoratus 154
Cyclopteridae 155
Hexagrammidae 155
Oxylebius pictus 155
Zaniolepis spp. 156
Scorpaenoidei
Scorpaenidae
Scorpaena spp. 156
Sebastes spp. 157
Sebastolobus spp. 161
Triglidae
Prionotus spp. 161
Perciformes
Blennioidei 162
Blenniidae
Hypsoblennius spp. 162
Clinidae 163
Gobioidei
Gobiidae 165
Labroidei
Labridae 166
Halichoeres spp. 167

Page

Oxyjulis californica 167
Semicossyphus pulcher 168
Pomacentridae 169
Chromis punctipinnis 169
Hypsypops rubicundus 170
Mugiloidei
Mugilidae
Mugil spp. 170
Percoidei
Apogonidae
Howella brodiei 170
Bramidae
Brama spp. 170
Carangidae 171
Seriola lalandi 171
Trachurus symmetricus 172
Caristiidae
Caristius macropus 175
Coryphaenidae
Coryphaena hippurus 175
Gerreidae 175
Haemulidae 175
Kyphosidae
Girella nigricans 176
Medialuna californiensis 176
Malacanthidae
Caulolatilus princeps 176
Sciaenidae 176
Serranidae 178
Scombroidei
Gempylidae 179
Scombridae 180
Auxis spp. 180
Sarda chiliensis 180
Scomber japonicus 180
Scomberomorus spp. 181
Trichiuridae 181
Sphyraenoidei
Sphyraenidae
Sphyraena argentea 182
Stromateoidei
Centrolophidae
Icichthys lockingtoni 183
Nomeidae 184
Stromateidae
Peprilus simillimus 184
Tetragonuridae
Tetragonurus cuvieri 185
Trachinoidei
Chiasmodontidae 185
Pleuronectiformes 186
Pleuronectoidei
Paralichthyidae

Page

Citharichthys spp. 186
Citharichthys stigmaeus 190
Hippoglossina stomata 192
Paralichthys californicus 193
Syacium ovale 194
Xystreurys liolepis 194
Pleuronectidae
Glyptocephalus zachirus 195
Hypsopsetta guttulata 195
Lepidopsetta bilineata 195
Lyopsetta exilis 195
Microstomus pacificus 196
Parophrys vetulus 196
Pleuronichthys spp. 198
Pleuronichthys coenosus 198
Pleuronichthys decurrens 198
Pleuronichthys ritteri 198
Pleuronichthys verticalis 199
Psettichthys melanostictus 200
Soleoidei
Cynoglossidae
Symphurus spp. 200
Soleidae 202
Tetraodontiformes
Tetraodontidae 202
Disintegrated fish larva 202
Unidentified fish larva 207

GPO 583-795/69630

RECENT TECHNICAL MEMORANDUMS

Copies of this and other NOAA Technical Memorandums are available from the National Technical Information Service, 5285 Port Royal Road, Springfield, VA 22167. Paper copies vary in price. Microfiche copies cost $4.50. Recent issues of NOAA Technical Memorandums from the NMFS Southwest Fisheries Center are listed below:

NOAA-TM-NMFS-SWFC- 86 Ichthyoplankton and station data for California Cooperative Oceanic Fisheries Investigations survey cruises in 1958.
E.M. SANDKNOP, R.L. CHARTER, H.G. MOSER, and J.D. RYAN
(September 1987)

87 Ichthyoplankton and station data for California Cooperative Oceanic Fisheries Investigations survey cruises in 1959.
E.G. STEVENS, R.L. CHARTER, H.G. MOSER, and M.S. BUSBY
(September 1987)

88 Ichthyoplankton and station data for California Cooperative Oceanic Fisheries Investigations survey cruises in 1960.
D.A. AMBROSE, R.L. CHARTER, H.G. MOSER, and C.R. SANTOS METHOT
(September 1987)

89 Summary of distribution records of the spinner dolphin, *Stenella longirostris*, and the pantropical spotted dolphin, *S. attenuata*, from the western Pacific Ocean, Indian Ocean and Red Sea.
J.W. GILPATRICK, JR., W.F. PERRIN, S. LEATHERWOOD, and L. SHIROMA
(October 1987)

90 Summary of worldwide locality records of the striped dolphin, *Stenella coeruleoalba*.
C.E. WILSON, W.F. PERRIN, J.W. GILPATRICK, JR., and S. LEATHERWOOD
(December 1987)

91 Micropatch sampler data.
R.W. OWEN and C.A. KIMBRELL
(December 1987)

92 Ichthyoplankton and station data for California Cooperative Oceanic Fisheries Investigations survey cruises in 1961.
E.M. SANDKNOP, R.L. CHARTER, H.G. MOSER, C.A. MEYER, and A.E. HAYS
(January 1988)

93 Ichthyoplankton and station data for California Cooperative Oceanic Fisheries Investigations survey cruises in 1962.
B.Y. SUMIDA, R.L. CHARTER, H.G. MOSER, and D.L. SNOW
(January 1988)

94 Ichthyoplankton and station data for California Cooperative Oceanic Fisheries Investigations survey cruises in 1963.
D.A. AMBROSE, R.L. CHARTER, H.G. MOSER, and B.S. EARHART
(January 1988)

95 Ichthyoplankton and station data for California Cooperative Oceanic Fisheries Investigations survey cruises in 1964.
E.M. SANDKNOP, R.L. CHARTER, H.G. MOSER, C.A. MEYER, and A.E. HAYS
(January 1988)