

Simple stochastic dynamical models capturing the statistical diversity of El Niño Southern Oscillation

Nan Chen^{a,b,1} and Andrew J. Majda^{a,b,c,1}

^aCenter for Atmosphere Ocean Science, Courant Institute of Mathematical Sciences, New York University, New York, NY 10012; ^bDepartment of Mathematics, Courant Institute of Mathematical Sciences, New York University, New York, NY 10012; and ^cCenter for Prototype Climate Modeling, New York University Abu Dhabi, Saadiyat Island, Abu Dhabi 129188, United Arab Emirates

Contributed by Andrew J. Majda, December 24, 2016 (sent for review November 17, 2016; reviewed by Joseph Tribbia and Xiaoming Wang)

The El Niño Southern Oscillation (ENSO) has significant impact on global climate and seasonal prediction. A simple modeling framework is developed here that automatically captures the statistical diversity of ENSO. First, a stochastic parameterization of the wind bursts including both westerly and easterly winds is coupled to a simple ocean–atmosphere model that is otherwise deterministic, linear, and stable. Second, a simple nonlinear zonal advection with no ad hoc parameterization of the background sea-surface temperature (SST) gradient and a mean easterly trade wind anomaly representing the multidecadal acceleration of the trade wind are both incorporated into the coupled model that enables anomalous warm SST in the central Pacific. Then a three-state stochastic Markov jump process is used to drive the wind burst activity that depends on the strength of the western Pacific warm pool in a simple and effective fashion. It allows the coupled model to simulate the quasi-regular moderate traditional El Niño, the super El Niño, and the central Pacific (CP) El Niño as well as the La Niña with realistic features. In addition to the anomalous SST, the Walker circulation anomalies at different ENSO phases all resemble those in nature. In particular, the coupled model succeeds in reproducing the observed episode during the 1990s, where a series of 5-y CP El Niños is followed by a super El Niño and then a La Niña. Importantly, both the variance and the non-Gaussian statistical features in different Niño regions spanning from the western to the eastern Pacific are captured by the coupled model.

atmospheric wind bursts | nonlinear zonal advection | easterly trade wind | three-state stochastic Markov jump process | non-Gaussian statistical features

The El Niño Southern Oscillation (ENSO) is the most prominent interannual climate variability on Earth with large ecological and societal impacts. It consists of a cycle of anomalously warm El Niño conditions and cold La Niña conditions with considerable irregularity in amplitude, duration, temporal evolution, and spatial structure. The traditional El Niño involves anomalous warm sea-surface temperature (SST) in the equatorial eastern Pacific ocean, where its atmospheric response is the eastward shift of the anomalous Walker circulation (1).

Although the differences among traditional ENSO events have been known for many years, a renewed interest in the ENSO diversity is stimulated by a different type of El Niño that has been frequently observed in recent decades and is called the central Pacific (CP) El Niño (2–7). The CP El Niño is characterized by warm SST anomalies confined to the central Pacific, flanked by colder waters to both east and west. Such zonal SST gradients result in an anomalous two-cell Walker circulation over the tropical Pacific, with a strong convection locating in the central Pacific (5). Different from the traditional El Niño that is strongly associated with thermocline variations, the CP El Niño appears more related to zonal advection and atmospheric forcing (3, 8–11). Particularly, along with the increasing occurrence of the CP El Niño since the 1990s, a recent multidecadal acceleration of easterly trade winds has been observed (12–14), which is linked to the

strengthening of the Walker circulation (15–17). In addition to the distinct climate patterns in the equatorial Pacific region, the ENSO diversity also has strong impact on global climate and seasonal prediction through teleconnections (4, 18) and is suggested as a possible link to climate change (19).

Despite the significant impact of ENSO, current climate models have biases in simulating the ENSO diversity. In fact, most of the general circulation models (GCMs) are able to reproduce only one single type of El Niño and the simulated ENSO variability is usually sensitive to parameter perturbations (20–22). Other climate models can reproduce the observed diversity of ENSO to some extent (23, 24). However, the amplitudes of the ENSO interannual variability are generally overestimated and the frequency and duration of the ENSO events differ from those in nature (25, 26). In addition, the moderate CP El Niño events simulated by some GCMs are located farther west than the real observations (19). Therefore, designing simple dynamical models capturing the ENSO diversity is crucial in both understanding nature and providing guidelines to improve the GCMs.

In this article, a simple modeling framework is developed that automatically captures key features and the statistical diversity of ENSO. The starting model involves a coupled ocean–atmosphere model that is deterministic, linear, and stable. Then systematic strategies are developed for incorporating several major causes of the ENSO diversity into the coupled system. First, due to the fact that atmospheric wind bursts play a key role in triggering the ENSO events, a stochastic parameterization

Significance

The El Niño Southern Oscillation (ENSO) has significant impact on global climate and seasonal prediction. A simple modeling framework is developed here that automatically captures the statistical diversity of ENSO. In addition to simulating different types of El Niño and La Niña with realistic features, the model succeeds in capturing both the variance and the non-Gaussian statistical properties in different Niño regions spanning the Pacific. Particularly, the observed episode during the 1990s, where a 5-y central Pacific El Niño is followed by a super El Niño and then a La Niña, is reproduced by the model. Key features of the model are state-dependent stochastic wind bursts and nonlinear advection of sea-surface temperature that allow effective transitions between different ENSO states.

Author contributions: A.J.M. designed research; N.C. and A.J.M. performed research; and N.C. and A.J.M. wrote the paper.

Reviewers: J.T., National Center for Atmospheric Research; and X.W., Florida State University.

The authors declare no conflict of interest.

Freely available online through the PNAS open access option.

¹To whom correspondence may be addressed. Email: chennan@cims.nyu.edu or jonjon@cims.nyu.edu.

This article contains supporting information online at www.pnas.org/lookup/suppl/doi:10.1073/pnas.1620766114/-DCSupplemental.

of the wind bursts including both westerly and easterly winds is coupled to the simple ocean–atmosphere system, where according to the observational evidence (27–29) the amplitude of the wind bursts depends on the strength of SST in the western Pacific warm pool. Such a coupled model is fundamentally different from the Cane–Zebiak model (30) and other nonlinear models (31, 32), where the internal instability rather than the external wind bursts triggers the ENSO cycles. It is shown that (33) in addition to recovering the traditional moderate El Niño and super El Niño as well as the La Niña, the coupled model is able to capture key features of the observational record in the eastern Pacific. Second, a simple nonlinear zonal advection with no ad hoc parameterization of the background SST gradient is introduced that creates a coupled nonlinear advective mode of SST. In addition, due to the recent multidecadal strengthening of the easterly trade wind, a mean easterly trade wind anomaly is incorporated into the stochastic parameterization of the wind activity. The combined effect of the nonlinear zonal advection, the enhanced mean easterly trade wind anomaly, and the effective stochastic noise facilitates the intermittent occurrence of the CP El Niño (34). Finally, a three-state Markov jump process is developed to drive the stochastic wind bursts. It emphasizes the distinct properties of the wind activity at different ENSO phases and describes the state-dependent transition mechanisms in a simple and effective fashion, which is in essence different from previous works (29, 35–37) where the wind burst parameterization includes many detailed structures. This simple stochastic switching process allows the coupled model to simulate different types of ENSO events with realistic features.

Subsequent sections present the coupled ocean–atmosphere system, the stochastic wind burst model, and the Markov jump process as well as the statistical diversity of ENSO simulated by the coupled model. Details of model derivations, choice of parameters, and sensitivity tests are included in *SI Appendix*.

Coupled ENSO Model

ENSO Model. The ENSO model consists of a nondissipative atmosphere coupled to a simple shallow-water ocean and SST budget (33, 34).

Interannual atmosphere model.

$$\begin{aligned} -yv - \partial_x \theta &= 0 \\ yu - \partial_y \theta &= 0 \\ -(\partial_x u + \partial_y v) &= E_q / (1 - \bar{Q}). \end{aligned} \quad [1]$$

Interannual ocean model.

$$\begin{aligned} \partial_\tau U - c_1 YV + c_1 \partial_x H &= c_1 \tau_x \\ YU + \partial_Y H &= 0 \\ \partial_\tau H + c_1 (\partial_x U + \partial_Y V) &= 0. \end{aligned} \quad [2]$$

Interannual SST model.

$$\partial_\tau T + \mu \partial_x (UT) = -c_1 \zeta E_q + c_1 \eta H, \quad [3]$$

with

$$\begin{aligned} E_q &= \alpha_q T \\ \tau_x &= \gamma(u + u_p). \end{aligned} \quad [4]$$

In Eqs. 1–4, x is zonal direction and τ is interannual time, whereas y and Y are meridional direction in the atmosphere and ocean, respectively. The u, v are zonal and meridional winds, θ is potential temperature, U and V are zonal and meridional

currents, H is thermocline depth, T is SST, E_q is latent heating, and τ_x is zonal wind stress. All variables are anomalies from an equilibrium state and are nondimensional. The coefficient c_1 is a nondimensional ratio of timescales, which is of order $O(1)$. The term u_p in Eq. 4 describes stochastic wind burst activity. The atmosphere extends over the entire equatorial belt $0 \leq x \leq L_A$ with periodic boundary conditions, whereas the Pacific ocean extends over $0 \leq x \leq L_O$ with reflection boundary conditions for the ocean model and zero normal derivative at the boundaries for the SST model.

The above model retains a few essential processes that model the ENSO dynamics in a simple fashion. Latent heating E_q , proportional to SST, is depleted from the ocean and forces an atmospheric circulation. The resulting zonal wind stress τ_x in return forces an ocean circulation that imposes feedback on the SST through thermocline depth anomalies H . This thermocline feedback η is more significant in the eastern Pacific, as shown in Fig. 1.

The coupled model introduces unique theoretical elements such as a nondissipative atmosphere consistent with the skeleton model for the Madden–Julian oscillation (MJO) (38, 39), valid here on the interannual timescale and suitable to describe the dynamics of the Walker circulation (40–42). In addition, the meridional axes y and Y are different in the atmosphere and ocean as they each scale to a suitable Rossby radius. This allows for a systematic meridional decomposition of the system into the well-known parabolic cylinder functions (43), which keeps the system low dimensional (44). Here, models 1–3 are projected and truncated to the first parabolic cylinder function of the atmosphere (38) and the ocean (1), respectively. Details are included in *SI Appendix*.

The coupled system in Eqs. 1–4 without the nonlinear zonal advection in Eq. 3 was systematically studied in ref. 33. It succeeds in recovering the traditional El Niño with occasionally super El Niño and capturing the ENSO statistics in the eastern Pacific as in nature. If the stochastic wind burst u_p is further removed, the resulting coupled system is linear, deterministic, and stable. Therefore, such a coupled model is fundamentally different from the Cane–Zebiak model (30) and other nonlinear models (31, 32) where the internal instability rather than the external wind bursts plays the role of triggering the ENSO cycles.

The observational significance of the zonal advection has been shown for the CP El Niño (5, 45). Different from the previous works (46, 47) where the advection is mostly linear and requires ad hoc parameterization of the background SST gradient, a simple nonlinear advection is adopted in Eq. 3 that contributes significantly to the SST tendency. Such nonlinear advection provides the mechanism of transporting anomalous warm water to the central Pacific region by the westward ocean zonal current. Importantly, when stochasticity is included in the wind activity

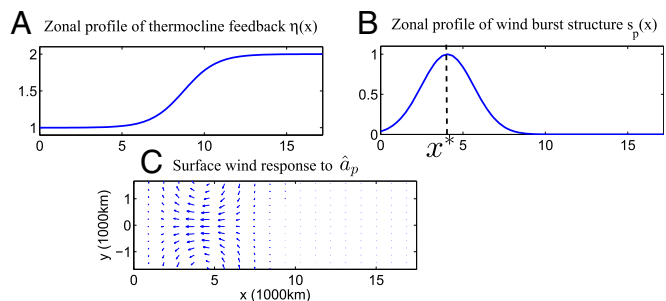


Fig. 1. (A–C) Profiles of (A) the thermocline coefficient $\eta(x)$, (B) the zonal structure of the wind burst $s_p(x)$ with its peak at x^* , and (C) the surface wind response in the equatorial Pacific band (from 15°S to 15°N) to a mean easterly trade wind anomaly \hat{a}_p .

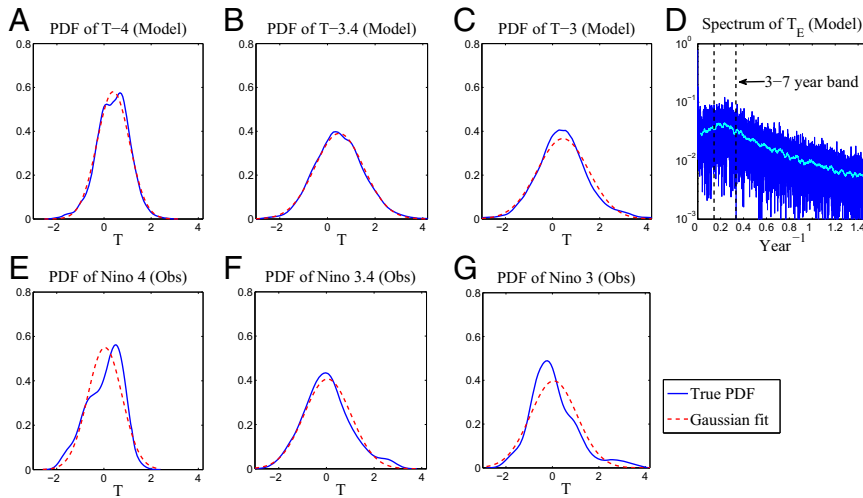


Fig. 2. PDFs of T-3, T-3.4, and T-4 from the coupled model (A–C) and those of Niño 3, 3.4, and 4 from the National Oceanic and Atmospheric Administration (NOAA) observational record (1982/01–2016/02) (E–G). D shows the power spectrum of T_E . The model statistics are computed based on a 5,000-y-long simulation.

u_p , this nonlinear zonal advection involves the contribution from both mean and fluctuation, the latter of which is usually ignored in the previous works. The combined effect of this nonlinear advection, a mean easterly trade wind anomaly, and effective stochastic noise was shown to facilitate the intermittent occurrence of the CP El Niño with realistic features (34).

Stochastic Wind Burst Process. Stochastic parameterization of the wind activity is added to the model that represents several important ENSO triggers such as westerly wind bursts (WWBs) (28, 29, 48) and easterly wind bursts (EWBs) (49) as well as the convective envelope of the MJO (27, 50). It also includes the recent multidecadal strengthening of the easterly trade wind anomaly. The wind bursts u_p read as

$$u_p = a_p(\tau) s_p(x) \phi_0(y), \quad [5]$$

with amplitude $a_p(\tau)$ and fixed zonal spatial structure $s_p(x)$ shown in Fig. 1. Here, $\phi_0(y)$ equals the first parabolic cylinder function of the atmosphere (SI Appendix). Both the wind burst perturbations (29) and the strengthening of the trade wind

anomaly (12, 13) are localized over the western equatorial Pacific according to the observations and for simplicity they share the same zonal extent.

The evolution of wind burst amplitude a_p reads as

$$\frac{da_p}{d\tau} = -d_p(a_p - \hat{a}_p(T_W)) + \sigma_p(T_W) \dot{W}(\tau), \quad [6]$$

where d_p is dissipation and $\dot{W}(\tau)$ is a white-noise source, representing the intermittent nature of the wind bursts at an inter-annual timescale. The amplitude of the wind burst noise source σ_p depends on T_W (Eq. 7), which is the average of SST anomalies in the western half of the equatorial Pacific ($0 \leq x \leq L_O/2$). Note that this state-dependent wind amplitude has a different viewpoint from those in previous works (37, 51, 52) that rely on the eastern Pacific SST. The term $\hat{a}_p < 0$ represents the mean strengthening of the easterly trade wind anomaly. Corresponding to $\hat{a}_p < 0$, the direct response of the surface wind associated with the Walker circulation at the equatorial Pacific band is shown in Fig. 1C, which is similar to the observed intensification of the Walker circulation in recent decades (12, 13).

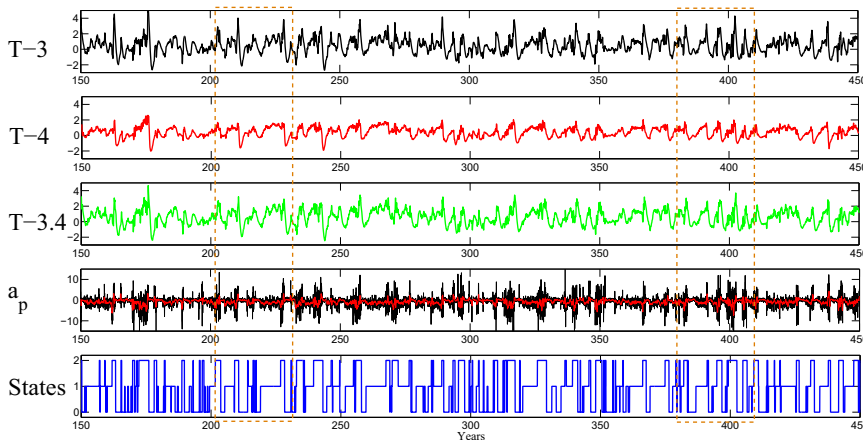


Fig. 3. A sample period-series T-3, T-4, T-3.4; the stochastic wind activity amplitude a_p ; and the states in the Markov process. The red curve on top of a_p shows the 120-d running average indicating the low-frequency part of the wind activity. The two dashed boxes correspond to the periods shown in Figs. 4 and 5.

The parameterization of the wind activity in Eqs. 5–9 emphasizes the distinct properties of the wind activity at different ENSO phases and describes effective state-dependent transitions in a simple and effective fashion. It is different from those adopted in previous works that involve many detailed structures, such as the central location and peak time of each wind burst event (29, 35, 36) and the separation of the linear and nonlinear parts of the wind activity (37).

Results

Now we present the statistical diversity of ENSO produced by the coupled model. To compare the model simulations with the observational record, we define three indexes from the model simulations: T-3, T-3.4, and T-4, which are the averaged SSTs over the regions of Niño 3 (150W–90W), Niño 3.4 (170W–120W), and Niño 4 (160E–150W), respectively.

Fig. 2 shows the probability density functions (PDFs) of T-4, T-3.4, and T-3 as well as the power spectrum of T_E , which is the averaged SST over the eastern Pacific. These statistics are formed based on a 5000-y-long model simulation. The power spectrum of T_E peaks at the interannual band (3–7 y), which is consistent with that in nature (60). The variance of all three T indexes almost perfectly matches those of the three Niño indexes (from the NOAA). Particularly, the fact that the variance of SST in the Niño 4 region is roughly half that in the other two regions is captured by the coupled model. In addition, consistent with observations, the PDFs of T-4 and T-3 show negative and positive skewness, respectively. The presence of a fat tail together with the positive skewness in T-3 indicates the extreme El Niño events in the eastern Pacific (61). Note that, despite the correct skewed direction, the skewness of T-3 seems to be underestimated compared with that in Niño 3. However, the Niño indexes are calculated based only on a 34-y-long monthly time series (1982/01–2016/02), which may not be sufficient to form unbiased statistics. In fact, the single super El Niño event during 1997–1998 accounts for a large portion of the skewness in Niño 3. Therefore, the statistics of the model are qualitatively consistent with those in nature. *SI Appendix* contains sensitivity tests, which show that the model statistics are robust to parameter variations.

These non-Gaussian statistics indicate the significant role of both the nonlinear zonal advection and the state-dependent noise in the wind burst process, because otherwise the PDFs of T indexes will all become Gaussian. In addition, in the absence of the CP El Niño, positive skewness is found in T-4 from the coupled model (33).

Fig. 3 shows the time series of the three T indexes, the stochastic wind amplitude a_p , and the state transitions. Examples of the ENSO diversity are demonstrated in Figs. 4 and 5. First, the coupled model succeeds in simulating traditional El Niño events in the eastern Pacific including both the quasi-regular moderate El Niño (e.g., $t = 383, 392, 397, 406$) and the super El Niño (e.g., $t = 211, 228, 402$). These traditional El Niño events are typically followed by a reversal of conditions toward La Niña with weaker strengths but longer durations. Particularly, the super El Niño appears roughly every 15–25 y (T-3 index), as in nature. These traditional El Niño events start with a realistic buildup of SST and thermocline depth anomalies in the western Pacific in the preceding year, which switches the system to the active state (state 2) and increases wind burst activity over the warm pool region. At the onset phase of these El Niño events, a strong series of WWBs (Fig. 4F) triggers enhanced thermocline depth and SST anomalies in the western Pacific, which then propagate eastward and intensify in the eastern Pacific at the peak of the El Niño events. Meanwhile, the western edge of the warm pool is cooled (62). However, there are many phases (e.g., $t = 400, 405$) where wind burst activity builds up without triggering an El Niño event, implying that wind burst activity in the model is a

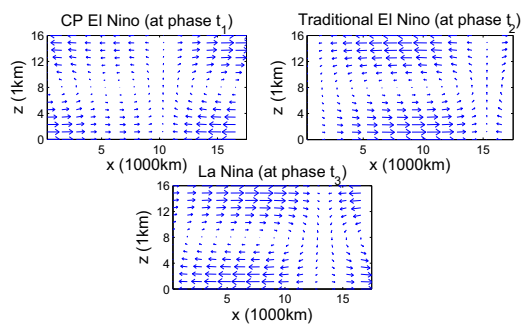


Fig. 6. Anomalous Walker circulation at different phases shown in Fig. 4.

necessary but nonsufficient condition for the El Niño development (52, 63–65). In Fig. 4, there is also a special event around $t = 231$ that resembles the observational record in year 2014. That is, a strong WWB tends to trigger a traditional El Niño. However, an intense EWB occurs right after the WWB, which serves as the key dynamical factor that stalled the El Niño development (49). On the other hand, in the presence of the mean easterly wind anomaly and moderate wind activity, CP El Niño events are simulated by the coupled model (state 1), where the duration of these CP El Niño events varies from 1–2 y (e.g., $t = 208, 382, 390$) to 4–5 y (e.g., $t = 222–227$). Particularly, the period from $t = 222$ to $t = 230$ resembles the observed ENSO episode during the 1990s, where a series of 5-y CP El Niño events is followed by a super El Niño and then a La Niña.

Budget analysis indicates the distinct mechanisms of the two types of El Niño in the coupled model. The flux divergence $-\mu \partial_x(UT)$ appears to be the main contributor to the occurrence of the CP El Niño, where the westward anomalous zonal ocean current tends to transport the anomalous warm water to the central Pacific region and leads to the eastern Pacific cooling with a shallow thermocline depth (Fig. 4 H and I from $t = 222$ to $t = 227$). On the other hand, the dominant factor for the traditional El Niño is the thermocline feedback $c_1 \eta H$, which is nearly proportional to the SST in the eastern Pacific and dominates the budget of the SST tendency dT/dt (Fig. 4 C, D, and I around $t = 201$ and $t = 228$). All these findings in the model recover the analysis from the observational data (3, 8–11).

Fig. 6 shows the anomalous Walker circulations at three different ENSO phases, which all agree with the observational record (5). Particularly, the surface wind $u + \hat{u}_p$ converges and forms the rising branch of the circulation in the central and eastern Pacific at the CP and the traditional El Niño phases (t_1 and t_2), respectively. On the other hand, at the La Niña phase t_3 , a descending branch of the anomalous Walker cell is found in the eastern Pacific, along with the divergence of the surface wind.

Conclusions

A simple dynamical model is developed that automatically captures key features and the statistical diversity of ENSO. Systematic strategies are designed for incorporating several major causes of the ENSO diversity into a simple coupled ocean–atmosphere model that is otherwise deterministic, linear, and stable. First, a stochastic parameterization of the wind bursts including both westerly and easterly wind is coupled to the ocean–atmosphere system, where the amplitude of the wind bursts depends on the SST in the western Pacific warm pool. Second, a simple nonlinear zonal advection and a mean easterly trade wind anomaly are incorporated into the coupled system that enables anomalous warm SST in the central Pacific. Finally, an effective three-state stochastic Markov jump process is developed to drive the stochastic wind activity, which allows the occurrence of different types of ENSO.

The statistics produced by the coupled model resemble those in nature. The power spectrum of T_E peaks at the interannual band. The variance of the three T indexes almost perfectly matches those in the observational record of Niño 3, 3.4, and 4 indexes and the directions of the skewness of the T and the Niño indexes are the same in all three regions. Importantly, the fat tail together with the positive skewness in the PDF of the T -3 index implies the intermittent occurrence of the extreme El Niño events. The coupled model succeeds in simulating both the CP and the traditional El Niño events, including quasi-regular moderate El Niño and super El Niño, as well as the La Niña with

realistic features. Particularly, the model is able to reproduce the observed ENSO episode with diversity in the 1990s. In addition, the anomalous Walker circulations at different ENSO phases all resemble those in nature.

ACKNOWLEDGMENTS. The research of A.J.M. is partially supported by the Office of Naval Research Grant Office of Naval Research, Multidisciplinary University Research Initiative (ONR MURI) N00014-16-1-2161 and the New York University Abu Dhabi Research Institute. N.C. is supported as a postdoctoral fellow through A.J.M.'s ONR MURI Grant. The authors thank the National Oceanic and Atmospheric Administration for providing Niño indexes.

- Clarke AJ (2008) *An Introduction to the Dynamics of El Niño and the Southern Oscillation* (Academic, Cambridge, MA).
- Lee T, McPhaden MJ (2010) Increasing intensity of El Niño in the central-equatorial Pacific. *Geophys Res Lett* 37(14):L14603.
- Kao H-Y, Yu J-Y (2009) Contrasting eastern-Pacific and central-Pacific types of ENSO. *J Clim* 22(3):615–632.
- Ashok K, Behera SK, Rao SA, Weng H, Yamagata T (2007) El Niño Modoki and its possible teleconnections. *J Geophys Res* 112:C11007.
- Kug JS, Jin FF, An SI (2009) Two types of El Niño events: Cold tongue El Niño and warm pool El Niño. *J Clim* 22(6):1499–1515.
- Larkin NK, Harrison D (2005) On the definition of El Niño and associated seasonal average US weather anomalies. *Geophys Res Lett* 32(13):L13705.
- Guilyardi E (2006) El Niño–mean state–seasonal cycle interactions in a multi-model ensemble. *Clim Dyn* 26(4):329–348.
- Yu J-Y, Kao H-Y (2007) Decadal changes of ENSO persistence barrier in SST and ocean heat content indices: 1958–2001. *J Geophys Res Atmos* 112(D13):D13106.
- Yeh S-W, et al. (2009) El Niño in a changing climate. *Nature* 461(7263):511–514.
- Yeh S-W, Kug J-S, An S-I (2014) Recent progress on two types of El Niño: Observations, dynamics, and future changes. *Asia Pac J Atmos Sci* 50(1):69–81.
- Ren H-L, Jin F-F (2013) Recharge oscillator mechanisms in two types of ENSO. *J Clim* 26(17):6506–6523.
- England MH, et al. (2014) Recent intensification of wind-driven circulation in the Pacific and the ongoing warming hiatus. *Nat Clim Chang* 4(3):222–227.
- Sohn B, Yeh S-W, Schmetz J, Song H-J (2013) Observational evidences of Walker circulation change over the last 30 years contrasting with GCM results. *Clim Dyn* 40(7–8):1721–1732.
- Merrifield MA, Maltrud ME (2011) Regional sea level trends due to a Pacific trade wind intensification. *Geophys Res Lett* 38(21):L21605.
- L'Heureux ML, Lee S, Lyon B (2013) Recent multidecadal strengthening of the Walker circulation across the tropical Pacific. *Nat Clim Chang* 3(6):571–576.
- Choi J-W, Kim I-G, Kim J-Y, Park C-H (2016) The recent strengthening of Walker circulation. *SOLA* 12(0):96–99.
- McGregor S, et al. (2014) Recent Walker circulation strengthening and Pacific cooling amplified by Atlantic warming. *Nat Clim Chang* 4(10):888–892.
- Weng H, Behera SK, Yamagata T (2009) Anomalous winter climate conditions in the Pacific Rim during recent El Niño Modoki and El Niño events. *Clim Dyn* 32(5):663–674.
- Capotondi A, et al. (2015) Understanding ENSO diversity. *Bull Am Meteorol Soc* 96(6):921–938.
- Ham YG, Kug JS (2012) How well do current climate models simulate two types of El Niño? *Clim Dyn* 39(1–2):383–398.
- Kug J-S, Ham Y-G, Lee J-Y, Jin F-F (2012) Improved simulation of two types of El Niño in CMIP5 models. *Environ Res Lett* 7(3):034002.
- Ault TR, Deser C, Newman M, Emile-Geay J (2013) Characterizing decadal to centennial variability in the equatorial Pacific during the last millennium. *Geophys Res Lett* 40(13):3450–3456.
- Kim ST, Yu J-Y (2012) The two types of ENSO in CMIP5 models. *Geophys Res Lett* 39(11):L11704.
- Yu J-Y, Kim ST (2010) Identification of central-Pacific and eastern-Pacific types of ENSO in CMIP3 models. *Geophys Res Lett* 37(15):L08706.
- Wittenberg AT (2009) Are historical records sufficient to constrain ENSO simulations? *Geophys Res Lett* 36(12):L12702.
- Kug J-S, Choi J, An S-I, Jin F-F, Wittenberg AT (2010) Warm pool and cold tongue El Niño events as simulated by the GFDL 2.1 coupled GCM. *J Clim* 23(5):1226–1239.
- Hendon HH, Wheeler MC, Zhang C (2007) Seasonal dependence of the MJO-ENSO relationship. *J Clim* 20(3):531–543.
- Vecchi GA, Harrison DE (2000) Tropical Pacific sea surface temperature anomalies, El Niño, and equatorial westerly wind events. *J Clim* 13(11):1814–1830.
- Tziperman E, Yu L (2007) Quantifying the dependence of westerly wind bursts on the large-scale tropical Pacific SST. *J Clim* 20(12):2760–2768.
- Zebiak SE, Cane MA (1987) A model El Niño–Southern oscillation. *Mon Weather Rev* 115(10):2262–2278.
- Jin F-F (1997) An equatorial ocean recharge paradigm for ENSO. Part I: Conceptual model. *J Atmos Sci* 54(7):811–829.
- Timmermann A, Jin F-F, Abshagen J (2003) A nonlinear theory for El Niño bursting. *J Atmos Sci* 60(1):152–165.
- Thual S, Majda AJ, Chen N, Stechmann SN (2016) Simple stochastic model for El Niño with westerly wind bursts. *Proc Natl Acad Sci USA* 113(37):10245–10250.
- Chen N, Majda AJ (2016) Simple dynamical models capturing the key features of the central Pacific El Niño. *Proc Natl Acad Sci USA* 113(42):11732–11737.
- Gebbie G, Tziperman E (2009) Predictability of SST-modulated westerly wind bursts. *J Clim* 22(14):3894–3909.
- Gebbie G, Eisenman I, Wittenberg A, Tziperman E (2007) Modulation of westerly wind bursts by sea surface temperature: A semistochastic feedback for ENSO. *J Atmos Sci* 64(9):3281–3295.
- Levine AF, Jin FF (2015) A simple approach to quantifying the noise–ENSO interaction. Part I: Deducing the state-dependency of the windstress forcing using monthly mean data. *Clim Dyn* 48(1):1–18.
- Majda AJ, Stechmann SN (2009) The skeleton of tropical intraseasonal oscillations. *Proc Natl Acad Sci USA* 106(21):8417–8422.
- Majda AJ, Stechmann SN (2011) Nonlinear dynamics and regional variations in the MJO skeleton. *J Atmos Sci* 68(12):3053–3071.
- Majda AJ, Klein R (2003) Systematic multiscale models for the tropics. *J Atmos Sci* 60(2):393–408.
- Stechmann SN, Ogrosky HR (2014) The Walker circulation, diabatic heating, and outgoing longwave radiation. *Geophys Res Lett* 41(24):9097–9105.
- Stechmann SN, Majda AJ (2015) Identifying the skeleton of the Madden–Julian oscillation in observational data. *Mon Weather Rev* 143(1):395–416.
- Majda A (2003) *Introduction to PDEs and Waves for the Atmosphere and Ocean* (American Mathematical Society, Providence, RI), Vol 9.
- Thual S, Thual O, Dewitte B (2013) Absolute or convective instability in the equatorial Pacific and implications for ENSO. *Q J R Meteorol Soc* 139(672):600–606.
- Su J, Li T, Zhang R (2014) The initiation and developing mechanisms of central Pacific El Niños. *J Clim* 27(12):4473–4485.
- Jin F-F, An S-I (1999) Thermocline and zonal advective feedbacks within the equatorial ocean recharge oscillator model for ENSO. *Geophys Res Lett* 26(19):2989–2992.
- Dewitte B, Yeh S-W, Thual S (2013) Reinterpreting the thermocline feedback in the western-central equatorial Pacific and its relationship with the ENSO modulation. *Clim Dyn* 41(3–4):819–830.
- Harrison DE, Vecchi GA (1997) Westerly wind events in the Tropical Pacific, 1986–95*. *J Clim* 10(12):3131–3156.
- Hu S, Fedorov AV (2016) Exceptionally strong easterly wind burst stalling El Niño of 2014. *Proc Natl Acad Sci USA* 113(8):2005–2010.
- Puy M, Vialard J, Lengaigne M, Guilyardi E (2016) Modulation of equatorial Pacific westerly/easterly wind events by the Madden–Julian oscillation and convectively-coupled Rossby waves. *Clim Dyn* 46(7–8):2155–2178.
- Jin F-F, Lin L, Timmermann A, Zhao J (2007) Ensemble-mean dynamics of the ENSO recharge oscillator under state-dependent stochastic forcing. *Geophys Res Lett* 34(3):L03807.
- Levine AFZ, Jin F-F (2010) Noise-induced instability in the ENSO recharge oscillator. *J Atmos Sci* 67(2):529–542.
- Gardiner CW, et al. (1985) *Handbook of Stochastic Methods* (Springer, Berlin) Vol 3.
- Lawler GF (2006) *Introduction to Stochastic Processes* (CRC, Boca Raton, FL).
- Majda AJ, Harlim J (2012) *Filtering Complex Turbulent Systems* (Cambridge Univ Press, Cambridge, UK).
- Chen D, et al. (2015) Strong influence of westerly wind bursts on El Niño diversity. *Nat Geosci* 8(5):339–345.
- Levine A, Jin FF, McPhaden MJ (2016) Extreme noise-extreme El Niño: How state-dependent noise forcing creates El Niño–La Niña asymmetry. *J Clim* 29(15):5483–5499.
- Lopez H, Kirtman BP (2013) Westerly wind bursts and the diversity of ENSO in CCSM3 and CCSM4. *Geophys Res Lett* 40(17):4722–4727.
- Lopez H, Kirtman BP, Tziperman E, Gebbie G (2013) Impact of interactive westerly wind bursts on CCSM3. *Dyn Atmos Oceans* 59:24–51.
- Kleeman R (2008) Stochastic theories for the irregularity of ENSO. *Philos Trans A Math Phys Eng Sci* 366(1875):2509–2524.
- Burgers G, Stephenson DB (1999) The “normality” of El Niño. *Geophys Res Lett* 26(8):1027–1039.
- Cronin MF, McPhaden MJ (1997) The upper ocean heat balance in the western equatorial Pacific warm pool during September–December 1992. *J Geophys Res Oceans* 102(C4):8533–8553.
- Hu S, Fedorov AV, Lengaigne M, Guilyardi E (2014) The impact of westerly wind bursts on the diversity and predictability of El Niño events: An ocean energetics perspective. *Geophys Res Lett* 41(13):4654–4663.
- Fedorov AV, Hu S, Lengaigne M, Guilyardi E (2015) The impact of westerly wind bursts and ocean initial state on the development, and diversity of El Niño events. *Clim Dyn* 44(5–6):1381–1401.
- Roulston MS, Neelin JD (2000) The response of an ENSO model to climate noise, weather noise and intraseasonal forcing. *Geophys Res Lett* 27(22):3723–3726.