


WORLD DATA CENTER A
for
Solar-Terrestrial Physics



EXPERIMENTAL COMPREHENSIVE
SOLAR FLARE INDICES FOR
"MAJOR" AND CERTAIN LESSER FLARES
1975-1979



July 1981

WORLD DATA CENTER A
National Academy of Sciences
2101 Constitution Avenue, N.W.
Washington, D.C., U.S.A., 20418

World Data Center A consists of the Coordination Office

and seven Subcenters:

World Data Center A
Coordination Office
National Academy of Sciences
2101 Constitution Avenue, N.W.
Washington, D.C., U.S.A., 20418
[Telephone: (202) 389-6478]

Glaciology [Snow and Ice]:

World Data Center A: Glaciology
[Snow and Ice]
Inst. of Arctic & Alpine Research
University of Colorado
Boulder, Colorado, U.S.A. 80309
[Telephone: (303) 492-5171]

Meteorology (and Nuclear Radiation):

World Data Center A: Meteorology
National Climatic Center
Federal Building
Asheville, North Carolina, U.S.A. 28801
[Telephone: (704) 258-2850]

Oceanography:

World Data Center A: Oceanography
National Oceanic and Atmospheric
Administration
Washington, D.C., U.S.A. 20235
[Telephone: (202) 634-7249]

Rockets and Satellites:

World Data Center A: Rockets and
Satellites
Goddard Space Flight Center
Code 601
Greenbelt, Maryland, U.S.A. 20771
[Telephone: (301) 344-6695]

Rotation of the Earth:

World Data Center A: Rotation
of the Earth
U.S. Naval Observatory
Washington, D.C., U.S.A. 20390
[Telephone: (202) 254-4023]

Solar-Terrestrial Physics (Solar and
Interplanetary Phenomena, Ionospheric
Phenomena, Flare-Associated Events,
Geomagnetic Variations, Magnetospheric
and Interplanetary Magnetic Phenomena,
Aurora, Cosmic Rays, Airglow):

World Data Center A
for Solar-Terrestrial Physics
Environmental Data and Information
Service, NOAA
Boulder, Colorado, U.S.A. 80303
[Telephone: (303) 497-6323]

Solid-Earth Geophysics (Seismology,
Tsunamis, Gravimetry, Earth Tides,
Recent Movements of the Earth's
Crust, Magnetic Measurements,
Paleomagnetism and Archeomagnetism,
Volcanology, Geothermics):

World Data Center A
for Solid-Earth Geophysics
Environmental Data and Information
Service, NOAA
Boulder, Colorado, U.S.A. 80303
[Telephone: (303) 497-6522]


NOTES:

1. World Data Centers conduct international exchange of geophysical observations in accordance with the principles set forth by the International Council of Scientific Unions. WDC-A is established in the United States under the auspices of the National Academy of Sciences.

2. Communications regarding data interchange matters in general and World Data Center A as a whole should be addressed to: World Data Center A, Coordination Office (see address above).

3. Inquiries and communications concerning data in specific disciplines should be addressed to the appropriate subcenter listed above.

WORLD DATA CENTER A for Solar-Terrestrial Physics



REPORT UAG-80

EXPERIMENTAL COMPREHENSIVE SOLAR FLARE INDICES FOR "MAJOR" AND CERTAIN LESSER FLARES 1975-1979


compiled by

Helen W. Dodson and E. Ruth Hedeman
The Johns Hopkins University
Applied Physics Laboratory
Laurel, Maryland 20810

July 1981

Published by World Data Center A for
Solar-Terrestrial Physics, NOAA, Boulder, Colorado
and printed by

U.S. DEPARTMENT OF COMMERCE
NATIONAL OCEANIC AND ATMOSPHERIC ADMINISTRATION
ENVIRONMENTAL DATA AND INFORMATION SERVICE
Boulder, Colorado, USA 80303



SUBSCRIPTION PRICE: \$30.00 a year; \$17.30 additional for foreign mailing; single copy price varies.*
Checks and money orders should be made payable to the Department of Commerce, NOAA/NGSDC.
Remittance and correspondence regarding subscriptions should be sent to the National Geophysical and
Solar-Terrestrial Data Center, NOAA, Boulder, CO 80303.

*Price this issue \$2.00



Very truly yours,
[Signature]

[Faint text, possibly a name or title]

[Faint text, possibly a date or address]

Compiled by
 Helen W. Dodson and E. Ruth Hedeman
 The Johns Hopkins University
 Applied Physics Laboratory
 Laurel, Maryland 20810

Based in part on data collected at the former
 McMath-Hulbert Observatory of
 The University of Michigan

1. INTRODUCTION

In July 1971 a report on "An Experimental, Comprehensive Flare Index and its Derivation for 'Major' Flares, 1955-1969" was published by the present authors as Report UAG-14 of World Data Center A for Solar-Terrestrial Physics. The index apparently proved to be a useful tool for some investigators, and values of the indices for the later years, 1970-1974, were published in Report UAG-52, "Experimental Comprehensive Solar Flare Indices for Certain Flares, 1970-1974". Requests have been received for values of the Comprehensive Flare Index (CFI) for still later years. Accordingly, the present report has been prepared for 1975 through 1979, years that complete data for solar cycle 20 and provide information for the ascending branch of cycle 21. (For November-December 1979, it was necessary to use preliminary summaries of flare data. Final H α flare evaluations were not available for these months at the time of preparation of this report.)

We continue to point out the experimental nature of the index and to recognize its imperfections, but its use and availability for almost a decade have introduced a certain gratifying ease in the handling of extensive flare data. Comprehensive flare indices, and the profiles on which they are based, for the so-called "major" flares, permit one to identify easily flare-events that were well above average in some or all aspects of the electromagnetic spectrum (ionizing, optical, and radio frequency radiation). In spite of changing observing and reporting techniques, over the years, it is our belief that Reports UAG-14 and 52 and the present study, together present relatively complete and homogeneous information about the truly greatest flares (i.e., CFI > 10) in the last 25 years (see Report UAG-52, page 19 and part 4 of this study). For "major" flares with CFI's < 10, modifications in the observing and reporting programs (primarily of Type II bursts) have introduced certain unavoidable inhomogeneities in the number of events qualifying for inclusion in the lists of so-called "major" flares.

The five components that comprise the "profile" of the flare are listed below. The sum of the five components gives the Comprehensive Flare Index (CFI).

- a. Importance of ionizing radiation as indicated by time-associated Short Wave Fade or Sudden Ionospheric Disturbance;* (Scale 0-3).
- b. Importance of H α flare; (Scale 0**-3).
- c. Magnitude of ~ 10 cm flux; (characteristic of log of flux in units of $10^{-22} \text{Wm}^{-2} \text{Hz}^{-1}$).
- d. Dynamic spectrum; (Type II = 1, Continuum = 2, Type IV with duration > 10 minutes = 3).
- e. Magnitude of ~ 200 MHz flux; (characteristic of log of flux in units of $10^{-22} \text{Wm}^{-2} \text{Hz}^{-1}$).

* Prior studies reported in UAG-52 indicated a close relationship between the importance of the SID and the peak x-ray flux for major flares. The two values increase together. Accordingly we have continued to use the magnitude of the SID as a measure of the ionizing radiation.

**H α subflares are evaluated as of importance "0".

2. COMPREHENSIVE FLARE INDICES FOR "MAJOR" FLARES

In the present study, as in the two earlier reports, values of the Comprehensive Flare Index have been derived for flares that are considered to have been well above average in either ionizing, H α , or radio frequency radiation. Specifically, the index has been determined for all flares in the years 1975-79 that satisfied any one of the following criteria:

- Short wave fade (or Sudden Ionospheric Disturbance), importance > 3.
- H α Flare, importance > 3.
- 10 cm Flux, > $500 \times 10^{-22} \text{Wm}^{-2} \text{Hz}^{-1}$.
- Type II burst.
- Type IV radio emission, duration > 10 minutes.

Each flare that satisfied at least one of the above criteria can, in some sense, be considered to have been a "major" flare and is so referred to in this report. The times of these "major" flares, with their respective profiles and comprehensive indices, are listed in Table 1 (at the end of the text). In this table, the reported time refers to the H α flare or subflare, when known. When no H α event has been reported, a nominal time is given in parentheses and refers to the approximate time of the short wave fade or the radio frequency emission. Careful

distinction has been made between "no flare or subflare reported" and "H α observations not in progress". An asterisk in the Time column of Table 1 identifies the latter situation. Underlined times indicate best estimates of starting and ending times of the H α flare. The remarks column gives additional information about the flare event, especially the radio frequency emission. This column indicates the occurrence of a Type II burst when this fact is masked in the fourth entry in the profile by the occurrence of additional continuum or Type IV emission.

The primary source of flare data used in Table 1 is the Quarterly Bulletin on Solar Activity supplemented by reports from individual observatories given in Solar-Geophysical Data bulletins. The latter publication is also the source for the ionospheric and radio frequency data. For conventions of abbreviations, see "Solar-Geophysical Data (SGD)" especially SGD 366 (Supplement) Explanation of Data Reports, February 1975, U. S. Department of Commerce (Boulder, Colorado 80302), USA). See also the notes at the end of Table 1 of this report.

3. COMMENTS ON THE DATA INCLUDED IN THE LIST OF "MAJOR" FLARES

Table 2 of this report provides a comparison of the H α importance of the flares in the list of "major" flares, 1975-1979, with the Comprehensive Flare Indices for the same events. In these years, as in earlier studies, flares that were markedly above average in at least one aspect of the electromagnetic spectrum included a high proportion of events (56%) that were reported only as H α subflares, or were not detected and not reported at all in H α . These results continue to support the worldwide effort to compile data on H α subflares as well as for the more important optical events.

TABLE 2. H α IMPORTANCE OF FLARES IN LIST OF "MAJOR" FLARES, 1975-1979

H α Importance	Value of Comprehensive Index						Total
	1-3	4-6	7-9	10-12	13-15	>15	
	<u>Number of Flares</u>						
3	0	0	3	2	5	1	11
2	0	10	24	25	8	0	67
1	15	54	58	30	3	0	160
S	89	67	30	3	0	0	189
?	77	25	7	5	0	0	114
TOTAL	181	156	122	65	16	1	541
	<u>Percent of Flares</u>						
3	0	0	2	3	31	100	2
2	0	6	20	38	50	0	12
1	8	35	47	46	19	0	30
S	49	43	25	5	0	0	35
?	43	16	6	8	0	0	21
TOTAL	100	100	100	100	100	100	100

The "major" flares distributed by year and by value of the comprehensive flare index are enumerated in Table 3. It can be seen that even in 1976, the year of sunspot minimum between cycles 20 and 21, there were 31 events that met our criteria for "major" flares. For 3 of these flares, the CFI's were > 10 and constituted significant solar events. In addition, Table 3 shows the level of flare activity in the first three years of cycle 21.

TABLE 3. NUMBER OF "MAJOR" FLARES DISTRIBUTED BY VALUE OF COMPREHENSIVE FLARE INDEX, 1975-1979

YEAR	Comprehensive Flare Index																		TOTAL
	1	2	3	4	5	6	7	8	9	10	11	12	13	14	15	16	17	18	
1975	6	2	7	4	4	6	4	3	1	1	2								40
1976	2	3	7	1	1	6	4	3	1	1	1	1							31
1977	16	6	5	3	5	1	4	2	1	1	4	2	2						52
1978	37	16	15	17	27	21	17	17	14	11	9	9	6		4			1	221
1979	23	15	21	23	18	20	14	21	15	13	5	5	3		1				197
TOTAL	84	42	55	48	55	54	43	46	32	27	21	17	11		5			1	541

Similar data from Reports UAG-14 and 52 for reasonably comparable years at the start of cycles 19 and 20 are given in Table 4 and provide a possible basis of comparison for the beginning years of the three cycles. Information for the year of minimum and for a fourth year in cycles 19 and 20 is also included to broaden the basis of comparison.

TABLE 4. NUMBER OF "MAJOR" FLARES

		Total	With CFI > 10
(Year of Minimum)	(1954)	(Data not available)	
Cycle 19	1955	21	1
	1956	77	6
	1957	162	29
	1958	115	28

(Year of Minimum)	(1964)	(3)	(1)
Cycle 20	1965	6	0
	1966	68	16
	1967	102	8
	1968	119	13

(Year of Minimum)	(1976)	(31)	(3)
Cycle 21	1977	51	9
	1978	221	40
	1979	197	27
	1980	(Data not available)	

It is difficult to know how to make valid comparisons for the successive cycles. The increased availability of radio frequency data in later years has tended to increase the number of flare events that qualified as "major" on the basis of Type II bursts. The time of minimum within the year of minimum also has varied in successive cycles making detailed comparisons difficult. In spite of these situations it can be said that the rise to maximum in cycle 21 was especially flare-rich with more events qualifying as "major" flares in 1978 and 1979 than in any year since 1955 when these studies began. The numbers of flares with CFI > 10 in 1978 and 1979 were also exceedingly high.

4. COMMENTS ON APPENDIX TO TABLE 1 WITH COMPREHENSIVE INDICES FOR "LESSER" FLARES

In order to provide values of the Comprehensive Index for flares of potential interest but not included in the list of "major" flares, an Appendix to Table 1 has been prepared. The Appendix follows the format and conventions of Table 1 and gives profiles and comprehensive indices for the following categories of flares:

- a. All flares of H α importance 2 not contained in the list of "major" flares.
- b. All ionospheric disturbances of importance 2 not contained in the list of "major" flares.
- c. All 10 cm events with an index of 2 not contained in the list of major flares (i.e., bursts with flux < 500 but > 100 flux units).
- d. All flares for which Type IV emission was reported but for which the duration was less than 10 minutes.

- e. All flares not contained in the list of "major" flares for which continuum emission in the radio spectrum was reported. The frequent reports of day-long continuum without flare association are not included in this tabulation.

This compilation of comprehensive flare indices for so-called "lesser" flares contains 549 entries, 68 of them for flares of H α importance 2. There were only two cases of indices as great as 9 and 10 respectively. Apparently the listing of "major" flares in Table 1 picks up practically all instances of flares with comprehensive indices as great as 9. See Figure 1 for comparative distributions of comprehensive indices for "major" or "lesser" flares reported in this study.

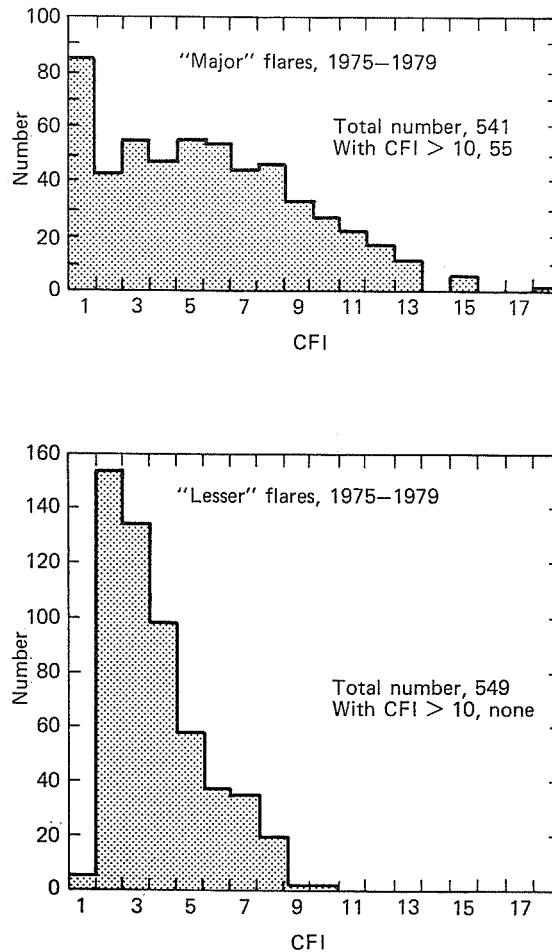


Fig. 1 Distribution of "Major" and "Lesser" Flares by Comprehensive Flare Index (CFI), 1975-1979.

ACKNOWLEDGEMENTS

The authors acknowledge with gratitude the help and encouragement of Dr. E. C. Roelof of the Applied Physics Laboratory of The Johns Hopkins University in the preparation of this report. This effort was supported by the Air Force Geophysics Laboratory via Task I of Contract N00024-81-C-5301 between the U. S. Navy and JHU/APL.

TABLE 1
 COMPREHENSIVE FLARE INDEX FOR "MAJOR FLARES", 1975-1979†

DATE	TIME (UT) OF FLARE OR EVENT†	POSITION	H α IMP.	McMATH PLAGE NUMBER	H α FLARE PROFILE abcde	COMP. FLARE INDEX	REMARKS ^F
1975							
Jan 6	0735-0908	N04E20	1n	13409	01132	7	IV(DCM,M)IIIG,V,U(M)
12	0707-0728	N04E50	sn	13422	00012	3	II(M);IIIG,V(DCM,M,DKM)
Mar 2	(1640-1835)				00031	4	IV(M,DKM);IIIG(M,DKM) No flare reported.
Jun 24	(1635)				00010	1	II(DKM);No flare re- ported.
30	(2301)				00032	5	IV(M,DKM);No flare re- ported.
Jul 2	1622-1637	N06W31	1n	13738	11032	7	IV(DKM);II(M,DKM);IIIG, U(DCM,M,DKM);CONT(M,DKM)
3	(0330)				00010	1	II(DKM);No flare reported
24	1436-1500	N08E40	1n	13777	01011	3	II(M,DKM);IIIG(M,DKM)
27	1815-1825	N09W19	sf	13783	00030	3	IV(DCM,M);IIIG(DCM,M)
Aug 1	2252-2257	N07W75	sf	13777	00010	1	II(DCM,M);IIIG(DCM)
3	(0112)	{ Culgoora Radio - Heliograph Source is P.A.310°, 1.6R \odot NW Limb		Region	10010	2	II(M);IIIG(M). No flare reported.
				13777,			
3	0323-0455	N09E28	1b	13786	21222	9	II(M);IIIG(DCM,M,DKM); CONT(DCM,M,DKM).
3	0441-0454	N11E85	sn	13790	10130	5	IV(DCM,M);I and CONT (DCM,M) In progress.
3	1218-1230	N09E79	1n	13790	31000	4	IS(M)
3	1306-1318	N06E24	sf	13786	00030	3	II(M,DKM);IV(DKM);IS(M)
4	1128-1150	N06E08	sf	13789	10010	2	II(DCM,M);IIIG(M)
21	0837-0906	N28W72	sb	13811	20112	6	II(DCM,M);IIIG,V(M)
21	1515-1545	N26W75	1b	13811	21233	11	II(M,DKM);IV(DCM,M);IIIG, V(M,DKM)
21	1523-1545	S06W80	sn	13796	20031	6	IV(M,DKM);CONT(DKM)
21	1947-2010	N26W77	sb	13811	20112	6	II(M);IIIG,V(M,DKM)
22	0108-0144	N27W81	1b	13811	21233	11	II(M,DKM);IV(DCM,M,DKM) IIIG,V(DCM,M,DKM)
22	0509-0540	N27W85	1n	13811	21112	7	II(M);IIIG,V(DCM,M,DKM)
22	0553-0630	N27W84	1b	13811	11012	5	II(M);IIIG,V(DCM,M,DKM)
22	1021-1045	N26W85	1b	13811	31101	6	IIIG(DCM,M,DKM)
22	1158-1252	N27W88	1b	13811	21131	8	II(M);IV(DKM)
27	(0608)				00010	1	II(M);IIIG,V(M); No flare reported.
Sep 1	(0604)				00010	1	II(M);IIIG,V(M); No flare reported.
Oct 8	2341-2350	N32W21	sf	13875	00012	3	II(M);IIIG(DCM)
Nov 6	0115-0138	N02E64	1n	13926	11010	3	II(M);IIIG(DCM,M)
14	0409-0423	S08E78	1n	13937	11222	8	II(M);CONT(DKM);IIIG,V (DCM,M,DKM)
15	1141-1225	S08E59	1n	13937	11131	7	II(M);IV(M,DKM),Possible; IIIG(DCM,M)
15	1847-2000	S06E60	sn	13937	00132	6	IV(M,DKM);I(M,DKM)
16	0538-0621	S07E47	1b	13937	11222	8	II(M);CONT(DCM,M,DKM); IIIG,V(DCM,M,DKM)
16	1450-1520	S07E43	sn	13937	00030	3	IV(M,DKM);IIIG(M)
16	2138-2226	N05W26	sf	13926	00010	1	II(M,DKM)
19	0846-0858	S08E07	sb	13937	00132	6	IV(DCM,M);IIIG(DCM,M)
20	0828-0834	S08W03	sf	13937	00032	5	IV(DCM,M);IIIG(DCM,M). Possibly incorrect flare association.
21	0607-0730	S07W21	1b	13937	11233	10	II(M,DKM);IV(DCM,M);IIIG, V(M,DKM)
26	(2228)				00031	4	II and IV(M,DKM). No flare reported. Active region 13937 is at SW limb.
Dec 8	1418-1433	N05W52	1f	13964	01030	4	IV(M,DKM);IS(M)
1976							
Jan 12	0406-0418	S11E78	sn	14029	10010	2	II(DKM);IIIG(DCM,M,DKM)

See notes to Table 1 on page 20.

COMPREHENSIVE FLARE INDEX FOR "MAJOR FLARES", 1975-1979 (continued)

DATE 1976	TIME (UT) OF FLARE OR EVENT ††	POSITION	H α IMP.	McMATH PLAGE NUMBER	H α FLARE PROFILE abcde	COMP. FLARE INDEX	REMARKS [†]
Jan 17	2142-2149	S15E02	sf	14029	00110	2	II(DCM,M,DKM); IIIg,U,V (M,DKM).
19	(1414)				00010	1	II(DKM); No flare reported (No Patrol 1434-1743 UT).
19	(1850)*				00012	3	II(DKM); IIIg,V,U(M,DKM) No flare patrol 1836-2044
Mar 20	(0205)	(Perhaps active region 14143 on invisible hemisphere)			00110	2	II(M,DKM); IIIg,V(DCM,M) No flare reported. Cug- goora radio heliograph places source E. Limb (1.3 R \odot , P.A. 80°).
20	(2257)				10020	3	II(M,DKM); CONT(M,DKM); IIIg(M,DKM); No flare re- ported; Culgoora places source at E. Limb.
21	0750-0835	N04W29	1b	14127	31102	7	IIIg(DCM,M,DKM)
23	0837-0841 and 0907-0945	S05E90 S07E90	sb sn	14143	30234	12	GB, 10cm, FLUX = 650; IV(DCM,M), CONT(DKM); IIIg (DCM,M); A strong "radio" flare at all frequencies.
25	1154-1229	S06E75	sn	14143	10232	8	IV(DCM,M); IIIb(M).
25	1305-1430	S05E69	1n	14143	11232	9	IV(M,DKM); IIIg(M)
26	(1720)				00030	3	IV(M,DKM); IIIg,V(M,DKM); No flare reported.
28	0546-0613	S07E37	sb	14143	10113	6	II(M); IIIg,U(M,DKM)
28	0922-1002	S08E31	sn	14143	00032	5	IV(DCM,M), CONT(DKM); IIIg(DCM,M)
28	1342-1353	S07E37	sf	14143	00030	3	IV(M,DKM); IIIg(M,DKM)
28	1905-2021	S07E28	1b	14143	11332	10	GB, 10 cm, Flux = 1965; II(M,DKM); IV(DCM,M,DKM) IIIg(M,DKM); A great "radio" flare at all freq
31	1140-1350	S07W09	1n	14143	11132	8	IV(DCM,M,DKM); IIIg(DCM,M)
Apr 5	(2150)*	(Perhaps region 14161 on invisible hemisphere - Return of active region 14127)			0-031	≥ 4	II(M,DKM); IV(DCM,M,DKM) No flare patrol 2045-2515 Culgoora radio heliograph places source at NE Limb (1.2 R \odot , P.A. 45°).
20	1740-1846	N03W77	sf	14161	00231	6	II(M,DKM); IV(M,DKM) IIIg,V(M,DKM)
29	1904-1940	S08W31	sn	14179	10131	6	IV(M)
30	1243-1306	S06W41	sn	14179	10132	7	IV(DCM,M); IIIg(M)
30	2048-2218	S08W45	1b	14179	21332	11	GB, 10 cm, Flux = 1670; II(M,DKM); IV(DCM,M,DKM) IIIg,V,U(M,DKM); A great "radio" flare at all freq
May 1	2140-2238	S08W60	sf	14179	10132	7	II(M); IV(DCM,M), IIIg (DCM,M).
16	0602-0614	S03W62	sn	14203	10110	3	II(M); IIIg,V(DCM,M,DKM)
Aug 6	(\leq 2038)				00010	1	IIN(DCM,DKM); No flare re- ported.
7	0155-0209	N12E08	sn	14352	10212	6	10cm Flux = 105; II(M); IIIg(DCM,M).
18	1844-1857	S12E81	sb	14375	20113	7	II(DCM,M,DKM); IIIg, V(DCM,M,DKM)
22	1217-1222	S02W90	sn	14366	20231	8	10cm Flux = 152; IV(DKM)
Sep 1	0650-0735	N19W57	sn	14403	00132	6	IV(DCM,M); CONT(M); IIIg(M)
6	0131-0210	N19W28	sn	14395	10131	6	II(M); IV(M); IIIg(DCM,M, DKM).
Dec 9	0201-0217	N03E33	sn	14553	00012	3	II(DCM,M)
18	(2152)				00030	3	II(M); IV(M); No flare re- ported. Culgoora radio heliograph places source at SW Limb (1.1R \odot , P.A. 300°)

See notes to Table 1 on page 20.

COMPREHENSIVE FLARE INDEX FOR "MAJOR FLARES", 1975-1979 (continued)

DATE 1977	TIME (UT) OF FLARE OR EVENT ††	POSITION	H α IMP.	McMATH PLAGE NUMBER	H α FLARE PROFILE abcde	COMP. FLARE INDEX	REMARKS ^T	
Feb 10	(0358)				00010	1	II(DKM); IIIG,V(M); No flare reported.	
14	(0013)				00011	2	II(DKM); IIIG(DCM,M); No flare reported.	
Mar 12	(0226)				00010	1	II(M); IIIG(DKM); No flare reported.	
Apr 8	(0608)				00010	1	II(M); IIIG,V(M); No flare reported.	
12	<u>0944-1037</u>	S21E82	1b	14726	31221	9	No flare reported. 10 cm Flux = 260; I & CONT(DCM,M); IIIG U(DCM)	
16	<u>2307-2442</u>	S21E18	1b	14726	11120	5	II(M); CONT(DCM); IIIG (DCM,M)	
21	<u>1527-1550</u>	S18W44	sn	14726	00011	2	II(M); IIIG,U(DCM,M,DKM)	
21	<u>(2229)</u>				00010	1	II(M); IIIG(DCM,M); No flare reported.	
May 19	<u>0015-0100</u>	S18W39	sb	14771	10010	2	II(M); IIIb(M)	
Jun 2	(0430)				10011	3	II(M); IIIG(M,DKM); No flare reported.	
23	(0021)				00011	2	II(M); IIIG(DCM,M); No flare reported.	
23	<u>2111-2122</u>	S24E26	sn	14815	00013	4	II(M); IIIG,V,U(DCM,M,DKM)	
Jul 10	(0251)				00010	1	II(M); No flare reported.	
19	(2307)				00130	4	IV(M); No flare reported; MM and CM radio bursts.	
Aug 26	<u>0542-0549</u>	S25E06	sn	14915	10112	5	II(M); IIIG,V,U(DCM,M,DKM)	
Sep 5	(0921)	(Perhaps active region 14943 on invisible hemisphere)			00010	1	II(M); IIIG(M); No flare reported)	
5	(1954)				00021	3	II(M,DKM); CONT(DKM); IIIG (M,DKM); No flare reported	
7	<u>2255-2402</u>	N07E90	1n	14943	21333	12	GB,10cm,Flux = 1370; II and IV(DCM,M,DKM); IIIG, V(DCM,M,DKM); A strong "radio" flare at all freq	
9	<u>1630-1703</u>	N08E84	1n	14943	21332	11	GB,10cm Flux = 1100; II (M,DKM); IV(DCM,M,DKM) IIIG V(M,DKM); Great radio bursts at mm and cm wave- lengths.	
16	{ <u>2123-----</u> <u>2230-2443</u> }	N07W20	2n	14943	22333	13	GB,10cm,Flux=1480; II(M, DKM); IV(DCM,M); Great ra- dio bursts at CM,DCM and M wavelengths.	
19	0955-1205	N08W57	3b	14943	33232	13	10cm Flux = 825; II(M),IV (M,IIIG(M); A great "radio" flare at MM and CM wavelengths.	
20	<u>0251-0742</u>	N09W59	2n	14943	22232	11	10cm Flux = 350; II(M); IV (DCM,M); IIIG(M)	
24	(0552)				00133	7	II(M); IV(DCM,M); IIIG,V (DCM,M,DKM); No flare reported.	
		(Region 14943 is on invisible hemisphere. One day beyond west limb)						
Oct 3	<u>2356-2406</u>	N13W31	sf	14963	00030	3	IV(M)	
4	<u>(2325)</u>				00031	4	IIIG,V(M); No flare re- ported. Culgoora radio heliograph places source at SE limb (1.4 R \odot , P.A. 130°).	
		(Perhaps active region 14979 on invisible hemisphere, beyond E limb)						
6	<u>0425-0500</u>	N31W59	1n	14967	21233	11	II and IV(DCM,M); IIIG,V (DCM,M,DKM)	
12	<u>0150-0215</u>	N06W02	1b	14979	21233	11	10cm Flux = 420; II(M,DKM) IV(M); IIIG,V(DCM,M,DKM). A great "radio" flare at all frequencies.	
31	<u>0411-0430</u>	N20E70	sn	15017	10112	5	II(M); IIIG(DCM,M)	

See notes to Table 1 on page 20.

COMPREHENSIVE FLARE INDEX FOR "MAJOR FLARES", 1975-1979 (continued)

DATE	TIME (UT) OF FLARE OR EVENT ††	POSITION	H α IMP.	McMATH PLAGE NUMBER	H α FLARE PROFILE abcde	COMP. FLARE INDEX	REMARKS †
1977 Nov 4	(2347)				00010	1	II(M); IIIb,U(M); No flare reported. Culgoora radio heliograph places source at E. limb (1.2 R \odot , P.A. 115°). There is some confusion as to whether this event occurs on Nov. 4 or Nov. 5.
	7 0531-0830	S23W45	1n	15016	01031	5	II(M,DKM); IV(DCM,M); UNCL (DCM)
	20 (0259)				00010	1	II(M); No flare reported.
	22 0945-1108	N24W40	2b	15031	22332	12	GB, 10cm Flux = 1400; IV, (DCM,M); IIIg(M); A strong "radio" flare.
	27 (0616)				00010	1	II(M); No flare reported.
Dec 6	1651-1657	S20W11	sn	15049	00133	7	IV(DCM,M,DKM), But very short duration; IIIg, V(M,DKM)
	6 1935-1945	S18W18	sb	15049	10214	8	10cm Flux = 116; II(M,DKM) IIIg,V,U(DCM,M,DKM)
	8 0151-0256	S26E41	1n	15056	11010	3	II(M)
	10 0301-0402	S27E16	1b	15056	21232	10	10cm Flux = 132; II(M), IV (DCM,M); CONT(DKM).
	10 0613-0618	N16E90	sn	15067	00010	1	II(M); IIIg,V(M,DKM)
	17 0127-0132	N18E10	sb	15067	00010	1	II(DKM), but unconfirmed.
	17 0330-0410	S33W90	sn	15056	00010	1	II(DKM), unconfirmed; IIIb U(M).
	22 (2354)				00010	1	II(DKM) Unconfirmed. No flare or radio bursts reported.
	24 (1307)*				1-112	≥ 5	II(M); IIIg,V(DCM,M,DKM). No flare patrol 1240-1310
	24 (2303)				00010	1	II(DKM); IN(M). No flare reported.
	26 0150-0157	S26W57	sf	15074	20112	6	II(M)
	26 0345-0417	S29W60	sf	15074	00012	3	II(DKM), Unconfirmed.
	26 1115-1223	S26W68	sn	15074	10010	2	II(M); IIIg(M)
	1159-1225	N24E56	sf	15079			
	1208-1228	S17E90	sn	15081			
	1045-1126	S25W79	1n	15074			
	1055-1110	S27W13	sf	15077	11231	8	II and IV(M); IN(DCM,M)
	27 (0354)				10231	7	10cm Flux = 480.
	28				00010	1	II(DKM); Unconfirmed. IIIg,N in prog. No flare reported.
	28 0752-0800	S18E64	sf	15081	00020	2	II(DKM); I & CONT(DCM,M)
	30 0406-0432	S16E38	1n	15081	21211	7	10cm Flux = 300; II(M); IIIg,U(DCM).
	31 0330-0340	S16E49	sf	15083	00010	1	II(DKM), Unconfirmed.
1978 Jan 1	2145-2216	S21E06	2n	15081	12230	8	GB, 10 CM, Flux = 650; IV(DCM,M), II(M,DKM); Simultaneous flares in adjacent regions.
	2147-2216	S19E28	sn	15083	10230	6	
	3 1015-1059	S15E06	1b	15083	11232	9	II and IV (M)
	7 1113-1323	S19W71	sn	15081	20233	10	IV(DCM,M); Strong radio bursts at all wavelengths
	8 0205-0321	S20W79	2n	15081	32232	12	IV(DCM,M); II(M); IIIg,V (M,DKM)
	8 0710-0749	S12W85	2b	15081	22132	10	IV(DCM,M); II(M); IIIg(M)
	9 1218-1311	S19W90	sf	15081	20111	5	II(M); IIIg,V(M)
	10 (2324)				00012	3	II(M,DKM); IIIg,V(DCM,M,DKM); No known reliable flare.
		Culgoora radioheliograph places moving source of Type IV at 0.8 to 3.0 R \odot , P.A. 270° (probably active region 15081, at and beyond west limb).					
	11 0256-0359	N15W31	sf	15092	00010	1	II(M)
	30 (0325)				00010	1	II(M); No flare reported.
	31 (0343)				00030	3	IV(DKM); III(DKM); No flare reported.
Feb 3	1250-1304	S26W22	sf	15124	00030	3	IV(M), Also continuum emission all day.
	7 0822-0900	N17E08	sn	15135	00010	1	II(M); Flare association doubtful.

See notes to Table 1 on page 20.

COMPREHENSIVE FLARE INDEX FOR "MAJOR FLARES", 1975-1979 (continued)

DATE 1978	TIME (UT) OF FLARE OR EVENT	POSITION	H α IMP.	McMATH PLAGE NUMBER	H α FLARE PROFILE abcde	COMP. FLARE INDEX	REMARKS ^F
Feb 7	<u>1842-1937</u>	N14E54	sb	15139	00222	6	GB, 10 CM Flux = 620; CONT (M); IV Pulsations (DCM)
8	<u>1906-1910</u>	N15E38	sb	15139	10130	5	IV (DCM); IIIG (M, DKM)
9	<u>1151-1206</u>	N13E33	2b	15139	12213	9	II (M); IIIG (DCM, M)
9	<u>1613-1620</u>	N18W11	sf	15135	20114	8	II (DCM, M); Flare association doubtful.
10	(2113) Culgoora radioheliograph places source (at 2300 UT) at 1.4 R θ , P.A. 320° (Possibly active region 15135 on disk, or region 15126 just beyond west limb).				1-132	≥ 7	IV (DCM, M); II (M, DKM) IIIG, V (DCM, M, DKM); No flare patrol, 2018-2250 UT.
13	<u>0115-0400</u>	N15W20	2n	15139	32232	12	IV (M); II (M, DKM); GB, 10 CM Flux = 737.
15	<u>2159-2259</u>	N15W52	sb	15139	10130	5	II and IV (M, DKM); IIIG (DCM, M, DKM).
16	{ <u>2225-2238</u> <u>2229-2304</u>	{N15W61 N27W33}	{sf sn}	{15139 15155}	00131	5	II and IV in Prog at 2259 UT (Clg. Rad.); IIIG (DCM, M, DKM).
	Culgoora radio heliograph places source of IV (at 2259 UT) at 0.8 R θ , P.A. 290° (probably region 15139).						
17	<u>0244-0325</u>	N16W05	2b	15139	12012	6	II (M); IIIG (DCM, M, DKM)
18	(1645)				00010	1	II (M, DKM); No flare reported
24	<u>0101-0105</u>	N20E03	sn	15161	00010	1	II (M); IIIG (DCM, M)
25	<u>0302-0331</u>	N19W11	1n	15161	11113	7	II (M); IIIG, U (DCM, M)
25	<u>0811-0827</u>	N21W16	1n	15161	11113	7	II (DCM, M); IIIG (DCM, M)
25	<u>1449-1512</u>	N19W21	1b	15161	21233	11	II & IV (DCM, M); IIIG, U, DC (DCM, M); 10 CM Flux = 144.
26	<u>0649-0706</u>	N21W32	sf	15161	10010	2	II (M)
27	(0804)				00010	1	II (M); No flare reported.
Mar 6	<u>1125-1418</u>	N26E20	2b	15172	22121	8	II & CONT (M); IIIG (M).
14	<u>0339-0357</u>	S27E29	sb	15178	10112	5	II (M); IIIG, V, U (DCM, M, DKM)
28	<u>0030-0052</u>	N15W15	sb	15198	00010	1	IIIG and II (M).
28	(1616)				00010	1	II (M) and II (M, DKM); IIIG (M); No flare reported.
Apr 2	(1108)				00010	1	II (M); No flare or SID or radio bursts reported.
3	(0542)				00011	2	II (M); No flare reported.
6	(1904)				10113	6	II (M); IIIG (DCM, M); No flare reported.
7	(2023)				1-225	≥ 10	II (M); IIIG, V (DCM, M, DKM); No flare patrol 2005-2130 UT.
8	<u>0109-0445</u>	N19W11	2b	15221	32232	12	GB, 10 CM Flux = 750; II (M); IV (DCM, M); A great "radio flare" at DCM and M wavelengths.
8	<u>0422-0452</u>	N16W08	sn	15221	10130	5	II and IV (M); IIIG (DCM, M, DKM); May be a continuation of previous major event.
8	<u>1050-1058</u>	N23W14	sf	15221	10133	8	IV (M, DKM); IIIG, V (DCM, M); Strong radio bursts at DCM and M wavelengths.
9	(2054)				00013	4	II (M); But questionable; IIIG (DCM, M, DKM); No flare reported.
10	(0222) Culgoora radioheliograph places source at 1.2 R θ , P.A. 30° (Probably active region 15235 at NE limb.)				10012	4	II (DCM, M); IIIG, U (DCM, M, DKM); No flare reported.
10	<u>0244-0352</u>	N16E18	sf	15231	10011	3	II (M); IIIG, V (DCM, M, DKM)
10	<u>1105-1110</u>	N20E75	1b	15235	31223	11	II (DCM, M); CONT (M); IIIG (DCM, M); 10 CM Flux = 199.
11	<u>1334-1731</u>	N22W56	2b	15221	32332	13	GB, 10 CM FLUX = 2878; II and IV (DCM, M); IIIG (M); A great "radio flare", especially at CM and DCM wavelengths.
11	{ <u>2120-2132</u> <u>2120-2133</u>	{N18E57 S28W38}	{sb sf}	{15235 15227}	10112	5	II (M); IIIG (DCM, M); Simultaneous flares.
14	<u>0020-0110</u>	N18E28	1n	15235	01131	6	II and IV (DCM, M); IIIG (M).
15	<u>0630-0703</u>	N14W08	sn	15235	20133	9	IV (M); IIIG, V (DCM, M).
16	<u>0919-0931</u>	N14W22	sb	15235	20112	6	II (DCM, M); IIIG, V, DC (DCM, M, DKM).
16	<u>2317-2326</u>	S19W29	sf	15240	00010	1	II (M).

See notes to Table 1 on page 20.

COMPREHENSIVE FLARE INDEX FOR "MAJOR FLARES", 1975-1979 (continued)

DATE 1978	TIME (UT) OF FLARE OR EVENT ††	POSITION	H α IMP.	McMATH PLAGE NUMBER	H α FLARE PROFILE abcde	COMP. FLARE INDEX	REMARKS [‡]
Apr 18	<u>0104-0148</u>	N14W45	1b	15235	21232	10	II(M); IV(DCM, M); IIIG(DCM, M, DKM); 10 CM Flux = 103.
19	(0542)				00010	1	II(M); IIIG(M, DKM); No flare reported.
20	<u>2229-2239</u>	N20W60	sf	15235	00010	1	II(M); No radio bursts reported.
21	<u>0805-0825</u>	N24W55	sn	15254	20112	6	II(M); IIIG(DCM, M); Flare data are incomplete.
23	(0422)				22311	9	GB, 10 CM Flux = 4500; II(M); IIIG, V(DCM, M, DKM) No flare reported.
	Culgoora radioheliograph places source at 1.1 R \odot , P.A. 0° to 55° (Probably active region 15266 on invisible hemisphere, just beyond East limb.)						
23	(2018)				20122	7	II(M, DKM); CONT(DCM, M) IIIG, V(M, DKM); No flare reported.
25	<u>1535-1655</u>	N18E72	1b	15266	21300	6	GB, 10 CM Flux = 3800; IIIG(DCM)
28	<u>1304-2232</u>	N22E38	3b	15266	33435	18	GB, 10 CM Flux = 24,000; II and IV(DCM, M); IIIG(M); A very great "radio flare" at all wavelengths.
29	<u>2010-2211</u>	N20E14	2b	15266	32334	15	GB, 10 CM Flux = 3585; II(M); IV(DCM, M, DKM) IIIS(M, DKM); A great "radio flare" at all wavelengths
30	<u>1420-1859</u>	N28E14	3b	15266	33333	15	GB, 10 CM Flux = 1900; II(M, DKM); IV(DCM, M); IIIG(M) A great "radio flare" at all wavelengths.
May 1	<u>0538-0620</u>	N29E01	sn	15266	00010	1	II(M); IIIG(M, DKM)
1	<u>1910-2230</u>	N21W12	2b	15266	22333	13	GB, 10 CM Flux = 1665; II(M); IV(DCM, M); IIIG(DCM, M, DKM); IC(M, DKM); A strong "radio flare".
2	<u>0048-0209</u>	N26E03	sn	15266	20133	9	II(M); IV(DCM, M); IIIG, V(DCM, M, DKM); Strong radio bursts at M wavelengths.
2	<u>0345-0413</u>	N30W05	1n	15266	11110	4	II(M), But questionable; IIIG(M).
2	<u>0514-0530</u>	N25E01	sf	15266	00011	2	II(DCM)?; IIIG and IIIN(M)
2	<u>0614-0625</u>	S26E78	sn	15280	10113	6	II(M); IIIG, V(DCM, M); Strong radio bursts at M wavelengths.
	(Preceded by sf flare at N35E19 in region 15266)						
2	<u>0635-0710</u>	N29W12	1b	15266	11232	9	10 CM Flux = 192; IV(DCM) IIIG, V(DCM, M, DKM).
2	<u>1610-1615</u>	S27E72	sb	15280	00113	5	II(M); IIIG, V(DCM, M, DKM) Strong radio bursts at DCM and M wavelengths.
3	<u>1211-1242</u>	N22W27	sf	15266	10030	4	IV(M); IIIG, V(M)
4	(0457)				00011	2	II(DCM, M); IIIG(DCM); IS, DC(M); No flare or radio bursts reported.
4	<u>1206-1240</u>	N22W48	sf	15266	00010	1	II(M); IN(M)
6	(2019)				2-233	≥ 10	10 CM Flux = 150; II(DCM, M, DKM); IV(DCM) IIIG(M, DKM) No flare patrol 1833-2230 UT.
7	<u>0327-0353</u>	N23W72	1n	15266	31234	13	GB, 10 CM Flux = 770; II(DCM, M); IV(DCM, M, DKM) A great "radio flare" at all wavelengths.
7	<u>1544-1626</u>	N20W68	1n	15266	21232	10	10 CM Flux = 110; II(M, DKM); IV(DCM, M); IIIG, V(DCM, M, DKM).
8	(0155)				10132	7	II and IV(DCM, M); IIIG(M, DKM); No flare reported
	Culgoora radioheliograph places source at 1.0 R \odot , P.A. 290° (Active region 15266 going over west limb)						
8	<u>1212-1312</u>	N22W76	1b	15266	21234	12	10 CM Flux = 114; II and IV(DCM, M); IIIG(M); A strong "radio flare", especially at DCM and M wavelengths.
9	(0625)				00010	1	II(M); Also IV(M), 4 min duration. No flare reported.

See notes to Table 1 on page 20.

COMPREHENSIVE FLARE INDEX FOR "MAJOR FLARES", 1975-1979 (continued)

DATE 1978	TIME (UT) OF FLARE OR EVENT ††	POSITION	H α IMP.	McMATH PLAGE NUMBER	H α FLARE PROFILE abcde	COMP. FLARE INDEX	REMARKS †			
May 9	<u>1442-1509</u>	N21W90	1n	15266	31132	10	II and IV (DCM,M); UNCL (DCM).			
10	<u>2157-2240</u>	N19E40	1b	15294	11030	5	II and IV(M,DKM);IIIG, V(M,DKM).			
11	<u>0249-0328</u>	N20E38	2b	15294	12030	6	II(M,DKM);IV(M);IIIG (DCM,M);No radio bursts reported.			
11	(0735)				00032	5	II and IV(DCM,M);IIIG (DCM,M).			
13	<u>0742-0843</u>	S28W70	1b	15280	11231	8	10 CM Flux = 100;II(M); IV(M,DKM).			
14	<u>1354-1402</u>	S28W82	sb	15280	10131	6	II(M);IV(DCM),7 min. duration;IIIG(M).			
14	(1449)				00010	1	II(M,DKM);No flare re- ported.			
16	<u>1607-1704</u>	N16W56	1b	15291	11110	4	II(M,DKM);IIIG(M,DKM).			
17	(0425)				10010	2	II(M);IIIN and IS,DC (M);No flare reported.			
18		Culgoora radioheliograph places source at 1.2 R θ , P.A. 220° (Perhaps from region 15296 in SW quadrant, or active region 15280 on invisible hemisphere, about 2 days beyond W limb). (0516)				00031	4	II and IV(M);IIIG(M); No flare reported.		
22	<u>1433-1443</u>	S26W44	sb	15301	00012	3	II(M);IIIG,V(M).			
23	<u>0015-0107</u>	N18E69	sn	15314	20110	4	II(M);IIIB(DCM).			
24	<u>1800-1805</u>	S28W83	1n	15301	11111	5	II(M,DKM);IIIG(M,DKM).			
28	<u>1451-1639</u>	N18W07	1b	15314	31100	5	IIIG(M,DKM).			
31	<u>1006-1353</u>	N20W43	3b	15314	23232	12	10 CM Flux = 143;II(M); IV(DCM,M);IIIG(M);Strong radio bursts at all wave- lengths.			
June 1	2113-2115	N23W45	1b	15314	11133	9	II(M,DKM);IV(M);IIIG,V, U(DCM,M,DKM);Flare data incomplete.			
2	<u>0258-0319</u>	N25W46	sb	15314	10010	2	II(M);IIIG(DCM,M).			
5	(2303)				00010	1	II(DCM,M);No flare, SID or radio bursts reported.			
8	(0415)				00010	1	II(M);IIIG,U(M);No flare SID, or Radio bursts re- ported.			
11	(0214)				00010	1	II(M);No flare, SID, or radio bursts reported.			
18	(0415)				00010	1	II(M);IIIG,U(M);No flare, SID, or radio bursts re- ported.			
21	<u>0109-0123</u>	N14W90	sn	15354	00010	1	II(M);IIIG(DCM,M);IN(M); No SID or radio bursts reported.			
22	<u>1643-2240</u>	N18E16	2b	15368	22232	11	10 CM Flux = 113;II(M, DKM);IV(DCM,M)IIIG,V,U (DCM,M,DKM).			
26	{ <u>1207-1237</u> <u>1220-1240</u> <u>1227-1250</u>	{ S16W02 N13W90 N20W12	{ sn sf sf	{ 15375 15370 15368	10010	2	II(M),1217-1230 UT;IIIG (M);Three possible sub- flares in progress.			
26	{ <u>1436-1456</u> <u>1440-1454</u>	{ S16W04 N15E78	{ sn sf	{ 15375 15381				10132	7	II(M,DKM);IV(M);IIIG,V (DCM,M,DKM);IC,IIIN(M, DKM);Simultaneous flares.
26	(1528)									
26	(2209)				10112	5	II(DCM,M);IIIG,V(DCM,M, DKM);No flare reported.			
27	<u>0102-0123</u>	S17W08	1b	15375	11112	6	II(M);IIIG,V(DCM,M,DKM).			
28	<u>0244-0307</u>	S20W16	2b	15375	22214	11	10 CM Flux = 330;II(DCM, M,DKM);IIIG,V(DCM,M,DKM); Strong radio bursts at all wavelengths (especially at metric).			
28	<u>2108-2125</u>	N15E48	sb	15381	00010	1	II(M,DKM);IIIN(M).			

See notes to Table 1 on page 20.

COMPREHENSIVE FLARE INDEX FOR "MAJOR FLARES", 1975-1979 (continued)

DATE	TIME (UT) OF FLARE OR EVENT ††	POSITION	H α IMP.	McMATH PLAGE NUMBER	H α FLARE PROFILE abcde	COMP. FLARE INDEX	REMARKS †
1978 Jun 28	(2352)				00010	1	II(M); IIIG(DCM, M, DKM); No flare, SID, or radio bursts reported.
	Culgoora radioheliograph places source at 0.5 R \odot , P.A. 40° (on disk, NE quadrant, region ambiguous)						
July 2	(1404)				20131	7	IV and CONT(M); IIIG, V (M, DKM); No flare reported
3	(0614)				10031	5	II and IV(M); IIIG, V(M); No flare reported.
4	(2346)				00010	1	II(M, DKM); IIIG, U(M); No flare, SID, or radio bursts reported.
	Culgoora radioheliograph places source at 1.2 R \odot , P.A. 280° (Perhaps region 15376 at W limb?)						
5	<u>1139-1308</u>	S27W29	sb	15389	20112	6	II(DCM, M); V(M)
5	<u>1748-2028</u>	S27W33	sb	15389	10121	5	II and CONT(M)
6	<u>1510-1612</u>	S27W43	sn	15389	20133	9	II(DCM, M); IV and CONT(M) IIIG, V(DCM, M, DKM).
7	<u>0530-0540</u>	N15E90	2n	15403	22132	10	II(DCM, M); IV(M); IIIG (M, DKM).
7	{ <u>0946-1010</u> and <u>1056-1127</u>	N15E90	sn	15403	31132	10	IV(M); IIIG, V(DCM, M); Strong SID.
8	<u>1946-2021</u>	N18E90	1n				
8	<u>1946-2021</u>	N16E82	1n	15403	21232	10	10 CM Flux = 420; IV(DCM, M); UNCL V(M).
9	{ <u>0703-0734</u> and <u>0705-0721</u>	N13E75	sn	15403	10212	6	II(M); IIIG, V(DCM, M, DKM) 10 CM Flux = 117. Simul- taneous flares in widely separated regions.
9	<u>0705-0721</u>	S24W87	sn				
9	<u>1007-1116</u>	N18E69	1b	15403	11112	6	II(M); IIIG(DCM, M).
9	<u>1212-1633</u>	N19E70	1b	15403	21132	9	II and IV(M); IIIG(DCM, M).
9	<u>1811-2127</u>	N19E68	2b	15403	22232	11	10 CM Flux = 450; IV(DCM, M, DKM); IIIG, V(M, DKM); Strong radio bursts at all frequencies, espec- ially at MM wavelengths.
10	<u>0137-0258</u>	N16E64	1b	15403	31000	4	No DYN. SP. event.
10	<u>0502-0543</u>	N18E64	1n	15403	11112	6	II(M); IIIG, V(DCM, M).
10	{ <u>0603-0734</u> and <u>0613-0635</u>	N18E61	3b	15403	33333	15	-GB, 10 CM Flux = 1275
	<u>0613-0635</u>	N22W37	sf				
10	<u>1655-1806</u>	N17E54	2b	15403	22114	10	-10 CM Flux = 560; II(M, DKM); IV(DCM, M); IIIG, V(M); A great "radio flare".
11	<u>0122-0134</u>	N15E47	sn	15403	20113	7	II(M); IIIG, V(DCM, M, DKM); Strong radio bursts at DCM and M wavelengths.
11	{ <u>0304-0345</u> and <u>0353-0415</u>	N15E49	1n	15403	12013	7	II(M); IIIG, V(DCM, M, DKM); Strong radio bursts at DCM and M wavelengths.
11	<u>0426-0447</u>	N17E51	2b				
11	<u>0426-0447</u>	N12E81	1n	15410	21333	12	GB, 10 CM Flux = 1338; II(DCM, M, DKM); IV(DCM, M) IIIG(M, DKM).
11	<u>1031-1301</u>	N18E45	2b	15403	32334	15	GB, 10 CM Flux = 2800; II(M), IV(DCM, M); IIIG(M); A great "radio flare" with great bursts at all frequencies.
11	<u>1613-1644</u>	N16E39	sn	15403	10233	9	10 CM Flux = 110; IV(M); IIIG, V(DCM, M, DKM).
14	<u>1733-1737</u>	N17W01	sn	15403	00113	5	II(M, DKM); IIIG, V(DCM, M, DKM).
15	{ <u>0404-0423</u> and <u>0407-0418</u>	N18W05	sn	15403	10110	3	II(M), 0350-0435 UT; IIIG (DCM, M, DKM); Flare asso- ciation doubtful.
?	<u>0407-0418</u>	S23E44	sn				
	But Culgoora radioheliograph places source of Type II burst at East Limb (1.0 R \odot , P.A. 90°).						
16	(0315)				00010	1	II(M); IIIN(M); No flare or SID or radio bursts reported.
	Culgoora radioheliograph places source of II at 1.3 R \odot , P.A. 300° (Perhaps active region 15409 on invisible hem- isphere, about 2 days beyond W limb).						
17	<u>0022-0035</u>	S25E20	sn	15413	00030	3	II & IV(M); IIIG(M).
17	<u>0901-0958</u>	S19W65	1n	15397	11010	3	II(M).
18	<u>0018-0100</u>	N21W42	1n	15403	11300	5	GB, 10 CM Flux = 1000; IIIN(M).

See notes to Table 1 on page 20.

COMPREHENSIVE FLARE INDEX FOR "MAJOR FLARES", 1975-1979 (continued)

DATE 1978	TIME (UT) OF FLARE OR EVENT ^{††}	POSITION	H α IMP.	McMATH PLAGE NUMBER	H α FLARE PROFILE abcde	COMP. FLARE INDEX	REMARKS [‡]	
Jul 18	1927-2010	N17W52	2b	15403	32132	11	IV(DCM,M); 9 minutes duration; IIIN(DCM).	
Aug 7	1736-1758	S26E40	sf	15454	10113	6	II(M,DKM); IIIG(DCM,M).	
17	(0016)				00010	1	II(M); IIIG,U(DCM,M);	
	Culgoora radioheliograph places source at 1.1 R \odot , P.A. 65° (NE limb)							IIIG,V(DCM,M); No flare reported.
29	(0608)				10010	2	II(M); No flare or radio bursts reported.	
30	(0312)				00010	1	II(M); No flare or radio bursts reported.	
	Culgoora radioheliograph places source at 1.3 R \odot , P.A. 290° (West Limb)							
31	1306-1343	N09W32	sn	15494	00010	1	II(M); IIIG,V(M).	
Sept 1	0945-1027	S35E55	ln	15509	11010	3	II(M); IIIG(DCM).	
2	2347-2447	S30E29	sb	15509	00030	3	IV(M); IS,C and IIIN(M); No SID and No radio bursts reported.	
	Culgoora radioheliograph locates moving Type IV at 1.2 R \odot , P.A. 220°, beyond SW limb.							
4	{ 0800-0819 and 0812-0927	S32E14	lf	15509	01232	8	II and IV(M); IIIG(DCM,M) 10 CM Flux = 140; II and IV common to both flares.	
4	1436-1507	S15E52	2n	15521	22233	12	IV(M); IIIN(M,DKM).	
7	2330-2439	N15W10	sn	15508	00032	5	IV(M); IIIN(M,DKM).	
8	(0451)	S28W17	ln	15518	11132	8	II(M); IV(DCM,M,DKM).	
					00011	2	II(M); IIIB(M); No flare or SID reported.	
17	0826-0917	N35E27	ln	15543	31100	5	No DYN. SP. events reported.	
17	1459-1615	N36E23	2n	15543	32100	6	No DYN. SP. events reported.	
18	0927-0932	S28E19	sb	15541	10133	8	II(M); IV(DCM), 8 minutes duration; IIIG(DCM,M).	
21	0416-0508	N23E40	lb	15546	11231	8	10 CM Flux = 450; II(M); IV(DCM,M,DKM); IIIB,V(M,DKM).	
22	{ 1345-1500 and 1430-1535	N28E48	sn	15551	00032	5	II(M); IV(DCM); IIIG(M,DKM) II and IV common to both flares.	
23	0944-1215	S24W11	sf	15542	00030	3	10 CM Flux = 375; IIIG(DCM); II(M); IV(DCM,M).	
24	1720-1837	N35W50	3b	15543	23233	13	10 CM Flux = 163; II(M,DKM); IV(M), 4 minutes duration.	
24	2112-2251	N25W07	lb	15546	11212	7	II(M); IV(DCM,M).	
27	0725-0836	S20W43	sb	15542	10131	6	II(M); IV(DCM).	
27	0818-0912	S18W80	lf	15542	11132	8	II(M); IV(DCM).	
27	1428-1546	N10W16	ln	15551	11131	7	IV(DCM); IIIG(DCM,M).	
27		N27W19	2b	15551	22233	12	10 CM Flux = 406; IV(DCM,M); IIIG,V(M); Strong radio bursts at all wavelengths.	
29	1046-1244	S31E55	ln	15564	11012	5	II(M); IIIB(M).	
Oct 1	0653-0851	S13E57	2n	15570	32233	13	10 CM Flux = 264; II(M); IV(DCM,M); IN(DCM); A great "radio flare" at DCM and M wavelengths.	
3	0755-0835	S17W58	ln	15556	11011	4	II(M).	
4	1609-1611	S09E07	sf	15570	00011	2	II(M); IIIG,V(DCM,M,DKM); Flare association questionable.	
5	(0144)				00031	4	IV(M); IIIG(M,DKM); No Flare or SID reported.	
	Culgoora radioheliograph places source of moving Type IV at 1.0 to 1.5 R \odot , P.A. 110° (Possibly region 15587 on invisible hemisphere, beyond SE limb?)							
5	(0633)				00113	5	II(M); IIIG,V(DCM,M,DKM); No suitable prior flare.	
5	1335-1458	S16E04	sf	15570	10233	9	10 CM Flux = 105; IV(DCM,M); IN(M).	
6	1646-1724	S15E77	sb	15587	10111	4	II(M); IIIG,V(DCM,M,DKM).	
7	(0105)				00010	1	II(M); Fast drift (DCM); No flare, SID or radio bursts reported.	
8	0835-0854	S16E63	sn	15587	10113	6	II(M); IIIG,V(M,DKM).	
9	(0025)				10133	8	II and IV(DCM,M); IIIG,V(DCM,M,DKM); No suitable prior flare.	
	Culgoora radioheliograph places source at 1.0 R \odot , P.A. 125° (Possibly from active region 15587?)							

See notes to Table 1 on page 20.

COMPREHENSIVE FLARE INDEX FOR "MAJOR FLARES", 1975-1979 (continued)

DATE	TIME (UT) OF FLARE OR EVENT ††	POSITION	H α IMP.	McMATH PLAGE NUMBER	H α FLARE PROFILE abcde	COMP. FLARE INDEX	REMARKS †
1978 Oct 9	<u>1951-2137</u>	S14W61	1b	15570	11223	9	10 CM Flux = 140; II(M, DKM); IS & CONT(M); IIIG, V(DCM,M).
10	{ <u>0033-0040</u> and <u>0035-0100</u>	S17E74 S24W23	sf sf	{ 15591 15582 }	10010	2	II(M); Fast drift (DCM); Simultaneous flares in widely separated regions, but Culgoora rad. places source at SE limb (15591)
11	<u>0835-0947</u>	S19E32	2n	15587	02110	4	II(M).
12	<u>0121-0232</u>	N11W90	1n	15569	21031	7	IVM(M); IIIG(M); IIIS and IS,C,DC(M).
	Culgoora radioheliograph indicates Type IV, NW limb, moving from 1.2 to 2.0 R \odot .						
13	<u>1233-1350</u>	S18W01	2b	15587	12234	12	10 CM Flux = 220; II and IV(DCM,M); IIIG(DCM,M); Strong radio bursts at all frequencies, es- pecially at M wavelengths
15	(0007) Culgoora radioheliograph places source at 1.2 R \odot , P.A. 90° (East limb)				00010	1	II(M); IS,DC(M); No flare or radio bursts reported.
16	{ <u>1314-1429</u> and <u>1338-1421</u>	S15W56 S07W62	sn sf	{ 15587 15587 }	00010	1	II(M); No SID or radio bursts reported.
16	<u>2142-2159</u>	N32E47	1b	15598	11200	4	GB, 10 CM Flux = 586; Fast drift (DCM).
18	<u>0000-0048</u>	S19W55	sb	15587	00010	1	II(DCM,M); IIIG(DCM,M); IS,DC(M).
18	{ <u>2141-2235</u> and <u>2141-2349</u>	S29E30 N32E22	sb sn	{ 15604 15598 }	10010	2	II(M); Also possible IV(M) 4 min. duration; Simul- taneous flares.
19	<u>0104-0130</u>	S21W32	sn	15591	00010	1	II(M); IIIG(DCM,M,DKM).
21	<u>1557-1712</u>	N30W12	1n	15598	11122	7	II(M); IIIG,V(DCM,M,DKM) IC(M).
25	(0442) Culgoora radioheliograph places source at 1.1 R \odot , P.A. 120° (Possibly region 15620, or 15628, at SE limb)				00010	1	II(DCM,M); No suitable prior flare.
Nov 8	<u>1751-1807</u>	N18E12	1b	15643	11111	5	II(M); IIIG,V(DCM,M,DKM).
10	<u>0048-0232</u>	N17E01	2n	15643	22130	8	II(M); IV(M,DKM); IS(DCM).
28	<u>0511-0646</u>	N14E47	2n	15682	12132	9	II(M); IV(DCM,M); IS(DCM); IIIS(M).
29	<u>0505-0613</u>	N15E38	2n	15682	12130	7	II and IV(M); IIIS & IS(M)
29	<u>1524-1540</u>	S20E76	sn	15687	00010	1	II(M); IIIG,V(M).
29	<u>1947-2003</u>	S18E58	sb	15687	00012	3	II(M); IIIG,V(DCM,M,DKM).
30	<u>0145-0254</u>	N14E26	1n	15682	11131	7	II(M); IV(DCM,M); IIIB(M).
Dec 3	<u>2032-2044</u>	S23E65	sb	15694	10113	6	II(M); IIIG,V(DCM,M,DKM).
4	<u>0545-0600</u>	S23E62	1n	15694	11010	3	II(M); IV(DCM), 6 minutes duration; IIIG(DCM,M).
4	(1144)				00030	3	IV(DCM,M); IIIG(M); No flare or SID reported.
4	<u>1844-1857</u>	S24E51	sb	15694	10112	5	II(DCM,M); IIIG,V(DCM,M, DKM).
7	<u>0956-1023</u>	S16W47	1b	15687	21113	8	II(M); IIIG(M).
7	<u>1950-2055</u>	S14E74	1n	15697	11222	8	10 CM Flux = 104; II(M,DKM); IS,C(M).
7	<u>2341-2435</u>	S15W57	2b	15687	12010	4	II(DCM,M); IIIG,U(DCM,M).
10	<u>2332-0119</u>	S13E29	2n	15697	22130	8	II(M,DKM); IV(DCM,M); Fast drift (DCM).
11	{ <u>1911-2157</u> and <u>1923-2014</u>	S16W50 S15E14	2b 1b	{ 15694 15697 }	{ 12433 11232 }	{ 13 9 }	GB, 10 CM Flux = 8320 (333 with second flare); IV(DCM M,DKM); IIIS(M,DKM); Simul- taneous flares; A great "radio event" with great bursts at all wavelengths
13	<u>0105-0132</u>	S22W21	1n	15696	21110	5	II(M); IIIG(M,DKM).
13	{ <u>0340-0622</u> and <u>0349-0453</u>	S15E01 S17W69	2b 1b	{ 15697* 15694 }	{ 22130 21130 }	{ 8 7 }	II(M); IV(DCM,M); IIIB(M, DKM); *Simultaneous flares but Culgoora ra- dioheliograph places source of II and IV at 0.3 R \odot , P.A. 155° (SE disk, region 15697).

See notes to Table 1 on page 20.

COMPREHENSIVE FLARE INDEX FOR "MAJOR FLARES", 1975-1979 (continued)

DATE 1978	TIME (UT) OF FLARE OR EVENT ††	POSITION	H α IMP.	McMATH PLAGE NUMBER	H α FLARE PROFILE abcde	COMP. FLARE INDEX	REMARKS †
Dec 13	2319-2425	S15W80	1n	15694	31100	5	No DYN. SP. event reported; Several "simultaneous flares" (widely separated on disk) with onset of major SWF. II(M). 10 CM Flux = 243; No DYN. SP. event reported. II(DCM,M,DKM); IIIIG,V,U (DCM,M,DKM). II(DCM,M); IIIIG(DCM,M); No flare or radio bursts reported. II(DCM); No flare, SID or radio bursts reported. 10 cm Flux = 380; II and IV(M); IIIIG(DCM). IIN and IIS(M); No SID or radio bursts reported. II(M,DKM); IV(DCM), 4 min duration; IIIb(DCM). II(M); IIIg(M). II(M); IIIg(M); No flare or radio bursts reported.
	and 2323-2414	S14W10	sn	15697	30100	4	
	and 2327-2357	N20W17	sn	15700	30000	3	
	14 0428-0448	S14W18	1b	15697	11110	4	
	17 0729-0805	S15W51	2n	15697	32201	8	
	18 2346-2404	S12W90	1b	15697	11110	4	
	20 (0645)				10010	2	
	24 (2036)				00010	1	
	27 1626-1804	S13E43	2b	15733	22232	11	
	29 0612-0635	S35E44	sn	15739	00010	1	
	30 0541-0652	S20E66	2b	15746	12110	5	
	30 0735-0815	S29E07	sn	15734	10010	2	
	30 (1258)				10010	2	
1979							
Jan 1	0223-0330	S35E00	1f	15739	01030	4	II and IV (M,DKM); IIIIG (M,DKM). But note that Culgoora radioheliograph places source of Type IV (0251-0321 UT) at 1.5 R \odot , P.A. 315° - at NW limb. Culgoora radioheliograph places source at 1.5 R \odot , P.A. 75° - possibly region 15750 at NE limb. II(M); IIIIG,V(DCM,M,DKM); No flare reported. II(M); IIIIG,V(DCM,M,DKM). IVN(DCM); IIIIG,V(DCM,M,DKM). Type IV follows max. at 1605 UT common to both flares. II(DCM,M); IIIIG,V,U(DCM,M,DKM). II(M,DKM); Flare importance called 3 by one station, but sn by another. II(M); IV(DCM). GB, 10cm flux = 595; II (M,DKM); IV(DCM,M). II(M); IIIIG,V,U(M,DKM). 10cm flux = 120; IIIIG(DCM) II(M). 10cm flux = 325; II(M). II(M). IIIIG(M). 10cm flux = 140; II(M); IIIIG (DCM,M). IIIIG,V(DCM,M,DKM); IS,DC(M)
	2 (2253 UT)				00013	4	
	3 0601-0633	N20E70	1b	15750	01012	4	
	3 { 1535-1655 and 1600-1612	S14W47	sb	15733	10132	7	
		N27E64	sn	15750	10131	6	
	3 2143-2214	S12W02	sb	15741	10110	3	
	5 0010-0107	S19E54	?n	15748	0?010	1?	
	6 0005-0101	S22W53	sn	15742	00130	4	
	8 0223-0317	N17E52	1b	15754	21232	10	
	11 0057-0116	S24E60	1f	15762	01110	3	
	11 0739-0812	S19W25	1b	15748	31200	6	
	13 1144-1213	N18W05	1n	15754	11113	7	
	14 1148-1205	N17W19	sn	15754	10212	6	
	15 0358-0540	S21W75	1n	15748	01010	2	
	16 1036-1108	S20W15	1n	15762	31100	5	
	21 1312-1332	S22W85	sb	15762	20212	7	
	25 0317-0402	S14E20	sb	15785	30000	3	
	Feb 1	(0436)				00010	
1 0755-0905		S22E57	3n	15800	23102	8	
5 0634-0725		S21E49	1b	15808	21113	8	
5 2115-2149		S18E43	1b	15808	21113	8	
8 2220-2321		N13E04	sn	15807	00010	1	
12 0210-0245		S35E27	sn	15816	10111	4	
16 0144-0315		N16E59	3b	15830	13434	15	
17 1905-1940		N16E28	sn	15830	10120	4	
18 0637-0720		N18E16	1b	15830	21223	10	

See notes to Table 1 on page 20.

COMPREHENSIVE FLARE INDEX FOR "MAJOR FLARES", 1975-1979 (continued)

DATE 1979	TIME (UT) OF FLARE OR EVENT ††	POSITION	H α IMP.	McMATH PLAGE NUMBER	H α FLARE PROFILE abcde	COMP. FLARE INDEX	REMARKS [†]
Feb 18	{ 1615-1656 and 1635-1704	N15E19 N17W14	1b 1b	15830 15823	21333	12	GB,10cm flux = 1945;IV(M); IIIG,V(DCM,M,DKM);Simul- taneous great radio flares with common max. at 1642 UT.
20	(0934)				00010	1	II(M);IIIG(M); No flare reported.
20	1725-1845	N03W32	1b	15828	11120	5	II(M);I and CONT(M).
20	{ 1750-1932 and 1802-1810	N17W20 N17W42	1b sn	15830 15823	11222 10202	8 5	10 cm flux = 162; II(M); I and CONT(M).
20	2138-2311	N20W45	1n	15823	11220	6	10cm flux = 230;II(M),IS, DC,CONT(M).
22	0503-0537	N18W33	sb	15830	302_0	> 5	10cm flux = 243;No Dyn.Sp. data.
25	0638-0852	S20E60	1n	15849	11231	8	10cm flux = 110;II and IV (M);IIIG(DCM,M,DKM).
Mar 1	0955-1110	S23E58	3n	15856	33212	11	10cm flux = 350;II(M); IIIG(M).
9	{ 0935-1053 and 1019-1027	N17E80 N36W72	1n sf	15874 15860	21232 20232	10 9	10cm flux = 525;II(M);IV (DCM);All major bursts are common to either flare.
11	0650-0747	N20E71	1b	15877	11010	3	II(M);IIIG(M).
11	{ 1035-1115 1056-1108	S24W76 N19E57	1n 1n	15856 15874	11110 11010	4 3	II(M), 1054-1059 UT; IIIG(M).
20	2300-2405	S25W13	sf	15902	10110	3	II(M);IIIG(DCM,M).
21	(0248)				00213	6	10cm flux = 133;II(DCM,M); IIIG,U(DCM,M);No flare re- ported.
22	0324-0355	N07W19	1b	15887	31100	5	No Dyn.Sp. events reported with this major SID.
22	1811-1837	N06E66	sb	15904	10111	4	II(M);IIIG(DCM,M).
23	0640-0700	N08E62	1b	15904	21213	9	10cm flux = 276;II(DCM,M); IIIG(DCM,M).
26	1150-1247	N05W78	2b	15887	22202	8	GB,10cm flux = 519; No Dyn Sp. events reported.
27	0604-0610	N07W90	1n	15887	30201	6	10cm flux = 104;IN,DC(M); Major SID of long dur. (3 hours).
27	(0811)				00113	5	II(DCM,M);IIIG,U(M); No flare reported.
27	(1108)				00012	3	II(M); No flare reported.
27	1122-1156	S25E79	1n	15918	11120	5	II & CONT(M);IIIG(M).
30	0033-0042	N11W43	sb	15904	00010	1	II(M);IIIG(DCM,M).
Apr 3	0105-0230	S25W14	1b	15918	21232	10	10cm flux = 475;IV(DCM,M); IIIG(DCM,DKM).
8	1844-1854	N19E51	sb	15933	10010	2	II(M);IIIG(DCM).
9	1216-1316	N05E87	1b	15937	31000	4	No radio events reported with this major SID.
10	2040-2044	N15W75	sf	15939	00010	1	II(M).
12	(1330)				00010	1	II(M); No flare reported.
13	0703-0709	N21W07	sf	15933	00010	1	II(M).
14	1440-1453	N04E08	1b	15937	11233	10	10cm flux = 170; II(M); IV(M);IIIG,V(DCM,M,DKM); A strong "radio flare" at all wavelengths.
15	{ 2004-2035 2007-2025	N23W41 N04W06	sf 1b	15933 15937	10214 11214	8 9	II(M);IIIG,V,U(DCM,M,DKM); 10cm flux = 116
22	(2311)				00110	2	II(M);IIIS(M);No flare re- ported.
23	(0148)				00031	4	II & IV(M);IN(M);No suit- able prior flare reported.
26	2001-2048	N12E31	1b	15967	11120	5	II(M);CONT(M);IIIG(DCM).
27	0633-0731	N18E17	1b	15967	31234	13	GB,10cm flux = 718;II & IV (DCM,M);IIIG(DCM,M); A great "radio" flare at all wavelengths.
29	{ 0730-0759 0735-0826	N17E50 N12W01	sb 1n	15974 15967	10223 11010	8 3	10cm flux = 147;II(M);CONT (DCM);IIIG(DCM,M).
May 2	{ 1649-1708 1651-1759	S25W35 N20W55	sn 2b	15968 15967	20221 22221	7 9	II(M,DKM);CONT(M);IIIG,V (DCM,M,DKM).

See notes to Table 1 on page 20.

COMPREHENSIVE FLARE INDEX FOR "MAJOR FLARES", 1975-1979 (continued)

DATE	TIME (UT) OF FLARE OR EVENT ††	POSITION	H α IMP.	McMATH PLAGE NUMBER	H α FLARE PROFILE abcde	COMP. FLARE INDEX	REMARKS [†]
1979							
May	3	0120-0153	N20W61	sn	15967	10133	8 } IV(DCM);IIIG,V,U(M,DKM).
		0125-0230	N10W03	2n	15974	12133	10 }
	4	0237-0258	N11W10	sf	15974	00010	1 II(M);No SID and no radio freq. events reported.
	17	(1049)			00010	1	II(M);IIIG(DCM);No flare reported.
Jun	3	1433-1521	N20E33	sb	16051	20202	6 GB,10cm flux = 632;IIIG,V, U(DCM,M,DKM);A strong "ra- dio" flare at all freqs.
	4	0340-0510	N19E30	2b	16051	32200	7 10cm flux = 103; IIIB(M,DKM).
	5	0455-0838	N17E14	2b	16051	22332	12 GB,10cm flux > 4000;II(M); IV(DCM,M);A great "radio" flare.
	10	0801-1023 and 0855-1021	N22W46	3b	16051	33110	8 } II(M);Type II is common to both flares, near maximum.
	13	0352-0423	N24E69	sn	16070	10110	3 }
	17	(1305)	N22E68	1n	16073	11010	3 II(M).
	17	1604-1643	N06W30	sn	16078	00011	2 II(M);IIIG,V(M); No flare reported.
	18	0623-0634	S17W65	1n	16065	21112	7 II(M,DKM);IIIG,V(M); Flare association is doubtful.
	18	1811-1829 and 1813-1820	S16W72	sn	16065	10112	5 II(M); IIIG,V(DCM,M). II is common to both flares.
	22	0446-0530	S06E74	sn	16088	12122	8 II(M);IS,C(M);IIIG,U (M,DKM).
	25	0608-0621	N15W90	1f	16086	21111	6 II(M);IIIG,V(M).
	26	1018-1036	N12W62	sn	16102	20112	6 II(M).
	27	1824-1841	S23E90	sb	16112	00010	1 II(M);IIIG(M); No SID or single freq. events reported.
Jul	4	0203-0320	N07E44	2n	16122	12232	10 II(M,DKM);IV(DCM,M); 10 cm flux = 378.
	4	1903-2110	N11E36	1b	16122	11222	8 II(M);I & CONT(M); 10 cm flux = 348.
	5	(0137)			00030	3 IV(DCM,M);IS(M); No flare or SID reported.	
	5	0650-0727	S29E11	1n	16112	01012	4 II(M);IIIG,U(DCM,M).
	5	2144-2300	N15W33	sn	16117	10021	4 } II(M);IIIG,V(DCM,M);
		2221-2236	S26E55	sb	16125	00021	3 } IS,CONT(M).
	6	(1839)			00010	1 II(M);IIIG,V(M,DKM); No flare or SID reported.	
	7	0440-0516	N17W47	1n	16117	11031	6 II & IV(M);IIIG(M,DKM).
	13	0136-0230	N12E74	sf	?	00010	1 II(M); No plage at this location.
	19	1055-1107	S03E33	sb	16148	10112	5 II(M);IIIG,V(M).
	22	2329-2341 and 2331-2348	S27W76	sf	16137	10113	6 II(DCM,M);IS(M).
	23	0200-0232	N33W14	sn	16156	01010	2 } II(DCM,M);IIIG(M).
		0215-0228	N15W73	1n	16161	00010	1 }
	23	1645-1712	S05W07	sn	16166	10110	3 II(M);Also IV(DCM), Duration 5 min.
	28	2355-0014	S22E46	1b	16174	11110	4 II(M);IIIG,V(DCM,M).
	29	0321-0416	S14W42	1n	16164	21132	9 II & IV(M);IIIG(M).
	30	0220-0437	N23E14	2n	16171	12031	7 II & IV(M);IIIS(M,DKM).
Aug	2	2105-2121	N15W51	sb	16171	10010	2 II(M);IIIB(M); Also pos- sible IV(M), duration 4 min.; Flare association doubtful.
	2	2301-2332	S12E63	sf	16192	00010	1 II(M,DKM);IIIG,V(M).
	7	1955-2100	N15E78	sn	16208	20120	5 II(DCM,M);IS,C(DCM,M).
	13	0532-0621	S26E90	1n	16224	01030	4 II & IV(M); IIIG(M).
	13	0947-1115	S26E90	1n	16224	21321	9 GB, 10cm flux = 3700;IIIN, CONT(M);Flare with strong radio emission, especially at MM and CM wavelengths.
	14	1153-1203	S23E70	sn	16224	10332	9 IV(DCM);IIIN,CONT(M);IIIG (M);GB,10cm flux = 7500; Incomplete flare data.

See notes to Table 1 on page 20.

COMPREHENSIVE FLARE INDEX FOR "MAJOR FLARES", 1975-1979 (continued)

DATE 1979	TIME (UT) OF FLARE OR EVENT††	POSITION	H α IMP.	McMATH PLAGE NUMBER	H α FLARE PROFILE abcde	COMP. FLARE INDEX	REMARKS‡
Aug 14	1240-1451	S27E76	1n	16224	11332	10	GB,10cm flux = 4030;IV (DCM,M);A great "radio flare".
14	1542-1554	S23E77	1b	16224	11202	6	10cm flux = 535;IIIG,V (M,DKM).
14	{ 2048-2104 and 2051-2100	S17W48	sn	16205	10110	3	II(M);IIIG,V(DCM,M,DKM).
16	{ 0438-0627	S23E68	sb	16224			
16	{ 1134-1200	S25E47	sn	16224	00131	5	II & IV(M);IIIG(DCM,M);
18	{ 1137-1303	N18E25	1b	16218	01131	6	10cm flux = 140.
	{ 1409				20233	10	II(M);IV(DCM).
20	0905-1040	N05E77	2b	16239	32232	12	II & IV(M);IIIg,U(DCM,M); 10cm flux = 490; A strong "radio flare" at all freq; Two minor sub-flares in regions 16224 (S25E17) and 16239 (N08E90) have poor time relationships with radio events.
21	0550-0658	N17W48	2b	16218	12131	8	II(M);IV(DCM,M);IIIG,V(M).
22	0155-0254	N05E51	1n	16239	01030	4	IV(M);IIIB(M,DKM).
22	2340-2410	S22E75	1n	16245	11110	4	II(M);IIIN(M).
23	1244-1451	N07E29	1n	16239	21232	10	IV(DCM,M);10cm flux = 124.
26	0130-0251	S14W60	2b	16231	12030	6	II & IV(M);IIIG(M,DKM).
26	1615-2200	N05W11	2b	16239	22230	9	IV(DCM,M);IIIG(DCM,M,DKM); 10cm flux = 400.
Sep 2	0006-0131	S20E67	1n	16267	11231	8	II & IV(M);IIIG,V(M); 10 cm flux = 143.
3	0425-0517	S23E56	1n	16267	21131	8	II & IV(M);IIIB(M).
7	0055-0116	S17W06	1b	16267	11113	7	II(M,DKM);IIIG,V(M,DKM).
7	1948-2005	S17W17	sb	16267	10110	3	II(M,DKM);IIIG,V(M,DKM).
8	0019-0032	S15W18	sf	16267	00110	2	II(M);IIIG,N(M,DKM).
10	0515-0535	S22W47	2b	16267	12113	8	II(M);IIIG,V(DCM,M,DKM).
11	0628-0638	N15W71	sf	16269	00030	3	IV(DCM);No SID or single freq radio events reported
11	1555-1608	S22W66	sb	16267	10010	2	II(M);IIIG,V(DCM,M)
14	(0656)				30030	6	II & IV(DCM,M);IIIB(M); No flare reported; Active region 16267 is at SW limb.
15	{ 1015-1110 and 1020-1040	S14E56	2b	16295	32201	8	10cm flux = 104;IIIG(DCM, M);Simultaneous flares at time of major SID.
16	{ 0101-0124	N06E90	2b	16298			
16	{ 0101-0124	N05E90	sn	16298	30210	6	II(M);IN(M).
17	(0654)				00303	6	GB,10cm flux = 4089; No flare or SID reported.
18	(0403)				00010	1	II(M);No flare or SID reported.
19	2256-0103	N06E33	3b	16298	33300	9	GB,10cm flux = 1520;Strong radio bursts at MM & CM wavelengths.
30	1040-1140	S27W90	1n	16306	11132	8	IV(DCM);IIIG(M).
Oct 4	1554-1747	N14E76	sb	16344	20210	5	10cm flux = 148;II(M); IIIg,U(M).
5	1130-1240	N14E59	2n	16344	22233	12	10cm flux = 254;II(DCM,M); IV(DCM,M);IIIG(DCM); A strong "radio flare" at all frequencies.
5	(1549)				00030	3	IV(DCM);No flare reported.
7	{ 1405-1437	S20W62	1b	16346	11200	4	GB, 10 cm flux = 610;
	{ 1405-1435	N16E33	1b	16344	11200		
12	{ 1414-1442	N26E23	sn	16341	10200	3	IN in prog.
	{ 0515-0615	N08E56	2n	16363	12010		
19	0415-0446	N26E21	2n	16373	32200	7	II(M);IIIS(M).
19	1153-1335	N28E13	2b	16373	22300	7	10cm flux = 280;IIIB(M). GB,10cm flux = 1825;No dynamic spectrum events; strong radio bursts at MM and CM wavelengths.
26	(0635)				10010	2	II(M);IIIG(M);IN(DCM,M); No flare reported.

See notes to Table 1 on page 20.

COMPREHENSIVE FLARE INDEX FOR "MAJOR FLARES", 1975-1979 (continued)

DATE	TIME (UT) OF FLARE OR EVENT ††	POSITION	H α IMP.	McMATH PLAGE NUMBER	H α FLARE PROFILE abcde	COMP. FLARE INDEX	REMARKS †
1979							
Oct 30	1629-1733	N33E57	sf	16399	00010	1	II(M).
Nov 1	0805-0842	N13W72	1b	16386	11230	7	IV(DCM,M); IIIG(DCM,M); 10cm flux = 110.
2	2126-2353	N20E01	sn	16398	00011	2	II(M); IIIG(M,DKM).
4	0526-0540	S16E72	sf	16413	20134	10	II & IV(M); IIIG(M).
4	1430-1440	N25W67	sn	16389	10010	2	II(M).
4	2346-2425	S15W13	sb	16401	10112	5	II(M); IIIG,V,U(M,DKM).
5	2127-2338	S14E48	2b	16413	12114	9	II(M); IIIG,V(M,DKM).
5	2342-2356	S14E44	1b	16413	21213	9	GB,10 cm flux = 617; II(M); IIIG,V(M,DKM).
6	0511-0521	N19E11	1n?	16406	21233	11)	II & IV(M); 10cm flux = 170
	0527-0541	S14E39	1n	16413	21130	7)	
	0850-0900	N34E90	1n	16419a)			
6	and 0850-0914	N18W57	1b	16398 }	11200	4	GB,10cm flux = 600; IIIG(M)
6	1446-1524	S14E39	sb	16413	10233	9	10cm flux = 268; II(M); IV (DCM); IIIG,V(DCM,M).
8	0116-0152	N31E71	1b	16419b	21233	11	10cm flux = 342; II & IV (M); IIIG,V(M,DKM).
8	0826-1136	S14E14	2b	16413	22232	11	IV(DCM); 10cm flux = 320.
8	1116-1139	S14E08	1b	16413	21133	10	II(DCM,M); IV(DCM); IIIG (DCM,M).
9	0304-0322	S15E02	1n	16413	21334	13	GB,10cm flux = 1512; II(M, DKM); IV(M); IIIG,V(M); A great "radio flare" at all wavelengths.
9	0601-0627	S15W03	1n	16413	11213	8	10cm flux = 288; II(M); IIIG,V(M,DKM).
9	2125-2154	N22W29	sb	16406	00110	2	II(M); IIIG,V(M,DKM).
10	0633-0659	S16W15	2b	16413	22324	13	GB,10cm flux = 1848; II(M); IS,DC,CONT(M); A great "ra- dio flare" at all wave- lengths.
12	0059-0145	S15E03	1n	16418	21213	9)	10cm flux = 242; II(M);
	0118-0144	S17W28	sn	16413	20213	8)	IIIG,V(M,DKM).
12	1940-2103	N12E24	2b	16421	12210	6	10cm flux = 107; II(M,DKM); IIIG(M,DKM).
14	2023-2110	N33W15	1b	16419a	11230	7	10cm flux = 107; IV(DCM).
15	2021-2140	N10W15	2b	16421	12210	6	10cm flux = 167; II(M); IIIG,V(M).
15	2115-2446	N29W38	2b	16419a	12231	9	GB,10cm flux = 920; II (M,DKM); IV(M); IIIG(M).
16	0220-0244	N18W05	sf	16425	00010	1	II(M); IIIG(M,DKM).
17	1145-1230	N14W17	sb	16425	10112	5	II(M); IIIG,U(M).
21	0720-0725	S38W58	sn	16433	00110	2	II(M); IIIS(M).
Dec 4	1806-1822	S16W18	sn	16458	10010	2)	II(M); IIIG(M).
	1814-1826	S26E49	sb	16476	10110	3)	
10	2317-2344	S18W85	1n	16480	01010	2	II(M); IIIG,V(M,DKM).
11	1150-1240	N26E41	1n	16507	01030	4	IV(DCM).
11	(1335)				00130	4	IV(DCM,M,DKM); IIIG(M,DKM); No flare or SID reported.
13	1353-1402	S17W31	sb	16492	20213	8	10cm flux = 119; II(DCM,M).
14	1259-1320	S13W33	sn	16495	10130	5)	IV(DCM); IIIG(DCM,M).
	1310-1331	N19W42	1b	16490	11130	6)	
15	2139-2150	S28W90	sn	16493	00010	1	II(M); IIIG,V(DCM,M,DKM).
16	(0243)				00010	1	II(M); IIIG(M,DKM); No flare or SID reported.
18	1902-2042	N10W38	1b	16514	11210	5	10cm flux = 106; II(M); IIIG(M,DKM).
19	2156-2316	S15E36	2b	16529	22233	12	GB,10cm flux = 970; II(M, DKM); IV(DCM,M,DKM); IIIG, V(DCM,M,DKM).
20	0543-0800	S18E33	1b	16529	21213	9	10cm flux = 200; II(DCM,M); Also IV(DCM); Duration 4.5 min.; IIIG(DCM,M,DKM).
23	0215-0233	S20W43	sf	16525	00010	1	II(M); IIIG,V(DCM,M,DKM).
25	0655-0800	S14W43	2b	16529	22232	11	10cm flux = 200; II(M); IV (DCM); IIIG,V(M).
25	(2330) (2405)				00010	1	II(M); No flare or SID re- ported.
26	0048-0212	S12W04	1b	16539	11010	3	II(M,DKM); IIIG(M).
29	0157-0246	S15E23	sf	16548	10210	4)	10cm flux = 170;
	0210-0214	S13E73	1n	16558	11210	5)	II(DCM,M).
29	0708-0717	S16W90	1n	16529	21112	7	II(DCM,M); IIIG,U(DCM,M).
30	(0314)				00010	1	II(M); No flare or SID reported.

See notes to Table 1 on page 20.

NOTES TO TABLE 1:

- † This list of "major" flares includes all flares that satisfied any one of the five criteria stated in section 2 of this report.
- abcde The successive entries in the column titled "H α Flare Profile" refer respectively to evaluations of the ionizing radiation, the H α flare, the \sim 10 cm flux, the type of event in the dynamic spectrum and the \sim 200 MHz flux. See section 1 of this report. A dash (-) appearing in the profile set indicates "no observations" were available for that particular entry.
- †† When no flare or subflare was reported, the beginning time of the SID or radio frequency event is shown in parentheses.
- ? A question mark following the index value indicates a Type IV event that is questionable for either duration or conflicting reports.
- r In the remarks column, the following abbreviations have been used: DCM, M, DKM = decimetric, metric, and dekametric events in the dynamic spectrum; BO (Boulder), CLG (Culgoora), DURN (Durnten), DWIN (Dwingeloo), H (Ft. Davis), MAN (Manila), SAG (Sagamore Hill), WEIS (Weissenau) = stations reporting dynamic spectrum events.

APPENDIX OF "LESSER EVENTS" FOR 1975-1979

DATE 1975	TIME (UT) OF FLARE OR EVENT	POSITION	H α IMP.	McMATH PLAGE NUMBER	H α FLARE PROFILE abcde	COMP. FLARE INDEX	REMARKS
Jan 5	(1950)				00020	2	CONT(DKM);IIIG(DKM);No flare reported.
9	2023	N16E66	sn	13423	00121	4	CONT(M,DKM);IIIG,V,U (M,DKM)
Feb 6	(2007)				00020	2	CONT(M,DKM);IS,IIIS(M) No flare reported.
8	(2100)				00020	2	CONT(DKM);IS,IIIN(M) No flare reported.
Mar 16	(2207)				00020	2	CONT(DKM);No flare reported.
17	(1640)				00020	2	CONT(M,DKM);No flare reported.
Jun 5	(1916)				00020	2	CONT(DKM);No flare reported.
19	<u>1140-1200</u>	N09W75	2f	13722	02000	2	No radio events reported with this flare.
28	(1458)				00020	2	CONT(DKM);No flare reported.
30	<u>1915-1946</u>	N10W02	sf	13738	00021	3	CONT(DKM);IIIG,V(M,DKM)
Jul 1	(1935)				00020	2	CONT(M,DKM);No flare reported.
2	(2010)				00020	2	CONT(M,DKM);No flare reported.
26	(1809)				00020	2	CONT(M,DKM);IN(M); No flare reported.
28	(1800)				00020	2	CONT(DKM);IIg(DKM); No flare reported.
29	<u>1220-1236</u>	N08W53	sn	13783	00031	4	IV(DKM)DUR,5 MIN;IIIG (DCM,M,DKM);CONT(DKM)
29	(2007)				00020	2	CONT(DKM);IIg,V(M,DKM) No flare reported.
30	(1309)				00021	3	CONT(M,DKM);No flare reported.
Aug 1	(1917)				00020	2	CONT(DKM);IIg,V(M,DKM) No flare reported.
1-2	<u>2357-0044</u>	N05E44	sf	13786	10122	6	CONT(DCM,M);IIg(M,DKM)
2	<u>0915-0945</u>	N06E37	sn	13786	20100	3	
2	<u>1023-1029</u>	N05E38	sf	13786	20000	2	
2	<u>1043-1130</u>	N07E90	sb	13790	20000	2	
4	<u>1446-1513</u>	N02E08	sf	13786	00020	2	CONT(DKM);IN,In prog.
6	<u>1017-1100</u>	N06W14	sn	13786	00020	2	CONT(DKM);IIg(DCM)
7	<u>1248-1308</u>	N05W31	sn	13786	20120	5	IIg(DCM);I(M);CONT(M,DKM)In prog.
10	<u>0914-0940</u>	N05W71	ln	13786	21020	5	CONT(DKM)
10	<u>0947-1010</u>	N08W09	ln	13790	11020	4	CONT(DKM)
10	<u>1353-1450</u>	N04W71	sn	13786	21101	5	CONT(DKM)In prog;
10	<u>1833-1925</u>	N08W17	sn	13790	20100	3	IIIG(M)
14	<u>1031-1120</u>	N07W69	ln	13790	21000	3	CONT(DKM)In prog.
14	(1450)				00020	2	CONT(DKM);No flare reported.
Oct 21	(2112)				00030	3	IV(DKM),7 Min. Duration; No flare reported.
Nov 16	<u>1111-1121</u>	S09E45	sn	13937	20000	2	No radio events reported.
17	<u>1145-1242</u>	S07E31	sn	13937	10223	8	CONT(DKM);Strong DCM and M- λ radio bursts.
21	(0124)				00020	2	CONT(DKM);IIg(DCM,M,DKM)
1976							
Jan 13	(1920)				00020	2	CONT(DKM);No flare reported.
Mar 20	<u>1356-1408</u>	N05W20	sf	14127	00020	2	CONT(DKM)
20	<u>1752-1815</u>	N02W22	sn	14127	10020	3	CONT(DKM);IIIG(M,DKM)
21	(1115)*				20000	2	No flare patrol 1111-1230 UT.

APPENDIX OF "LESSER EVENTS" FOR 1975-1979 (continued)

DATE	TIME (UT) OF FLARE OR EVENT	POSITION	H α IMP.	McMATH PLAGE NUMBER	H α FLARE PROFILE abcde	COMP. FLARE INDEX	REMARKS
1976							
Mar 21	1306-1323	N03W33	sn	14127	20122	7	CONT(M,DKM); IIIG(M)
21	1829-1924	N03W34	sb	14127	20101	4	IIIG(DCM,M,DKM)
21	2228-2255	N03W37	sn	14127	10202	5	10 cm. Flux = 104; IIIG,V(DCM,M,DKM)
24	0011-0043	N02W66	ln	14127	11201	5	10 cm flux = 105; IS and IIIN in prog.
25	2310-2318	S07E67	sf	14143	00020	2	CONT(M,DKM); IIIG(M)
26	1334-1401	S04E61	sf	14143	00022	4	CONT(DKM); IIIG,V(M,DKM)
26	1439-1455	S08E62	sn	14143	10121	5	CONT(M,DKM); IIIG,V(M,DKM) Also IV(DKM), 8 min. dura- tion.
26	2300-2311	S07E51	sf	14143	00020	2	CONT(M,DKM); I(M) in prog.
27	1156-1230	S10E49	ln	14143	21122	8	CONT(DKM); IIIG,V(DCM,M)
27	1428-1455	S05E48	sf	14143	00022	4	IS and CONT in prog. (M,DKM) IIIG(DCM,M,DKM)
29	1152-1232	S09E26	sf	14143	00020	2	CONT(DKM); IIIG(DCM,M)
Apr 7	(1723)				00020	2	CONT(M); IIIb(DCM,M); No flare reported.
9	(0555)				00021	3	IS and CONT(M); No flare reported.
May 16	1444-1519	S03W65	sf	14203	00020	2	CONT(M,DKM); IS(M)
Aug 2	(0710)				00022	4	CONT(DCM,M); IIIG,V (DCM,M) No flare re- ported.
2	2232-2257	N15E60	sf	14352	00022	4	CONT(DCM,M); IIIG,V (DCM,M,DKM)
3	(0500)				00021	3	IS & CONT(M); IIIG (DCM,M,DKM); No flare reported.
7	(0434)				00020	2	IS & CONT(M,DKM); IIIG, V(M,DKM); No flare re- ported.
10	(1346)				00020	2	CONT(DKM); IIIG(M); No flare reported.
Sep 3	{ 0905-0930 } and { 0917-0925 }	M14E05	sb	14395 }	10122	6	IN & CONT(DCM,M); IIIG (DCM,M)
4	{ 0715-0750 } and { 0730-0744 }	N20W90 N16W07	sf sf	14403 14395 }	00021	3	IN & CONT(DCM,M); IIIG(DCM,M)
4	1025-1113	N22W90	sf	14403	00021	3	CONT(M,DKM); IIIG(DCM,M)
17	1805-1905	N15W08 N20E82	sn ln	14395 14429	00021 11132	3 8	CONT(M,DKM); IIIG(DCM,M) IV(M,DKM), 4 min. duration IIIG(M,DKM)
Oct 2	(0550)				00022	4	I & CONT(DCM,M); No flare reported.
6	0846-0913	S24E52	sf	14468	00020	2	I & CONT(DCM,M)
25	(0714)				00020	2	IS & CONT(M); No flare reported.
26	(0621)				00020	2	I & CONT(DCM,M); No flare reported.
Nov 19	(1207)				00022	4	I & CONT(DCM,M); No flare reported.
Dec 14	(0900)				00020	2	I & CONT(DCM,M); IIIG (DCM,M) No flare re- ported.
15	(<0727)				00020	2	I & CONT(DCM,M). No flare reported.
1977							
Jan 2	(1200)				00020	2	IN and CONT(DCM,M); No flare reported.
12	1316-1355	S28W05	sn	14607	10020	3	IS & CONT(DCM,M)
13	1329-1342	S31W17	sf	14607	00020	2	IS & CONT(M)
Feb 28	(2053)				10020	3	CONT(DKM); IIIG,U,V(M) No flare reported.
Apr 13	2332-2359	S21E57	ln	14726	21000	3	No Dyn. Spectrum event reported.

APPENDIX OF "LESSER EVENTS" FOR 1975-1979 (continued)

DATE 1977	TIME (UT) OF FLARE OR EVENT	POSITION	H α IMP.	McMATH PLAGE NUMBER	H α FLARE PROFILE abcde	COMP. FLARE INDEX	REMARKS
Apr 14	0650-0655	S22E53	sf	14726	20120	5	CONT(M); IIIg(DCM,M)
16	{ 0711-0735 and 0717-0827	S22E35 S21E26	{ sf sn }	14726	10121	5	IN & CONT(DCM,M); IIIg(DCM,M)
May 21	(1332)				00030	3?	IVU(M), Duration only 0.1 minutes; IIIg(M).
Jun 9	1233-1247	S27W16	sn	14796	00021	3	CONT(DKM); IIIg,V(M,DKM)
25	1425-1443	N15E57	ln	14822	21000	3	IN(M)
26	1334-1405	S22W16	2n	14815	22100	5	No dyn. spectrum event reported.
26	1422-1545	S22W18	ln	14815	21100	4	IIIg,V(DCM,M,DKM)
26	1507-1530	N16E44	sn	14822	20000	2	No dyn. spectrum event reported.
26	1546-1552	N15E44	sn	14822	20100	3	I(DCM)
26	2049-2102	N15E43	sf	14822	10120	4	IS & CONT(M)
Aug 5	1858-1945	N27E48	ln	14888	21100	4	No dyn. spectrum event reported.
31	1004-1105	N26E80	2n	14930	12000	3	IIIg(DCM,M)
Sep 3	{ 1457-1537 and 1515-1606	S32W43 N26E37	{ sn sf }	{ 14924 14930 }	00020	2	CONT(DKM); IIIg(M)
5	2103-2124	N23E08	sf	14930	00020	2	IS & CONT(M)
9	1609-1625	N08E83	sn	14943	20000	2	Radio Bursts only at CM wavelengths.
18	0019-0140	N07W35	ln	14943	11201	5	10 cm flux = 300; IIIg(M)
25	1334-1405	N13E83	1b	14963	21100	4	IIIb(DCM)
26	{ 0137-0220 and 0145-0155	N14E78 N24W36	{ ln sn }	{ 14963 14951 }	21000	3	Fast drift bursts (DCM)
29	0620-0741	N15E31	sn	14963	10121	5	IS & CONT(DCM,M); IIIg, U(M)
Oct 3	2321-2336	N13W32	sn	14963	00020	2	CONT(M,DKM)
4	(1950)				30000	3?	A questionable SID of IMP 3; No flare or radio events reported.
4	1543-1623	N32W33	sf	14967	00020	2	IN,C(DCM,M)
6	0801-0822	N06E81	sf	14979	20102	5	IIIg(DCM,M)
6	1051-1105	N06E82	sn	14979	20102	5	IIIg(M)
7	1134-1159	N10E65	sf	14979	00021	3	IN & CONT(DCM,M); IIIg, U(DCM,M)
7	1253-1430	N03E58	sn	14979	00021	3	I & CONT(M,DKM); IIIb(DKM)
7	1752-1839	N07E56	sf	14979	00020	2	IC(M); IIIN(M,DKM)
8	1230-1402	N06E44	ln	14979	11121	6	CONT(DKM); IIIg(M)
11	(0027)				00020	2	CONT(DKM); No flare or radio bursts reported.
12	0020-0042	N10E01	sn	14979	00120	3	CONT(DKM); IIIg(DCM,M,DKM)
12	(0327)				00020	2	CONT(DKM); IS and IV in prog; No flare reported.
13	0033-0047	N06W09	sn	14979	00020	2	CONT(DKM)
14	0123-0158	N06W26	sn	14979	10120	4	CONT(DKM); III(DKM)
15	(0003)				00020	2	CONT(DKM); No flare or radio bursts reported.
17	(0026)				00020	2	CONT(DKM); No flare or radio bursts reported.
18	0031-0041	N19W45	sn	14979	00020	2	CONT(DKM)
19	1156-1215	S25E26	sf	14995	00020	2	IN,C(M)
19	2212-2310	S26E16	sn	14995	10021	4	IS,C(M); IIIb(M)
21	2125-2255	S28W14	sn	14995	00020	2	IIIS,C(M); IIIg,V(DCM,M)
23	(0345)				00021	3	IS & CONT(M)
29	0820-0915	N20E90	sf	15017	00020	2	IN & CONT(M)
Nov 17	(1514)				00020	2	IN & CONT(M); No flare reported.
21	0141-0254	N22W23	sf	15031	00021	3	CONT(M); IIIN(M)
Dec 1	(2312)				00010	1	II(DKM); No flare or radio bursts reported.
8	2248-2304	N23E68	sf	15061	00010	1	II(DKM); No radio bursts reported.

APPENDIX OF "LESSER EVENTS" FOR 1975-1979 (continued)

DATE	TIME (UT) OF FLARE OR EVENT	POSITION	H α IMP.	McMATH PLAGE NUMBER	H α FLARE PROFILE abcde	COMP. FLARE INDEX	REMARKS
1977							
Dec 9	{ 0034-0054 and 0055-0117	N26E70 N24E70	sn sn	15061	00010	1	A group of Type II(DKM) between 0045 and 0117 UT reported by Manila. IIIN in prog - CLG.
9	0212-0317	S26E26	sf	15056	00010	1	II(DKM),(MAN),Not confirmed by CLG.
9	(0325)				00010	1	II(DKM):Unconfirmed;No flare or radio bursts reported.
9	(0935)				00020	2	IN & CONT(DCM,M);IIIG(M); No flare reported.
10	0416-0423	S29E18	sn	15056	00022	4	CONT(DKM)
11	2154-2305	S27W05	ln	15056	21100	4	IIIG(M)
12	0219-0251	S27W08	sn	15056	20100	3	III(DKM)
14	(0051-0347)						Groups of II(DKM) bursts reported by Manila; Not confirmed by Culgoora. No flares, No Sid's No radio bursts are reported at these times.
14	(2314-2342)						
15	(0205-0213)						
16	(0011-0014)						
17	(0155-0158)						
19	0822-0910	N25E68	sf	15070	00022	4	IN & CONT(DCM,M);IIIG(M)
24	1845-1911	N21W12	sf	15070	00032	5?	IV(DKM),DUR. 0.6 MIN. IIIG(M,DKM)
25	{ 0020.5-0021.8 0045.4-0049.5 0110.0-0113.0 0344.2-0346.7 0408.8-0411.6 0511.0-0513.0 0522-0525						A series of type II(DKM) bursts reported by Manila; Not confirmed by Culgoora. No flares, no SID's, no radio bursts reported at these times.
26	(1859)*				1-131	≥ 6	IV(M),Duration 7 min. IIIG(M,DKM). No flare patrol 1730-1957 UT.
26	2322-2400	S27W72	ln	15074	21100	4	IIIG(M,DKM)
28	0856-0948	S19E68	sn	15081	20201	5	10 cm. flux = 159; IIb(M)
29	0902-0945	S16E77	sn	15083	20000	2	IC in prog.
31	{ 0349.0-0351.2 0400.0-0403.6 0412-0415.2						A series of Type II(DKM) bursts reported by Manila, not confirmed by Culgoora. in prog.
1978							No flares & no SID's reported at these times.
Jan 1	0554-0626	S18E36	ln	15083	21101	5	
2	(1305)				00020	2	CONT(M);No flare or SID reported.
7	0123-0217	S21W64	lf	15081	11122	7	CONT(DCM,M,DKM);IIIG(M)
7	0632-0651	S16W65	lf	15081	21202	7	Strong radio bursts at MM and CM wavelengths.
14	(2041)				00020	2	CONT(DCM,M);IIIS(M);No flare reported.
Feb 2	1133-1155	N19E07	sb	15126	20232	9	IV(M),6 minutes duration.
3	0443-0602	N20E66	ln	15135	11120	5	CONT(DCM);IS,C,DC(M)
3	0803-0820	N20E61	sn	15135	20100	3	IIIG,N(DCM)
3	1605-1645	N21E57	1b	15135	21100	4	IIIG(M,DKM)
3	2026-2158	N33W18	2b	15136	12100	4	IIIG,V(DCM,M,DKM)
4	(0315)				00021	3	IS,C,DC(DCM,M);No flare reported.
4	1650-1655	S32W45	sn	15124	00020	2	CONT(M)
5	0728-0750	S28E32	sf	15132	00021	3	IS,C,DC(M);IIIS
8	0355-0418	N12E45	2n	15139	12000	3	No radio events reported.
8	1756-1802	N15E39	sb	15139	00020	2	CONT(M);IIIG(M).
9	1111-1214	N28W14	ln	15134	21102	6	IIIG(M)
9	2253-2343	N27W20	sn	15134	20100	3	Radio bursts only at MM and CM. wavelengths.
9-10	{ 2359-0109 0014-0104	N16W27 N13E22	sn 1b	15135 15139	20103 21103	6 7	IIIG,V(DCM,M,DKM)
10	1425-1443	N14E06	1b	15139	11203	7	10 CM Flux = 117;IIIG,V (DCM,M,DKM)
11-12	2341-0053	N13W08	ln	15139	21102	6	
12	1307-1347	N14W05	ln	15139	11122	7	CONT(M);IIIG(DCM,M)
13	0948-1002	N14W31	sf	15139	00020	2	IC,DC(DCM,M);IIIG(DCM)
15	0718-0843	N15W48	sn	15139	10202	5	10 CM Flux = 140;IIIG (DCM,M,DKM).
16	{ 0603-0658 0607-0651	S30W28 N17W52	sn 1b	15142 15139	10122 11122	6 7	CONT(DKM);IIIG(DCM,M,DKM)
16	2117-2212	N16W71	sn	15139	10132	7	IV(DCM),7 min duration; IIIG(M,DKM)
17	0137-0153	N12W80	1b	15139	21000	3	IIb(DKM)
20	1609-1625	N37E73	2b	15162	12021	6	CONT(M);IIIG(M,DKM)
21	2250-2328	N37E62	2n	15162	12001	4	No radio events except M- λ noise storm.

APPENDIX OF "LESSER EVENTS" FOR 1975-1979 (continued)

DATE 1978	TIME (UT) OF FLARE OR EVENT	POSITION	H α IMP.	McMATH PLAGE NUMBER	H α FLARE PROFILE abcde	COMP. FLARE INDEX	REMARKS
Mar 7	(1415)				00022	4	CONT(M); IIIG(DCM,M); No flare reported.
	8 (1430)				00021	3	IIIG AND CONT(M); No flare reported.
	9 <u>1840-1844</u>	S35E90	sf	15178	10202	5	10 CM FLUX = 440; IIIG (DCM,M); Strong radio bursts at all wavelengths
	10 { <u>1150-1158</u>	S30E85	sf	15178	10020	3	IIIB AND CONT(M); With simultaneous flares.
	<u>1155-1215</u>	N17W02	sn	15175			
	10 <u>2210-2255</u>	S34E77	2n	15178	12000	3	No radio events except M- λ noise storm.
	11 <u>1625-1637</u>	N26W45	sn	15172	00021	3	CONT(M); IIIN(M,DKM)
	12 <u>0151-0207</u>	S35E69	sm	15178	00021	3	IS,C(M); No radio bursts reported.
	13 (0450)				00021	3	IS,C(M); IN,DC(DCM) No flare reported.
	15 <u>1235-1315</u>	N18E67	lb	15184	11020	4	IIIS AND CONT(M)
	15 <u>2329-2445</u>	S29E02	sn	15178	00022	4	IS,C(DCM,M); IIIB,U(M)
	16 <u>0211-0248</u>	S26E08	sn	15178	00122	5	IS,C,DC(DCM,M)
	17 (0240)				00020	2	IS,C,DC(DCM,M); IIIG,U(M); No flare or radio bursts reported.
17-18	(2355)				00022	4	IS,C,DC(DCM,M); IIIG,U(M); No flare reported.
	Culgoora radioheliograph places source of IS,C at 0.3 R \odot , P.A. 120 $^{\circ}$ -170 $^{\circ}$ (Probably active region 15178)						
Apr 2	(1209)				20001	3	IIIG(M); No flare reported
	4 (<2035)				00120	3	IS,C(M); No flare reported
	8 <u>0835-0855</u>	N16W11	sb	15221	20103	6	IIIG,V(DCM,M,DKM)
	9 <u>0422-0449</u>	N23W71	1n	15214	11123	8	IS,C(DCM); IIIG,V(M)
	9 <u>1202-1211</u>	N18W25	1n	15221	11123	8	CONT(M); IIIG,V(DCM,M); Strong radio bursts at DCM and M wavelengths.
	10 (1210)				2-002	≥ 4	IIIG(M); No flare patrol 1211-1250 UT.
	10 (1457)				1-022	≥ 5	IIIB and CONT(M); No flare patrol 1415-1441 UT.
	11 (1159)				20121	6	CONT(M); No flare reported
	12 <u>0644-0730</u>	N20W65	2n	15221	22101	6	IIIB and IIIG,U(M)
	12 <u>0740-0746</u>	N19E50	sf	15235	20102	5	IIIG,V(DCM,M,DKM)
	13 <u>0450-0512</u>	N20W86	lb	15221	21102	6	IIIG,V,U(M)
	14 <u>1059-1117</u>	N15E05	sn	15235	10121	5	CONT(M); IIIG,V(DCM,M)
	14 <u>2312-2327</u>	N26W90	sn	15221	20100	3	
	15 { <u>0500-0540</u>	N20W18	sf	15239	10021	4	CONT(M); IN AND IIIN (M) Simultaneous flares.
	<u>0511-0602</u>	N12W07	sf	15235			
	15 <u>0811-0826</u>	N14W07	sb	15235	20104	7	IIIG(DCM,M); Strong radio bursts at DCM and M wave- lengths.
	18 (1348)				10031	5	IV(M), 7 min. duration; IIIG(M,DKM); No flare re- ported.
	23 (1025)				20100	3	IIIG(M); No flare reported
	23 (1745)				20100	3	IIIG,V(M,DKM); No flare reported.
	24 <u>0540-0550</u>	N15W90	sn	15254	20000	2	IIIN(M); No radio bursts reported.
	26 <u>1339-1410</u>	N20E39	1n	15266	11120	5	CONT(M); Weak radio bursts only at MM and CM wave- lengths.
	27 <u>0945-1006</u>	N22E65	lb	15266	21102	6	IIIG,V(DCM,M)
	28 <u>0010-0041</u>	N27E45	sb	15266	10232	8	IV(DCM,M), 7 min. duration IIIG,V,U(DCM,M); 10 CM Flux = 295.
	28 <u>0438-0500</u>	N24W69	sn	15248	00020	2	IS,C(M); No radio events except M- λ noise storms.
May 2	<u>1330-1355</u>	N25W05	sn	15266	00020	2	CONT(M); No radio bursts reported.
	3 (0403)				10020	3	IS,C(M); IIIG,N(M); No flare and no radio bursts reported.
	3 <u>1500-1655</u>	N21W33	sn	15266	00020	2	IC(M); IIIG(M,DKM); No radio bursts reported.
	3 <u>1654-1735</u>	N29W31	lb	15266	11233	10	10 CM FLUX = 170; IV(M), 6 Min. duration; IIIG,V (DCM,M,DKM).
	3 <u>2020-2056</u>	N26W20	sb	15266	10120	4	IS,C,DC(M)
	4 <u>0637-0708</u>	N21W24	1n	15266	11020	4	CONT(M)

APPENDIX OF "LESSER EVENTS" FOR 1975-1979 (continued)

DATE 1978	TIME (UT) OF FLARE OR EVENT	POSITION	H α IMP.	McMATH PLAGE NUMBER	H α FLARE PROFILE abcde	COMP. FLARE INDEX	REMARKS
May 5	<u>1028-1032</u>	N28W54	1b	15266	11203	7	10 CM FLUX = 430; IIIG, V (DCM, M); A strong radio flare at all wavelengths, especially metric.
	5 (2038)				10020	3	IS, C, DC(M); IIIG, V(M); No flare reported.
	9 (0356)				20000	2	IIIG(M); IIIN(DCM, M); No flare reported.
	9 (0708)				20000	2	IIIG(DKM); No flare reported.
	18 (0730)				00020	2	CONT and IN(M); No flare reported.
	18 <u>1024-1046</u>	S18W48	sf	15296	00020	2	CONT(M); No SID or radio bursts reported.
	19 <u>2343-2355</u>	S21W76	2n	15296	12000	3	A flare of IMP. 2, with little effect.
	20 (2048)				00021	3	IS, C(DCM); IIIN(M); No flare reported.
	26 0551-0714	N16E21	sf	15314	20000	2	IS and IIIN(M)
	26 1732-1813	N20E61	1b	15319	21102	6	IIIG(M, DKM)
	29 <u>1720-1848</u>	N27W23	1b	15314	11200	4	10 CM FLUX = 205; No DYN. SP. events reported.
	30 0630-0827	N16W30	2b	15314	22101	6	IIIG(DCM, M)
	30 1927-2027	N18W36	1b	15314	21100	4	No DYN. SP. events reported.
June 5	<u>0729-0812</u>	N23W65	1b	15319	21000	3	IIIG(M)
6	(0355)				00020	2	IS, C(M); IIIB(M); No flare, SID or radio bursts reported.
	19 <u>0354-0418</u>	N18W05	sn	15360	00020	2	CONT(M); IIIG(DCM); Poor flare association; No SID or radio bursts reported.
	20 (0540)				00020	2	CONT(M); No prior flare, SID or radio bursts reported.
	22 <u>0235-0301</u>	S20E66	1n	15375	21000	3	No DYN. SP. or radio events reported.
	25 (0114)				00020	2	IS, C, DC(M); No prior flare or SID or radio bursts reported.
	26 (2117)				0-020	≥ 2	IS, C(M); IIIB(M); No flare patrol 2040-2130 UT.
	29 <u>0501-0512</u>	N16W14	sf	15376	10204	7	10 CM Flux = 180; IIIG, V(DCM, M, DKM)
July 1	(1341)				20100	3	No DYN. SP. event and no flare reported.
	7 { <u>1205-1230</u> <u>1211-1227</u>	S26W57 S19E65	sf sb	15389 15397	20101	4	No DYN. SP. event. Simultaneous flares at time of SID.
	7 <u>1748-1830</u>	S16W52	sn	15384	10020	3	CONT(M)
	8 <u>1959-2045</u>	S15W66	sn	15384	20222	8	10 CM FLUX = 420; CONT(M); IIIG(M, DKM)
	9 { <u>1139-1210</u> <u>1140-1203</u>	S21W02 N18E71	sn 1b	15400 15403	10202 11202	5 6	10 CM FLUX = 118; IIIG, V(M); Simultaneous flares.
	9 <u>1637-1710</u>	N17E69	sn	15403	10202	5	10 CM FLUX = 121; IIIG, V(DCM, M, DKM)
	10 <u>1241-1415</u>	N18E57	1b	15403	21000	3	V(M); IIIN(M, DKM)
	10 <u>1546-1615</u>	N16E56	sn	15403	10120	4	CONT(M); IIIN(M, DKM)
	10 <u>1819-2118</u>	N17E54	1b	15403	11123	8	IS, C(M); IIIG, V(DCM, M, DKM)
	11 <u>0052-0117</u>	N17E49	sn	15403	20000	2	IIIG, V(M, DKM)
	11 <u>0540-0620</u>	N16E48	2b	15403	22202	8	10 CM FLUX = 472; IIIB, V(M); Strong radio bursts at all wavelengths.
	11 <u>0933-1000</u>	N18E45	sn	15403	20000	2	No DYN. SP. event.
	11 <u>1907-2106</u>	N17E41	1b	15403	11020	4	IS, C(M), IIIG(DCM, M, DKM)
	11 { <u>2159-2320</u> <u>2219-2237</u>	N18E38 N20W60	2b sf	15403 15409	22100 20100	5 3	IIIN(M); IIIG, V(DCM, M, DKM) Either flare could be associated with the SID.
	12 <u>0236-0340</u>	N18E35	1b	15403	21000	3	IIIG(M, DKM); IS and IIIS(M)
	12 { <u>0517-0545</u> <u>0521-0544</u> <u>0556-0559</u>	N21W65 N17E33 N12E61	sn sn sn	15409 15403 15410	10021	4	IS, C, DC(M); IIIG(DKM); No radio bursts reported; Flare-ambiguous.

APPENDIX OF "LESSER EVENTS" FOR 1975-1979 (continued)

DATE 1978	TIME (UT) OF FLARE OR EVENT	POSITION	H α IMP.	McMATH PLAGE NUMBER	H α FLARE PROFILE abcde	COMP. FLARE INDEX	REMARKS
Jul 12	{ 0900-0943 0900-0925	N18E32 N17W68	sn sn	15403 15409	20100	3	IIIS(M); Flare-ambiguous.
12	1000-1035	N17E31	sn	15403	20002	4	IIIG(DCM,M)
12	1553-1639	N16E28	sn	15403	10204	7	10 CM FLUX = 118; IIIG,V (DCM,M); Strong radio bursts at all wavelengths
12	1756-1850	N16E28	sn	15403	10023	6	IC(M); IIIG,V(DCM,M,DKM)
12	{ 2049-2125 2052-2107	N17E25 S20W45	1b sn	15403 15400	21122 20122	8 7	IS,C(M); IIIG,V(DCM,M,DKM) IIIS(M); Flare-ambiguous association with SID.
15	0035-0134	N16W01	1b	15403	21103	7	IIIG,V(DCM,M); IIIN(M)
15	1424-1443	N18W11	1b	15403	11203	7	10 CM FLUX = 450; IIIG,V (DCM,M); Strong radio bursts at all wavelengths
18	0844-1000	N18W44	sn	15403	20000	2	No DYN. SP. event.
20	0002-0057	N17W90	1n	15403	21000	3	IIIN(M); IIIG(DCM,M)
21	0413-0429	N18W88	2f	15403	02000	2	No SID and no radio events reported.
21	1307-1354	N14W61	sn	15410	10020	3	IC(DCM,M)
21	(1538)				10201	4	10 CM FLUX = 430; No DYN. SP. event and no flare reported.
21	1857-1926	N17W90	1b	15403	21200	5	10 CM FLUX = 126; No DYN. SP. event reported.
22	(1315)				20001	3	IIIG,V(M); No flare re- ported.
28	1410-1421	N27W26	sf	15428	00021	3	IC(M)
Aug 3	(1513)				00021	3	IC(M); No flare reported.
6	(0530)				00020	2	IN,C(M); No flare or SID or radio bursts reported.
16	1325-1406	S26W76	1n	15454	21000	3	No DYN. SP. event re- ported.
30	1530-1703	N18E65	1b	15508	21221	8	10 CM Flux = 170; CONT(M)
31	0526-0603	N15E57	1n	15508	21000	3	IN(DCM); IIIG(DCM,M)
Sept 1	1237-1320	S35E65	sn	15509	20000	2	IIIG(M)
1	1807-1825	S39E68	sn	15509	00020	2	CONT(M); IIIN(DCM,M,DKM)
1	2223-2300	S33E44	2n	15509	12100	4	IIIS(M)
2	0533-0621	S32E43	2b	15509	22220	8	10 CM Flux = 105; IIIS, C(M); Strong radio bursts at MM and CM wavelengths.
2	1131-1212	S30E37	1n	15509	11120	5	CONT(M); IV(M), 6 min. duration.
2	1305-1327	S31E39	sb	15509	20100	3	IIIG(DCM)
3	(2135)				00120	3	IS,C(M); IIIG,V(DCM,M, DKM); No flare reported.
4	0035-0120	N15W18	sf	15508	00020	2	IS,C,DC(DCM,M); IIIG (M,DKM)
4	(0230)				00020	2	IS,C(M); IIIG,V(DCM,M,DKM)
	Culgoora radioheliograph places source at 0.5-0.8 R \odot , P.A. 330° (Northwest quadrant, perhaps active region 15508 on disk)						
5	0515-0538	N22E90	2f	15523?	12022	7	IDC,CONT(M); IIIS(M)
22	(0429)				00020	2	IS,C,DC(M); No flare or SID or radio bursts re- ported.
24	0623-0705	N35W62	2n	15543	12000	3	IIIG(M); No radio bursts reported.
26	2217-2250	N28W07	1n	15551	11122	7	IS,C,DC(M); IIIB(DCM)
Oct 5	(1113)				20101	4	IIIG,V(M); No flare re- ported.
14	2342-2353	S21W87	sn	15582	20100	3	I(DCM); IS,DC(M)
15	0944-1002	S19W90	sb	15582	20100	3	IIIG(M)
16	0027-0109	N28E61	2n	15598	12000	3	IS(M); No radio bursts reported.
19	0406-0439	N25E77	2n	15610	21100	4	No DYN. SP. events.
22	0556-0638	S23E24	1b	15611	01020	3	IS,C(DCM,M); IIIG(DCM,M)
Nov 11	{ 1210-1225 1216-1225 1221-1231	N24E40 N18W23 S10W54	sn sf sn	15651 15643 15641	00023 00023 00022	5 5 4	CONT(M); IIIG,V(M); Simultaneous sub-flares in widely separated re- gions, with onset of con- tinuum emission.
12	0619-0630	N16W31	sf	15643	00020	2	CONT(M); IIIB(M); IS(DCM,M)
13	0819-0848	N21W46	sn	15643	20100	3	No DYN. SP. events.

APPENDIX OF "LESSER EVENTS" FOR 1975-1979 (continued)

DATE	TIME (UT) OF FLARE OR EVENT	POSITION	H α IMP.	McMATH PLAGE NUMBER	H α FLARE PROFILE abcde	COMP. FLARE INDEX	REMARKS
1978 Dec 4	<u>1320-1327</u>	S23E58	sb	15694	10204	7	10 CM Flux = 139; IIIG, V(M); Strong radio bursts at all frequencies, especially at DCM and M wavelengths.
10	<u>0204-0218</u>	S31W9C	sn	15684	20000	2	IIIG(DCM,M,DKM); IS(M)
10	<u>1950-2045</u>	S17W36	sb	15694	10123	7	IS,C(M); IIIg(DCM); IIIS (M,DKM)
11	<u>0341-0404</u>	S17E23	sf	15697	10020	3	IS,C(DCM)
12	<u>0404-0443</u>	S13E15	ln	15697	11020	4	CONT(DCM,M)
12	<u>0747-0930</u>	S17W56	sn	15694	20020	4	IS,DC,CONT(M),IIIN(M)
12	<u>0838-0853</u>	N21E00	sf	15700	20000	2	No DYN. SP events reported.
12	<u>1002-1223</u>	S17W60	ln	15694	21102	6	No DYN. SP. events reported.
12	<u>1503-1620</u>	S18W61	lb	15694	21203	8	10 CM Flux = 185 and 46;
	<u>1503-1634</u>	S22W14	sn	15696	20103	6	IIIN(M); Strong radio bursts at all wavelengths Simultaneous flares.
12	<u>1726-1900</u>	S19W74	2b	15689	12000	3	IIIN(DKM); No radio bursts reported.
12	<u>2053-2205</u>	S18W66	ln	15694	11020	4	IS,C(M); IIIg(M,DKM)
13	<u>0011-0103</u>	S18W67	lb	15694	21000	3	IIIb(M,DKM); IS(M)
13	<u>0202-0259</u>	S17W68	2n	15694	12000	3	IIIg(M,DKM)
13	<u>1014-1032</u>	S16W70	sn	15694	20102	5	No DYN. SP. events reported.
14	<u>0717-0731</u>	S17W82	lb	15694	21100	4	IIIg,U(M)
17	<u>0343-0406</u>	N20W10	sn	15704	20100	3	IIIg(M,DKM); IIIN(M)
19	<u>(2345)</u>				00200	2	10 CM Flux = 133; IIIg(M) No flare or SID reported.
(Possible source, from Culgoora radioheliograph, of Type IIIg, is 0.1 R \odot , P.A. 130 $^{\circ}$.)							
1979 Jan 9	<u>0936-0952</u>	N18W85	2n	15744	12000	3	No Dyn. Sp. or radio events reported.
13	<u>1931-2013</u>	N16W10	ln	15754	21100	4	No Dyn. Sp. event reported.
15	<u>0712-0755</u>	N15W35	2n	15754	02100	3	
15	<u>1041-1120</u>	S23W25	sn	15757	20102	5	IIIg(M)
	<u>1058-1135</u>	S18W78	sf	15748			
15	<u>1306-1425</u>	S25W27	sf	15757	20203	7	10 CM Flux = 117; Numerous flares during common SID, 1338-1410 UT -- Are they related?
	<u>1327-1340</u>	S18W79	ln	15748	21203	8	
	<u>1332-1343</u>	S22W02	sn	15762	20203	7	
	<u>1347-1422</u>	N15W36	sn	15754	20000	2	
	<u>0724-0750</u>	S21W12	sn	15762	10200	3	
16	<u>0724-0750</u>	S21W12	sn	15762	10200	3	10 cm Flux = 206; IIIg (DCM)
16	<u>2224-2324</u>	N20W54	2n	15754	02101	4	IIIg(DCM). "Simultaneous flares" with approx. same max. (~ 2250 UT).
	<u>2242-2311</u>	S27W07	sf	15762	00101	2	
18	<u>0425-0435</u>	N14W73	2n	15754	02000	2	IIIg(M,DKM).
25	<u>1417-1458</u>	S26E24	lb	15786	11200	4	No Dyn. Sp. or Meter wavelength events reported; 10 cm flux = 294
28	<u>0453-0536</u>	N12W52	sn	15777	00200	2	10 cm flux = 133; IIIb(M)
Feb 2	<u>0903-1026</u>	S21E90	ln	15808	21002	5	IIIg(M)
7	<u>0347-0416</u>	S19E27	ln	15808	21200	5	10 cm flux = 116
8	<u>0202-0332</u>	S20E15	ln	15808	21222	9	10 cm flux = 102; CONT(M)
8	<u>0712-0842</u>	N12E15	ln	15807	21000	3	
9	<u>0734-0840</u>	N13W05	lb	15807	21000	3	I(M)
11	<u>0949-1040</u>	N15W27	2f	15807	02000	2	
11	<u>1223-1314</u>	N12W32	lb	15807	11203	7	10 cm flux = 200; IIIU(M)
12	<u>0000-0204</u>	N16W36	ln	15807	21121	7	IS,DC,CONT(M)
12	<u>0546-0611</u>	N15W38	sn	15807	20000	2	IIIg,V(M)
12	<u>1948-2031</u>	S34E16	lb	15816	11202	6	10 cm flux = 126; IIIg,V (DCM,M,DKM)
16	<u>1245-1312</u>	N18E10	sn	15823	10202	5	10 cm flux = 130; IIIG (DCM,M)
16	<u>2136-2216</u>	N18E08	sb	15823	10202	5	10 cm flux = 166; IIIG (DCM,M,DKM).
16	<u>(2235)</u>				10200	3	10 cm flux = 189; No flare reported.
17	<u>0004-0048</u>	N18E08	sn	15823	10200	3	10 cm flux = 430; IIIG (DCM,M).
	<u>0013-0100</u>	N10E40	sn	15830			
17	<u>0225-0330</u>	N18E06	ln	15828	21201	6	10 cm flux = 462; IIIG (DCM,M,DKM).
17	<u>1900-1924</u>	N18W01	sn	15823	10120	4	CONT(M); IIIg,V(M,DKM)
18	<u>1652-1731</u>	N06W17	sb	15836	00202	4	10 cm flux = 236; IIIg,V (DCM,M,DKM); IV in progress

APPENDIX OF "LESSER EVENTS" FOR 1975-1979 (continued)

DATE 1979	TIME (UT) OF FLARE OR EVENT	POSITION	H α IMP.	McMATH PLAGE NUMBER	H α FLARE PROFILE abcde	COMP. FLARE INDEX	REMARKS
Feb 18	1707-1750	N18W17	1n	15823	01200	3	10 cm flux = 185; IIIG,V (DCM,M,DKM).
18	{ 2156-2243 and 2203-2246	N17E11	sb	15830	10122	6	CONT(DCM); IIIG(M,DKM).
18	{ 2330-2412 and 2342-2436	N18W20 N18W19	1n sn	15823 15823	11122	7	
19	1520-1649	N18E12	sn	15830	20020	4	IS, CONT(M); IIIG (M,DKM)
19	1758-1906	N19W27	1b	15823	11122	7	CONT(M); IIIG(DCM,M,DKM).
20	{ 0431-0535 and 0440-0524	N16E02	2b	15830	22200	6	10 cm flux = 130; IN(M); IIIN(DCM,M).
20	{ 1125-1153	N13W24	sf	15823	20000	2	IIIg(M,DKM).
20	2115-2143	N18W06	1f	15830	21000	3	
20	2115-2143	N17W17	sn	15830	10202	5	10 cm flux = 129; IIIG,V (DCM,M).
21	0220-0257	N20W20	1n	15830	01124	8	IS,DC CONT(M); IIIG,V(DCM, M,DKM).
21	0932-0939	N18W22	sf	15830	00020	2	CONT(M); IS,DC(DCM,M)
21	1555-1607	N16W30	sn	15830	10202	5	10 cm flux = 226; Type IV also reported, duration 1 min. (DCM).
22	1119-1257	N16W34	sn	15830	10203	6	10 cm flux = 178; IIIg,V (DCM,M).
24	{ 2314-2508 2348-2408	N25W48	2n	15823	12121	7	CONT(M); IIIg(DCM).
		N20W66	1f	15830	01021	4	IS,DC,CONT(M); IIIg(DCM,M,DKM).
		S27E07	sf	15838	00021	3	
Mar 5	{ 1405-1558 1408-1513 and 1409-1454	N13E38	1b	15863	21100	4	Simultaneous flaring in different parts of plage, and at time of start of major SID.
		N21E44	sb	15863	20100	3	
5	1517-1609	N12E25	1b	15863	21100	4	
6	1423-1506	S19W52	2b	15849	12000	3	
16	{ 1433-1446 and 1411-1504	S21W10	1n	15856	01021	4	CONT(M); IIIG(M).
		N18W09	sb	15877	20100	3	IIIb(M); I,DC(M).
		N19E26	1b	15877	21100	4	
18	{ 1355-1445 and 1418-1425	N40W14	sn	15880	20100	3	No Dyn.Sp. events. Flares have common max. at 1425 UT, with SID.
19	1654-1745	N06E32	1b	15887	21100	4	10 cm flux = 220; IIIG (DCM,M).
21	1258-1339	N07E15	1b	15887	21201	6	No Dyn.Sp. events reported.
22	1338-1545	N07W09	1b	15887	21100	4	10 cm flux = 120; No Dyn. Sp. events reported.
23	1904-2015	N07W26	1b	15887	21200	5	No Dyn.Sp. events reported.
24	0718-0755	N08W43	1b	15887	21000	3	10 cm flux = 119; IIIg (DCM,M).
25	0030-0123	N07E49	sb	15904	10202	5	IIIg(M).
25	0650-0731	N07W64	sn	15887	20100	3	No Dyn.Sp. events reported.
25	1802-1829	N09W64	sf	15887	20100	3	10 cm flux = 325; IIIg (DCM,M).
26	0309-0325	N08W71	1b	15887	21202	7	IIIb(M,DKM).
26	1641-1649	N09W80	sn	15887	20000	2	IN(M).
29	0715-0824	S30W12	sn	15899	20002	4	IN(M).
31	2315-2402	S29E52	1b	15918	21100	4	10 cm flux = 240; IS(DCM).
		S24E19	2b	15918	22200	6	
Apr 3	0417-0440	N08W71	1b	15887	21202	7	10 cm flux = 368; IIIg (M,DKM).
3	1151-1243	S23W05	1b	15918	11200	4	10 cm flux = 175; IIIS(M)
5	1455-1504	S21W11	1n	15918	11203	7	IIIg(DCM,M).
5	1823-1846	N20E88	sb	15933	20000	2	10cm flux = 160; IIIG(DCM)
10	0458-0530	N20E89	sn	15933	00201	3	IIIG,U(DCM,M).
11	0834-0903	N10E90	1b	15948	21000	3	No Dyn.Sp. event reported
11	1325-1351	N10E70	1n	15948	21002	5	10 cm flux = 234; IIIG,V, U(DCM,M,DKM); I,DC,CONT(M)
16	{ 0510-0521 0531-0615	N03W09	1b	15937	21100	4	IIIG(M); Different flares overlap with major SID.
		N18E15	1f	15952	21000	3	
25	2131-2156	S27E53	2n	15968	12103	7	IIIG,V(DCM,M).
27	{ 0529-0555 and 0537-0637	N16E15	sn	15967	10203	6	10 cm flux = 137; IIIG,V (M). These flares precede the major flare event following, at 0633 UT.
27	1628-1725	N12E80	1n	15974	11200	4	10 cm flux = 173; IIIG (DCM,M).
27	1628-1725	N19E10	sb	15967	11000	2	IIIg,V(DCM,M,DKM).
29	1605-1627	N16E44	sb	15974	20100	3	

APPENDIX OF "LESSER EVENTS" FOR 1975-1979 (continued)

DATE	TIME (UT) OF FLARE OR EVENT	POSITION	H α IMP.	McMATH PLAGE NUMBER	H α FLARE PROFILE abcde	COMP. FLARE INDEX	REMARKS
1979							
May 1	0351-0416	N15E18	1n	15974	21002	5	IS(DCM).
1	0605-0631	S24W20	sf	15968	00022	4	IS,CONT(DCM,M).
	0610-0652	S30E27	1n	15978	01022	5	
	0625-0652	N11E20	sf	15974	00022	4	
1	0914-0929	N19W40	sf	15967	00200	2	
6	2335-2353	N24E34	1b	15990	11200	4	10 cm flux > 160; IS, DC in progress. 10 cm flux = 100; IIIg, V,U(DCM,M).
17	0116-0138	S22W69	sb	15996	20100	3	No Dyn. Sp. events re- ported; three flares in common with SID.
	0122-0144	S23W46	sf	16001	20100	3	
	0122-0131	N13E07	sf	16010	20000	2	
19	0424-0445	N16W75	sn	15999	20100	3	No Dyn.Sp event reported.
20	1057-1124	S32E84	sf	16034	10021	4	CONT(M); IIIN(M).
	and 1110-1137	N15W65	1n	16014	11021	5	
20	(1310)				20000	2	
21	0443-0510	N20W50	1f	16014	21001	4	IIIg(M); No flare reported
	and 0458-0515	S22E53	1b	16030		4	IIIb,V(M,DKM).
21	0626-0632	S17W88	sn	16005	20000	2	IIIN(M).
22	1110-1235	S21E35	2n	16030	12100	4	No Dyn.Sp. event reported
Jun 1	1455-1530	N15E65	sn	16051	00020	2	IC(M); IIIN(M).
2	1421-1621	N20E49	sb	16051	10220	5	10 cm flux = 122; IC(M); IIIN(M,DKM).
3	0129-0159	N14E50	2b	16051	02000	2	No SID or Dyn.Sp. events reported.
3	0845-1113	N18E39	2n	16051	22100	5	No Dyn.Sp. events reported; Simultaneous flares common to major SID.
	and 0910-1119	S26E47	1b	16052	21100	4	
5	0124-0220	N20E18	1n	16051	21121	7	IS,C(M); IIIG(M,DKM).
6	2105-2139	N17E71	1b	16067	21201	6	10 cm flux = 204; IIIN(M)
10	(0220)				00020	2	IS,DC,CONT(DCM,M); No prior flare reported.
10	(1424)				00020	2	CONT(M); No prior flare reported.
11	(1150)				10122	6	CONT(M); IS(M); No flare reported.
11	1223-1243	N20W75	1b	16051	21122	8	I and CONT(M).
	and 1229-1243	S25W52	sf	16052	20122	7	
11	(1520)				00020	2	IC(M); IIIb(M); No prior flare reported.
11	1745-1818	S25W55	sn	16052	10020	3	I and CONT(M); IIIG(M).
	and 1747-1809	N22W81	1b	16051	11020	4	
11	2116-2125	N28W75	sf	16051	00020	2	IS,C(DCM,M); IIIS(M).
12	0548-0555	N14E03	sn	16067	00020	2	IS and CONT(M).
12	0647-0700	S25W65	sn	16052	00200	2	10 cm flux = 228; No SID and no Dyn.Sp. events re- ported.
12	1447-1521	S18E05	sf	16065	00020	2	IC(M); No SID or single freq. radio events re- ported.
	and 1452-1549	S23W66	sf	16052		2	IC(M); IIIG(M).
12	1649-1658	N20W90	sf	16051	00020	2	IS,DC, and CONT(DCM,M); No SID or single freq. radio events reported.
12	2049-2105	N19W89	sn	16051	00020	2	CONT(M) - Possibly an "All Day" report.
13	1042-1133	N16E90	sf	16092	00120	3	IS,DC,CONT(DCM,M); IIIS(M)
13	2034-2109	N15E87	sb	16092	00022	4	IS,DC,CONT(M); IIIS(M).
	0110-0138	N23E20	sn	16070	00020	2	
14	0125-0143	S25W13	sf	16065		2	IS,DC,CONT(M); IIIS(M).
14	2110-2215	N15W46	sn	16067	00020	2	IS,C(DCM,M); IIIS(M).
30	0551-0638	S28E78	1f	16112	01020	3	IS,DC,CONT(M); IIIG(M).
30	1835-1844	N18E45	sb	16117	00020	2	IC(M); No SID or single freq. radio events re- ported.
Jul 1	0259-0420	S27E63	2n	16112	02000	2	IIIg(M); IS,DC(M).
2	(1448)				00120	3	CONT(M); No flare or SID reported.
3	2300-2337	N04W02	2n	16111	12000	3	IIIg(DCM); IS(M).
4	0601-0647	N08E47	1b	16122	11200	4	IV and IS, CONT in prog; 10 cm flux = 170.
4	0829-0947	N08E46	1b	16122	11122	7	CONT(M); IS in prog.

APPENDIX OF "LESSER EVENTS" FOR 1975-1979 (continued)


DATE 1979	TIME (UT) OF FLARE OR EVENT	POSITION	H α IMP.	McMATH PLAGE NUMBER	H α FLARE PROFILE abcde	COMP. FLARE INDEX	REMARKS
Jul 16	(1755)				00200	2	10 cm flux = 155; No flare or SID reported.
23	0457-0800	N28W90	2n	16160	02000	2	No SID or single freq. events reported.
24	0725-0835	N31W31	1n	16156	21101	5	IIIN in prog.
Aug 1	1115-1205	S13E04	sb	16175	20100	3	IIIb(DCM).
1	1412-1440	S13E02	sn	16175	20100	3	IIIb(M).
15	1524-1541	S23E41	sb	16225	20100	3	IIIg(DCM).
21	2056-2109 and 2057-2133	N05E57 S32E56	sn sn	16239 16241	00020	2	I and CONT(M).
22	2221-2240 2232-2245 2231-0213	N04E57 S32E55 S27W22	sf sn sn	16239 16241 16224	00020	2	IS,CONT(M);IIIg,U(M).
27	0257-0331	N28W22	sf	16237	00024	6	CONT(M);IIIg,V(M).
27	2137-2315	N18E62	1b	16252	11020	4	IS,C(M);IIIg,V(M,DKM).
28	0028-0031	N17E63	sn	16252	00020	2	CONT(M);IIIg(M).
Sep 7	0425-0508	N21W72	2n	16252	12000	3	IIIg,V(M,DKM);IS(M).
8	0645-0711	S22W86	1n	16271	21100	4	IIIg(DCM,M);IS(M).
11	0950-1021	N11E31	sn	16279	00132	6	IV(DCM), Duration 4 min.
11	1343-1524	N15W10	2b	16275	12100	4	
13	(0549)				00020	2	CONT(M);IIIg,U(M); No flare or SID reported.
14	0245-0401	N06W05	2n	16279	12000	3	
15	(0113)				20000	2	No flare reported at time of SID.
16	0759-0823	N03E85	sb	16298	20100	3	IIIg,U(DCM,M).
16	0937-1015	N06E80	2b	16298	22200	6	10 cm flux = 220; No event reported in dynamic spectrum.
18	0746-0856	N09W63	1n	16279	21100	4	IIIb(M).
19	0356-0442	N10W76	1n	16279	21100	4	IIIb(M,DKM).
19	1353-1423	N09W78	1b	16279	21100	4)	
	1407-1512	N05E38	sn	16298	20100	3)	
20	0838-0946	N05E27	1n	16298	21100	4	IN(M).
21	2340-2430	N06E05	1n	16298	11202	6	10 cm flux = 200;IIIg(M).
22	0215-0320	N06E03	1n	16298	21000	3	IIIg,V(M).
25	1106-1205	N15E56	1n	16325	11131	7	IV(DCM,M), Dur. 8 min; IIIg(M).
30	0614-0701	N18W37	2b	16315	22120	7	IS,C(M);IIIN(M).
Oct 1	0554-0622	S25W16	1b	16324	21100	4	IIIb(M);IN(DCM,M).
1	0920-0950	N16W51	1b	16315	21100	4	IN in prog.
2	0935-1003	N13E24	sb	16337	20100	3	IN in prog.
2	1440-1600	S29E25	1n	16334	11131	7	IV(DCM), Dur. 6 min; IIIg(DCM,M).
2	2155-2325	N13E55	2n	16336	12201	6	10 cm flux = 113; IIIg(M).
3	0831-0855	S23W44	1n	16324	21101	5	
4	1048-1200	N11E27	1n	16336	01202	5	IIIg(M).
6	0621-0703	N25E40	2n	16341	22100	5	
6	0700-0730	N14E40	2n	16344	12100	4	IIIg(DCM,M).
6	0738-0815	N25E39	1b	16341	21101	5	IN(M).
8	1852-1904	S18W76	sn	16346	00020	2	I, CONT(M).
9	0654-0756	N15E10	1n	16344	21001	4	IS and IIIS in prog.
9	1453-1505	N18E00	sf	16344	00020	2	I, CONT(M).
9	(1849)				00020	2	I, CONT(M);IIIg(M,DKM); No flare or SID reported.
9	2007-2020	N13W41	sn	16336	00020	2	IS,C(M).
10	(1333)				00020	2	I,C(M); No flare or SID reported.
10	(2217)				00020	2	IC(M); IIIb(M); No flare or SID reported.
11	1155-1226	N09E62	sn	16363	00200	2	10 cm flux = 100; IIIN in prog.
12	1035-1136	N28E29	sb	16357	10132	7	IV(DCM), Duration 5 min.; IIIg(M).
13	(1100)				00022	4	CONT(M); No flare or SID reported.
13	1332-1422 and 1352-1611	N28E22 N14W48	sb sn	16357 16344	10120	4	I, CONT(M).
13	1958-2038 and 2000-2016	S14W75 N28E27	sf sb	16343 16357	10120	4	IS, CONT(M).
14	0055-0316 0110-0143 0151-0231	N16W48 S16W77 N26E88	1b 1n? 1f	16344 16343 16373	21200 21200 21000	5 5 3	IIIg(M);10 cm flux = 119; Several different flares during course of major SID

APPENDIX OF "LESSER EVENTS" FOR 1975-1979 (continued)

DATE	TIME (UT) OF FLARE OR EVENT	POSITION	H α IMP.	McMATH PLAGE NUMBER	H α FLARE PROFILE abcde	COMP. FLARE INDEX	REMARKS
1979							
Oct 17	0038-0128	N26E43	1n?	16373	21000	3	IIIb(M); Flare importance is questionable.
17	0648-0754	N26E42	2n	16373	22130	8	IV(DCM), Duration 7 min.; IIIg,V(M).
19	0018-0122	N28E19	2n	16373	12200	5	10 cm flux = 113; IIIb(M); IIIG(M,DKM).
20	{ 0256-0310 and 0305-0315	N33W35	1n?	16366	11200	4	10cm flux = 127; IIIb(M,DKM).
20	0552-0634	N28E08	1n?	16373			
20	1147-1242	N26E01	1b	16373	21100	4	10 cm flux = 394; No event in dynamic spectrum.
20	1824-1934	N26W02	2b	16373	12100	4	IIIg(M).
20	2212-2309	N19E52	2n	16381	12100	4	IIIg(M,DKM).
21	1324-1431	N26W15	1b	16373	11200	4	IIIg(M,DKM).
22	0630-0649	N26W16	sn	16373	00120	3	10cm flux = 104; IIIb(M).
23	0558-0610	N27W34	sn	16373	00020	2	IN, CONT(M).
25	0028-0111	S20E28	2n	16384	02000	2	IS,DC,CONT(M).
25	0118-0214	S28W47	2f	16374	02000	2	No SID or radio events reported.
29	(0649)				00020	2	
29	1125	N14E58	2n	16374	02100	3	IN, CONT(M); IIIg(M); No prior flare or SID reported.
29	2017-2111	S30W40	1f?	16385	01020	3	IIIg(DCM,M); Flare data incomplete.
Nov 2	(1449)				00030	3	IS,C(M); IIIg,V,U(M).
3	(0221)				20000	2	IV(DCM), Duration 5 min.; IIIG(DCM,M): No flare or SID reported.
5	0200-0234	N18E29	sn	16406	20100	3	IIIg,V(M,DKM); No flare reported.
5	0247-0442	S12E54	2n	16413	12100	4	IIIg(DKM); IN(M).
5	0507-0716	S12E52	2n?	16413	12104	8	IIIg(M).
5	1010-1053	S14E57	2f?	16413	02003	5	IIIg(M,DKM).
6	0232-0235	S13E45	1n	16413	21124	10	IIIg(DCM,M).
6	0306-0346	S15E47	2b	16413	22100	5	CONT(M), Duration 5 min.; IIIg,V(M,DKM).
6	{ 2001-2029 and 2007-2028	S14E39	1n	16413	11020	4	IS(M).
7	0254-0337	S14E25	2f?	16413	12000	3	IS,C(M); IIIG(M,DKM)
7	0331-0340	N21E53	sf	16414	00020	2	No radio events reported.
7	0347-0419	S15E35	2b	16413	12000	3	CONT(M), Duration 6 min.; IIIG(M,DKM).
7	0512-0540	S15E32	2n?	16413	12000	3	No radio events reported.
7	0641-0658	S14E30	1n	16413	11122	7	IIIg(DKM); IIIN(M).
8	0805-0817	S15E11	sb	16413	10203	6	CONT(M), Duration 7 min.; IIIG(M,DKM).
8	2156-2253	N28E26	sn	16414	00200	2	10cm flux = 187; IIIG(DCM, M); Also IV(DCM) but only 2.5 min. duration.
8	{ 2331-2359 and 2332-2358	S15E47	sb	16418	20200	4	10cm flux = 211; IIIg,U (M,DKM).
9	0504-0523	S17E41	sn	16418			
10	{ 1201-1241 and 1217-1237	S16E25	sb	16418	10200	3	No radio events reported. 10cm flux = 119; IIIg(DCM); Also IV(DCM), duration 1.5 minutes.
11	(1048)	S15W17	sb	16413			
13	1518-1541	N19W90	1b	16406	11130	6?	10cm flux = 120; No flare or SID reported.
14	1520-1540	N17W90	sn	16406	20000	2	IV(DCM), Duration 2 min. No event reported in dynamic spectrum.
15	(1007)				00200	2	10cm flux = 140; IIIg(M); No flare or SID reported.
16	(0830)				00200	2	10cm flux = 130; No flare, SID, or Dyn.Sp. events reported.
16	0935-1045	N18W05	2n	16425	02122	7	CONT(M), Duration 8 min.; IIIG(M); IN(M).
18	1055-1120	S27W29	1b	16433	11200	4	10cm flux = 267; IIIG(M); IN(M).
21	(1101)				00200	2	10cm flux = 370; No flare or SID reported.
27	0647-0804	N16E05	1n	16448	01020	3	CONT(M); IS(DCM).

APPENDIX OF "LESSER EVENTS" FOR 1975-1979 (continued)

<u>DATE</u> <u>1979</u>	<u>TIME (UT)</u> <u>OF FLARE</u> <u>OR EVENT</u>	<u>POSITION</u>	<u>Hα</u> <u>IMP.</u>	<u>McMATH</u> <u>PLAGE</u> <u>NUMBER</u>	<u>Hα FLARE</u> <u>PROFILE</u> <u>abcde</u>	<u>COMP.</u> <u>FLARE</u> <u>INDEX</u>	<u>REMARKS</u>
Dec 3	<u>1514-1640</u>	S24E54	2b?	16476	12100	4	No dynamic spectrum events reported.
4	<u>0438-0536</u>	S17E32	1n	16467	21000	3	IIIg(DCM).
4	(0956)				00200	2	10cm Flux = 165; No flare or SID reported.
7	<u>0151-0240</u>	S25W23	2b	16465	02100	3	No dynamic spectrum events reported.
10	(1603)				00200	2	10cm flux = 205; No flare or SID reported.
13	<u>0915-0930</u>	N10E41	sb	16527	00030	3	IV(DCM), Duration 7 min.
14	<u>0613-0630</u>	N12E46	2b?	16515	12203	8)	10cm flux = 107; IIIG, V
14	<u>0615-0632</u>	S16W29	1b	16495	11203	7)	(DCM,M,DKM).
14	(1118)				00030	3	IV(DCM), Duration 7 min.; IIIG(DCM,M); No flare or SID reported.
21	<u>2003-2640</u>	N20E55	2f?	16540	02100	3	IIIg,U(M); IS(DCM).
22	<u>0511-0604</u>	S18E53	2n	16541	22100	5	No dynamic spectrum events reported.
23	<u>0440-0525</u>	S07W64	2b	16522	02001	3	IIIb(M,DKM).
23	<u>0720-0735</u>	S06W64	2b?	16522	22000	4	No dynamic spectrum events reported.
28	<u>2137-2154</u>	S17W87	sf	16529	20100	3	IIIg(DCM,M,DKM); IIIN(M).
29	<u>0034-0055</u>	S16W86	sn	16529	20000	2	IIIg(DCM,M,DKM).



UAG SERIES OF REPORTS

Between 4 and 12 UAG Reports are published at irregular intervals each year. Subscriptions may be ordered through the National Geophysical and Solar-Terrestrial Data Center, Environmental Data and Information Service, NOAA, Boulder, CO 80303, USA. The subscription price for the calendar year only is \$30.00 (\$17.30 additional for foreign mailing). Each year the single copy prices total less than \$30.00, the expiration date for all subscriptions will be extended. Back issues may be purchased at the prices shown below plus a \$3.00 handling charge per order; some reports, though, are available only on microfiche. Orders must include check or money order payable in U.S. currency to the Department of Commerce, NOAA/NGSDC.

- UAG-1 "IQSY Night Airglow Data," by L.L. Smith, F.E. Roach, and J.M. McKennan, ESSA Aeronomy Laboratory, Boulder, CO, July 1968, 305 pp, \$1.75.
- UAG-2 "A Reevaluation of Solar Flares, 1964-1966," by Helen W. Dodson and E. Ruth Hedeman, McMath-Hulbert Observatory, University of Michigan, Pontiac, MI, August 1968, 28 pp, \$0.30.
- UAG-3 "Observations of Jupiter's Sporadic Radio Emission in the Range 7.6-41 MHz, 6 July 1966 through 8 September 1968," by James W. Warwick and George A. Dulk, University of Colorado, Boulder, CO, October 1968, 35 pp, \$0.55.
- UAG-4 "Abbreviated Calendar Record 1966-1967," by J. Virginia Lincoln, Hope I. Leighton and Dorothy K. Kropp, ESSA now NOAA, Aeronomy and Space Data Center, Boulder, CO, January 1969, 170 pp, \$1.25.
- UAG-5 "Data on Solar Event of May 23, 1967 and its Geophysical Effects," compiled by J. Virginia Lincoln, World Data Center A, Upper Atmosphere Geophysics, ESSA now NOAA, Boulder, CO, February 1969, 120 pp, \$0.65.
- UAG-6 "International Geophysical Calendars 1957-1969," by A.H. Shapley and J. Virginia Lincoln, ESSA Research Laboratories, now NOAA, Boulder, CO, March 1969, 25 pp, \$0.30.
- UAG-7 "Observations of the Solar Electron Corona: February 1964 - January 1968," by Richard T. Hansen, High Altitude Observatory, NCAR, Boulder, CO, and Kamuela, HI, October 1969, 12 pp, \$0.15.
- UAG-8 "Data on Solar-Geophysical Activity October 24 - November 6, 1968," Parts 1 and 2, compiled by J. Virginia Lincoln, World Data Center A, Upper Atmosphere Geophysics, ESSA now NOAA, Boulder, CO, March 1970, 312 pp, \$1.75 (includes Parts 1 and 2).
- UAG-9 "Data on Cosmic Ray Event of November 18, 1968 and Associated Phenomena," compiled by J. Virginia Lincoln, World Data Center A, Upper Atmosphere Geophysics, ESSA now NOAA, Boulder, CO, April 1970, 109 pp, \$0.55.
- UAG-10 "Atlas of Ionograms," edited by A.H. Shapley, ESSA Research Laboratories now NOAA, Boulder, CO, May 1970, 243 pp, \$1.50.
- UAG-12 "Solar-Geophysical Activity Associated with the Major Geomagnetic Storm of March 8, 1970," Parts 1, 2 and 3, compiled by J. Virginia Lincoln and Dale B. Bucknam, World Data Center A, Upper Atmosphere Geophysics, ESSA now NOAA, Boulder, CO, April 1971, 466 pp, \$3.00 (includes Parts 1-3).
- UAG-13 "Data on the Solar Proton Event of November 2, 1969 through the Geomagnetic Storm of November 8-10, 1969," compiled by Dale B. Bucknam and J. Virginia Lincoln, World Data Center A, Upper Atmosphere Geophysics, ESSA now NOAA, Boulder, CO, May 1971, 76 pp, \$0.90.
- UAG-14 "An Experimental, Comprehensive Flare Index and Its Derivation for 'Major' Flares, 1955-1969," by Helen W. Dodson and E. Ruth Hedeman, McMath-Hulbert Observatory, University of Michigan, Pontiac, MI, July 1971, 25 pp, \$0.30.
- UAG-16 "Temporal Development of the Geophysical Distribution of Auroral Absorption for 30 Substorm Events in each of IQSY (1964-65) and IASY (1960)," by F.T. Berkey, University of Alaska, Fairbanks, AK; V.M. Driatskiy, Arctic and Antarctic Research Institute, Leningrad, USSR; K. Henriksen, Auroral Observatory, Tromsø, Norway; D.H. Jelly, Communications Research Center, Ottawa, Canada; T.I. Shchuka, Arctic and Antarctic Research Institute, Leningrad, USSR; A. Theander, Kiruna Geophysical Observatory, Kiruna, Sweden; and J. Yliniemi, University of Oulu, Oulu, Finland, September 1971, 131 pp, \$0.70 (microfiche only).
- UAG-17 "Ionospheric Drift Velocity Measurements at Jicamarca, Peru (July 1967 - March 1970)," by Ben B. Balsley, NOAA Aeronomy Laboratory, Boulder, CO, and Ronald F. Woodman, Jicamarca Radar Observatory, Instituto Geofisico del Peru, Lima, Peru, October 1971, 45 pp, \$0.55 (microfiche only).
- UAG-18 "A Study of Polar Cap and Auroral Zone Magnetic Variations," by K. Kawasaki and S.-I. Asasofu, University of Alaska, Fairbanks, AK, June 1972, 21 pp, \$0.20.
- UAG-19 "Reevaluation of Solar Flares 1967," by Helen W. Dodson and E. Ruth Hedeman, McMath-Hulbert Observatory, University of Michigan, Pontiac, MI, and Marta Rovira de Miceli, San Miguel Observatory, Argentina, June 1972, 15 pp, \$0.15.
- UAG-21 "Preliminary Compilation of Data for Retrospective World Interval July 26 - August 14, 1972," by J. Virginia Lincoln and Hope I. Leighton, World Data Center A for Solar-Terrestrial Physics, NOAA, Boulder, CO, November 1972, 128 pp, \$0.70.
- UAG-22 "Auroral Electrojet Magnetic Activity Indices (AE) for 1970," by Joe Haskell Allen, National Geophysical and Solar-Terrestrial Data Center, Boulder, CO, November 1972, 146 pp, \$0.75.
- UAG-23 "U.R.S.I. Handbook of Ionogram Interpretation and Reduction," Second Edition, November 1972, edited by W.R. Piggott, Radio and Space Research Station, Slough, UK, and K. Rawer, Arbeitsgruppe fur Physikalische Weltraumforschung, Freiburg, GFR, November 1972, 324 pp, \$1.75.
- UAG-23A "U.R.S.I. Handbook of Ionogram Interpretation and Reduction," Second Edition, Revision of Chapters 1-4, edited by W.R. Piggott, Radio and Space Research Station, Slough, UK, and K. Rawer, Arbeitsgruppe fur Physikalische Weltraumforschung, Freiburg, GFR, November 1972, 135 pp, \$2.14.
- UAG-24 "Data on Solar-Geophysical Activity Associated with the Major Ground Level Cosmic Ray Events of 24 January and 1 September 1971," Parts 1 and 2, compiled by Helen E. Coffey and J. Virginia Lincoln, World Data Center A for Solar-Terrestrial Physics, NOAA, Boulder, CO, December 1972, 462 pp, \$2.00 (includes Parts 1 and 2).

- UAG-25 "Observations of Jupiter's Sporadic Radio Emission in the Range 7.6-41 MHz, 9 September 1968 through 9 December 1971," by James W. Warwick, George A. Dulk and David G. Swann, University of Colorado, Boulder, CO, February 1973, 35 pp, \$0.35.
- UAG-26 "Data Compilation for the Magnetospherically Quiet Periods February 19-23 and November 29 - December 3, 1970," compiled by Helen E. Coffey and J. Virginia Lincoln, World Data Center A for Solar-Terrestrial Physics, NOAA, Boulder, CO, May 1973, 129 pp, \$0.70.
- UAG-27 "High Speed Streams in the Solar Wind," by D.S. Intriligator, University of Southern California, Los Angeles, CA, June 1973, 16 pp, \$0.15.
- UAG-28 "Collected Data Reports on August 1972 Solar-Terrestrial Events," Parts 1, 2 and 3, edited by Helen E. Coffey, World Data Center A for Solar-Terrestrial Physics, NOAA, Boulder, CO, July 1973, 932 pp, \$4.50.
- UAG-29 "Auroral Electrojet Magnetic Activity Indices AE(11) for 1968," by Joe Haskell Allen, Carl C. Abston and Leslie D. Morris, National Geophysical and Solar-Terrestrial Data Center, Boulder, CO, October 1973, 148 pp, \$0.75.
- UAG-30 "Catalogue of Data on Solar-Terrestrial Physics," prepared by NOAA Environmental Data Service, Boulder, CO, October 1973, \$1.50. Supersedes UAG-11, 15, and 20 catalogs.
- UAG-31 "Auroral Electrojet Magnetic Activity Indices AE(11) for 1969," by Joe Haskell Allen, Carl C. Abston and Leslie D. Morris, National Geophysical and Solar-Terrestrial Data Center, Boulder, CO, February 1974, 142 pp, \$0.75.
- UAG-32 "Synoptic Radio Maps of the Sun at 3.3 mm for the Years 1967-1969," by Earle B. Mayfield, Kennon P. White III, and Fred I. Shimabukuro, Aerospace Corp., El Segundo, CA, April 1974, 26 pp, \$0.35.
- UAG-33 "Auroral Electrojet Magnetic Activity Indices AE(10) for 1967," by Joe Haskell Allen, Carl C. Abston and Leslie D. Morris, National Geophysical and Solar-Terrestrial Data Center, Boulder, CO, May 1974, 142 pp, \$0.75.
- UAG-34 "Absorption Data for the IGY/IGC and IQSY," compiled and edited by A.H. Shapley, National Geophysical and Solar-Terrestrial Data Center, Boulder, CO; W.R. Piggott, Appleton Laboratory, Slough, UK; and K. Rawer, Arbeitsgruppe für Physikalische Weltraumforschung, Freiburg, GFR, June 1974, 381 pp, \$2.00.
- UAG-35 "Catalogue of Digital Geomagnetic Variation Data at World Data Center A for Solar-Terrestrial Physics," prepared by NOAA Environmental Data Service, Boulder, CO, July 1974, 20 pp, \$0.20.
- UAG-36 "An Atlas of Extreme Ultraviolet Flashes of Solar Flares Observed via Sudden Frequency Deviations During the ATM-SKYLAB Missions," by R.F. Donnelly and E.L. Berger, NOAA Space Environment Laboratory; Lt. J.D. Busman, NOAA Commissioned Corps; B. Henson, NASA Marshall Space Flight Center; T.B. Jones, University of Leicester, UK; G.M. Lurfald, NOAA Wave Propagation Laboratory; K. Najita, University of Hawaii; W.M. Retailack, NOAA Space Environment Laboratory and W.J. Wagner, Sacramento Peak Observatory, October 1974, 95 pp, \$0.55.
- UAG-37 "Auroral Electrojet Magnetic Activity Indices AE(10) for 1966," by Joe Haskell Allen, Carl C. Abston and Leslie D. Morris, National Geophysical and Solar-Terrestrial Data Center, Boulder, CO, December 1974, 142 pp, \$0.75.
- UAG-38 "Master Station List for Solar-Terrestrial Physics Data at WDC-A for Solar-Terrestrial Physics," by R.W. Buhmann, World Data Center A for Solar-Terrestrial Physics, Boulder, CO; Juan D. Roederer, University of Denver, Denver, CO; and M.A. Shea and D.F. Smart, Air Force Cambridge Research Laboratories, Hanscom AFB, MA, December 1974, 110 pp, \$1.60.
- UAG-39 "Auroral Electrojet Magnetic Activity Indices AE(11) for 1971," by Joe Haskell Allen, Carl C. Abston and Leslie D. Morris, National Geophysical and Solar-Terrestrial Data Center, Boulder, CO, February 1975, 144 pp, \$2.05.
- UAG-40 "H-Alpha Synoptic Charts of Solar Activity for the Period of Skylab Observations, May 1973 - March 1974," by Patrick S. McIntosh, NOAA Space Environment Laboratory, Boulder, CO, February 1975, 32 pp, \$0.56.
- UAG-41 "H-Alpha Synoptic Charts of Solar Activity During the First Year of Solar Cycle 20 October 1964 - August 1965," by Patrick S. McIntosh, NOAA Space Environment Laboratory, Boulder, CO and Jerome T. Nolte, American Science and Engineering, Inc., Cambridge, MA, March 1975, 25 pp, \$0.48.
- UAG-42 "Observations of Jupiter's Sporadic Radio Emission in the Range 7.6-80 MHz, 10 December 1971 through 21 March 1975," by James W. Warwick, George A. Dulk and Anthony C. Riddle, University of Colorado, Boulder, CO, April 1975, 49 pp, \$1.15.
- UAG-43 "Catalog of Observation Times of Ground-Based Skylab-Coordinated Solar Observing Programs," compiled by Helen E. Coffey, World Data Center A for Solar-Terrestrial Physics, NOAA, Boulder, CO, May 1975, 159 pp, \$3.00.
- UAG-44 "Synoptic Maps of Solar 9.1 cm Microwave Emission from June 1962 to August 1973," by Werner Graf and Ronald N. Bracewell, Stanford University, Stanford, CA, May 1975, 183 pp, \$2.55.
- UAG-45 "Auroral Electrojet Magnetic Activity Indices AE(11) for 1972," by Joe Haskell Allen, Carl C. Abston and Leslie D. Morris, National Geophysical and Solar-Terrestrial Data Center, Boulder, CO, May 1975, 144 pp, \$2.10 (microfiche only).
- UAG-46 "Interplanetary Magnetic Field Data 1963-1964," by Joseph H. King, National Space Science Data Center, NASA Goddard Space Flight Center, Greenbelt, MD, June 1975, 382 pp, \$1.95.
- UAG-47 "Auroral Electrojet Magnetic Activity Indices AE(11) for 1973," by Joe Haskell Allen, Carl C. Abston and Leslie D. Morris, National Geophysical and Solar-Terrestrial Data Center, Boulder, CO, June 1975, 144 pp, \$2.10 (microfiche only).
- UAG-48A "Synoptic Observations of the Solar Corona during Carrington Rotations 1580-1596 (11 October 1971 - 15 January 1973)," [Reissue of UAG-48 with quality images], by R.A. Howard, M.J. Koomen, D.J. Michels, R. Tousey, C.R. Detwiler, D.E. Roberts, R.T. Seal, and J.D. Whitney, U.S. Naval Research Laboratory, Washington, DC, and R.T. Hansen and S.F. Hansen, C.J. Garcia and E. Yasukawa, High Altitude Observatory, NCAR, Boulder, CO, February 1976, 200 pp, \$4.27.

- UAG-49 "Catalog of Standard Geomagnetic Variation Data," prepared by NOAA Environmental Data Service, Boulder, CO, August 1975, 125 pp, \$1.85.
- UAG-50 "High-Latitude Supplement to the URSI Handbook on Ionogram Interpretation and Prediction," edited by W.R. Piggott, British Antarctic Survey, c/o Appleton Laboratory, Slough, UK, October 1975, 294 pp, \$4.00.
- UAG-51 "Synoptic Maps of Solar Coronal Hole Boundaries Derived from He II 304A Spectroheliograms from the Manned Skylab Missions," by J.D. Bohlin and D.M. Rubenstein, U.S. Naval Research Laboratory, Washington, DC, November 1975, 30 pp, \$0.54.
- UAG-52 "Experimental Comprehensive Solar Flare Indices for Certain Flares, 1970-1974," by Helen W. Dodson and E. Ruth Hedeman, McMath-Hulbert Observatory, University of Michigan Pontiac, MI, November 1975, 27 pp, \$0.60.
- UAG-53 "Description and Catalog of Ionospheric F-Region Data, Jicamarca Radio Observatory (November 1966 - April 1969), by W.L. Clark and T.E. Van Zandt, NOAA Aeronomy Laboratory, Boulder, CO, and J.P. McClure, University of Texas at Dallas, Dallas, TX, April 1976, 10 pp, \$0.33.
- UAG-54 "Catalog of Ionosphere Vertical Soundings Data," prepared by NOAA Environmental Data Service, Boulder, CO, April 1976, 130 pp, \$2.10.
- UAG-55 "Equivalent Ionospheric Current Representations by a New Method, Illustrated for 8-9 November 1969 Magnetic Disturbances," by Y. Kamide, Cooperative Institute for Research in Environmental Sciences, University of Colorado, Boulder, CO; H.W. Kroehl, Data Studies Division, National Geophysical and Solar-Terrestrial Data Center, Boulder, CO; M. Kanamitsu, Advanced Study Program, National Center for Atmospheric Research, Boulder, CO; Joe Haskell Allen, Data Studies Division, National Geophysical and Solar-Terrestrial Data Center, Boulder, CO; and S.-I. Akasofu, Geophysical Institute, University of Alaska, Fairbanks, AK, April 1976, 91 pp, \$1.60 (microfiche only).
- UAG-56 "Iso-intensity Contours of Ground Magnetic H Perturbations for the December 16-18, 1971, Geomagnetic Storm," Y. Kamide, Cooperative Institute for Research in Environmental Sciences, University of Colorado, Boulder, CO, April 1976, 37 pp, \$1.39.
- UAG-57 "Manual on Ionospheric Absorption Measurements," edited by K. Rawer, Institut für Physikalische Weltraumforschung, Freiburg, GFR, June 1976, 302 pp, \$4.27.
- UAG-58 "ATS6 Radio Beacon Electron Content Measurements at Boulder, July 1974 - May 1975," by R.B. Fritz, NOAA Space Environment Laboratory, Boulder, CO, September 1976, 61 pp, \$1.04.
- UAG-59 "Auroral Electrojet Magnetic Activity Indices AE(11) for 1974," by Joe Haskell Allen, Carl C. Abston and Leslie D. Morris, National Geophysical and Solar-Terrestrial Data Center, Boulder, CO, December 1976, 144 pp, \$2.16.
- UAG-60 "Geomagnetic Data for January 1976 (AE(7) Indices and Stacked Magnetograms)," by Joe Haskell Allen, Carl C. Abston and Leslie D. Morris, National Geophysical and Solar-Terrestrial Data Center, Boulder, CO, July 1977, 57 pp, \$1.07.
- UAG-61 "Collected Data Reports for STIP Interval II 20 March - 5 May 1976, edited by Helen E. Coffey and John A. McKinnon, World Data Center A for Solar-Terrestrial Physics, Boulder, CO, August 1977, 313 pp, \$2.95.
- UAG-62 "Geomagnetic Data for February 1976 (AE(7) Indices and Stacked Magnetograms)," by Joe Haskell Allen, Carl C. Abston and Leslie D. Morris, National Geophysical and Solar-Terrestrial Data Center, Boulder, CO, September 1977, 55 pp, \$1.11.
- UAG-63 "Geomagnetic Data for March 1976 (AE(7) Indices and Stacked Magnetograms)," by Joe Haskell Allen, Carl C. Abston and Leslie D. Morris, National Geophysical and Solar-Terrestrial Data Center, Boulder, CO, September 1977, 57 pp, \$1.11.
- UAG-64 "Geomagnetic Data for April 1976 (AE(8) Indices and Stacked Magnetograms)," by Joe Haskell Allen, Carl C. Abston and Leslie D. Morris, National Geophysical and Solar-Terrestrial Data Center, Boulder, CO, February 1978, 55 pp, \$1.00.
- UAG-65 "The Information Explosion and Its Consequences for Data Acquisition, Documentation, Processing," by G.K. Hartmann, Max-Planck-Institut für Aeronomie, Lindau, GFR, May 1978, 36 pp, \$0.75.
- UAG-66 "Synoptic Radio Maps of the Sun at 3.3 mm 1970-1973," by Earle B. Mayfield and Fred I. Shimabukuro, Aerospace Corp., El Segundo, CA, May 1978, 30 pp, \$0.75.
- UAG-67 "Ionospheric D-Region Profile Data Base, A Collection of Computer-Accessible Experimental Profiles of the D and Lower E Regions," by L.F. McNamara, Ionospheric Prediction Service, Sydney, Australia, August 1978, 30 pp, \$0.88 (microfiche only).
- UAG-68 "A Comparative Study of Methods of Electron Density Profile Analysis," by L.F. McNamara, Ionospheric Prediction Service, Sydney, Australia, August 1978, 30 pp, \$0.88 (microfiche only).
- UAG-69 "Selected Disturbed D-Region Electron Density Profiles. Their relation to the undisturbed D region," by L.F. McNamara, Ionospheric Prediction Service, Sydney, Australia, October 1978, 50 pp, \$1.29 (microfiche only).
- UAG-70 "Annotated Atlas of the H-alpha Synoptic Charts for Solar Cycle 20 (1964-1974) Carrington Solar Rotations 1487-1616," by Patrick S. McIntosh, NOAA Space Environment Laboratory, Boulder, CO, February 1979, 327 pp, \$3.50.
- UAG-71 "Magnetic Potential Plots over the Northern Hemisphere for 26-28 March 1976," A.D. Richmond, NOAA Space Environment Laboratory, Boulder, CO; H.W. Kroehl, National Geophysical and Solar-Terrestrial Data Center, Boulder, CO; M.A. Henning, Lockheed Missiles and Space Co., Aurora, CO; and Y. Kamide, Kyoto Sangyo University, Kyoto, Japan, April 1979, 118 pp, \$1.50.
- UAG-72 "Energy Release in Solar Flares, Proceedings of the Workshop on Energy Release in Flares, 26 February - 1 March 1979, Cambridge, Massachusetts, U.S.A.," edited by David M. Rust, American Science and Engineering, Inc., Cambridge, MA, and A. Gordon Emslie, Harvard-Smithsonian Center for Astrophysics, Cambridge, MA, July 1979, 68 pp, \$1.50 (microfiche only).

- UAG-73 "Auroral Electrojet Magnetic Activity Indices AE(11-12) for January - June 1975," by Joe Haskell Allen, Carl C. Abston, J.E. Salazar and J.A. McKinnon, National Geophysical and Solar-Terrestrial Data Center, NOAA, Boulder, CO, August 1979, 114 pp, \$1.75.
- UAG-74 "ATS-6 Radio Beacon Electron Content Measurements at Ootacamund, India, October - July 1976," by S.D. Bouwer, K. Davies, R.F. Donnelly, R.N. Grubb, J.E. Jones and J.H. Taylor, NOAA Space Environment Laboratory, Boulder, CO, and R.G. Rastogi, M.R. Deshpande, H. Chandra and G. Sethia, Physical Research Laboratory, Ahmedabad, India, March 1980, 58 pp, \$2.50.
- UAG-75 "The Alaska IMS Meridian Chain: Magnetic Variations for 9 March - 27 April 1978," by H.W. Kroehl and G.P. Kosinski, National Geophysical and Solar-Terrestrial Data Center, Boulder, CO; S.-I. Akasofu, G.J. Romick, C.E. Campbell and G.K. Corrick, University of Alaska, Fairbanks, AK; and C.E. Hornback and A.M. Gray, NOAA Space Environment Laboratory, Boulder, CO, June 1980, 107 pp, \$3.00.
- UAG-76 "Auroral Electrojet Magnetic Activity Indices AE(12) for July - December 1975," by Joe Haskell Allen, Carl C. Abston, J.E. Salazar and J.A. McKinnon, National Geophysical and Solar-Terrestrial Data Center, NOAA, Boulder, CO, August 1980, 116 pp, \$2.50.
- UAG-77 "Synoptic Solar Magnetic Field Maps for the Interval Including Carrington Rotations 1601-1680, May 5, 1973 - April 26, 1979," by J. Harvey, B. Gillespie, P. Miedaner and C. Slaughter, Kitt Peak National Observatory, Tucson, AZ, August 1980, 66 pp, \$2.50.
- UAG-78 "The Equatorial Latitude of Auroral Activity During 1972-1977," by N.R. Sheeley, Jr. and R.A. Howard, E. O. Hulbert Center for Space Research, U.S. Naval Research Laboratory, Washington, DC and B.S. Dandekar, Air Force Geophysics Laboratory, Hanscom AFB, MA, October 1980, 61 pp, \$3.00.
- UAG-79 "Solar Observations During Skylab, April 1973 - February 1974, I. Coronal X-Ray Structure, II. Solar Flare Activity," by J.M. Hanson, University of Michigan, Ann Arbor, MI; and E.C. Roelof and R.E. Gold, The Johns Hopkins University, Laurel, MD, December 1980, 43 pp, \$2.50.
- UAG-80 "Experimental Comprehensive Solar Flare Indices for 'Major' and Certain Lesser Flares, 1975-1979," by Helen W. Dodson and E. Ruth Hedeman, The Johns Hopkins University, Laurel, MD, July 1981, 33 pp, \$2.00.